

## Fixed Attenuator Chip

- ◆ DC to 18 GHz
- ◆ 2 dB
- ◆ 200mW

### Features

- Thin film
- High attenuation accuracy
- Small VSWR
- Ceramic chip: 99% alumina
- Laser trimmed
- Low cost-high performance

### Model No. Description

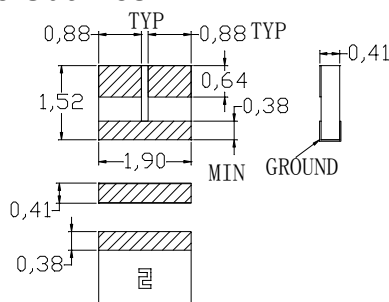
**FACXXXXX**

- X** - Soldering method A or B
- XX** - attenuation: \*\*dB.
- XX** - frequency range 06: DC to 6GHz
- 10: DC to 10GHz
- 12: DC to 12.4GHz
- 18: DC to 18GHz
- 26: DC to 26.5GHz.

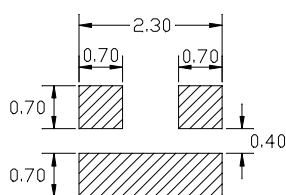
Soldering method A: The gold terminals in this series are just designed to use wire-bonding application.

Soldering method B: The gold terminals in this series are just designed to use lead free reflow application.

### Package Outlines



### Recommended Layout



Note: all dimensions shown in mm

### Specifications

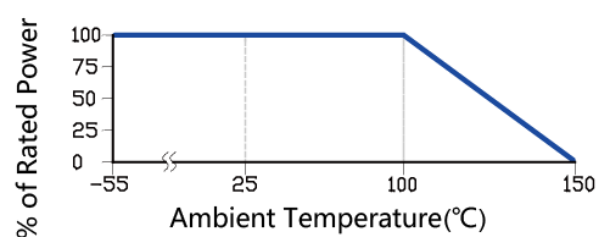
Frequency Range	DC to 18 GHz
Attenuation	2 dB
Attenuation Accuracy (Typical.)	±0.5 dB DC to 4 GHz
	+ 0.5 dB 4 to 8 GHz
	+ 0.5 dB 8 to 12.4 GHz
	+ 1.0 dB 12.4 to 18 GHz
Attenuation Stability	0.0001 dB/dB/°C
Nominal Impedance	50 Ohm
Rated Input Power	200mW
Operating Temperature	-55 °C to +150 °C

FREQ. RANGE (GHz)	VSWR(:1) Typical
DC to 4	1.05
4 to 8	1.10
8 to 12.4	1.15
12.4 to 18	1.40

### Material Specification

substrate	99% alumina
terminal	Gold over Tiw Gold thickness : 3 μ m
resistor	Tantalum nitride thin film

### Average Power Derating Curve



Yantel Corporation

Add: 16<sup>th</sup> Floor, West, AIDI Building, Binhe Road, Futian Area, Shenzhen, China

Tel: 86-755-8355-1886 Fax: 86-755-8355-2533

For detailed performance specs & shopping online see Yantel web site : [www.yantel-corp.com](http://www.yantel-corp.com)