

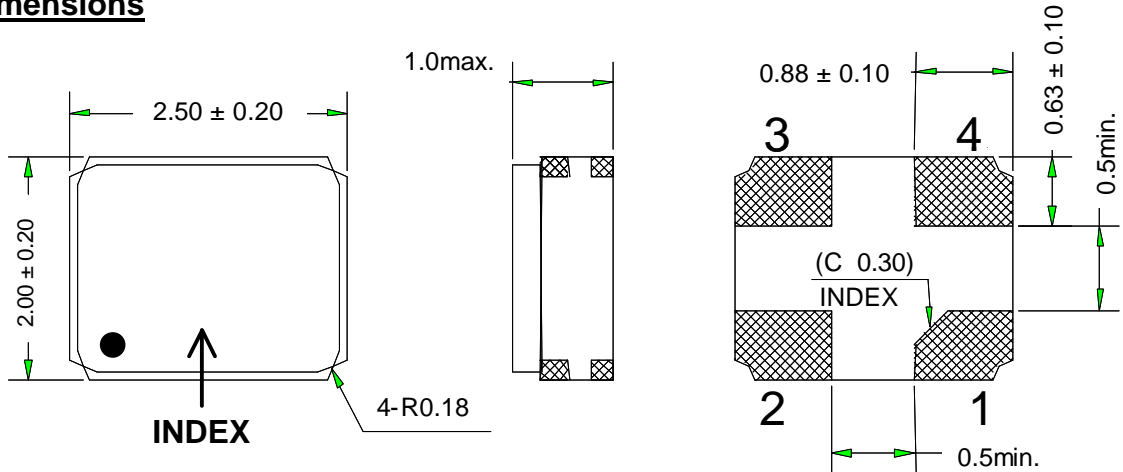
| | | | |
|-----------------|-------------------------------|-------------------------------|--------------------|
| Customer Name | Standard Specification | FUJITSU MEDIA DEVICES LIMITED | |
| System | GPS | DATE | May 28, 2002 |
| FMD Part Number | FAR-F6CP-1G5754-D22J | Version 1.0 | Preliminary |

Table 1 Electrical specification

| Passband: 1574.42 ~ 1576.42 MHz | | | | | | |
|--|---------------------|-----------------------------|------|------|------|---------|
| Item | Condition | Specification | | | Unit | Remarks |
| | | Min. | Typ. | Max. | | |
| Insertion Loss | 1574.42~1576.42 MHz | - | 1.7 | 2.5 | dB | |
| Ripple | 1574.42~1576.42 MHz | - | 0.2 | 1.0 | dB | |
| Absolute Attenuation | D.C.~800 MHz | 37 | 43 | - | dB | |
| | 800~1075.42 MHz | 42 | 50 | - | dB | |
| | 1475.42 MHz | 30 | 40 | - | dB | |
| | 1525.42 MHz | 30 | 45 | - | dB | |
| | 1625.42 MHz | 23 | 28 | - | dB | |
| | 1675.42 MHz | 30 | 39 | - | dB | |
| | 2076.42~3000 MHz | 28 | 34 | - | dB | |
| VSWR | 1574.42~1576.42 MHz | - | 1.7 | 2.5 | | |
| Input/Output Impedance | Unbalance | 50/50 | | | Ohm | |
| Input Power | 1574.42~1576.42 MHz | - | - | +10 | dBm | |
| Operating Temperature | | -30 ~ +85 | | | °C | |
| Device Size | | 2.5typ. x 2.0typ. x 1.0max. | | | mm | |

| | | | |
|-----------------|-------------------------------|-------------------------------|--------------------|
| Customer Name | Standard Specification | FUJITSU MEDIA DEVICES LIMITED | |
| System | GPS | DATE | May 28, 2002 |
| FMD Part Number | FAR-F6CP-1G5754-D22J | Version 1.0 | Preliminary |

● **Dimensions**



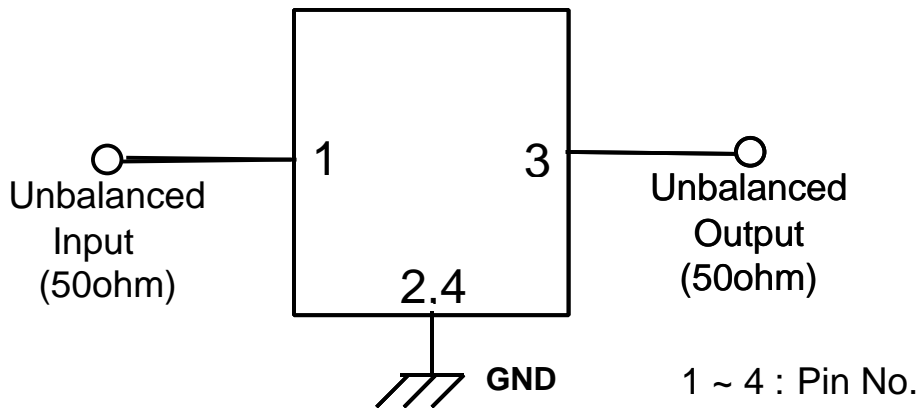
1 to 4 : Pin No.

Unit : mm

● **Pin Configuration**

| Pin No. | Symbol | Function |
|---------|--------|----------|
| 1 | IN | Input |
| 2 | GND | Ground |
| 3 | OUT | Output |
| 4 | GND | Ground |

● **Evaluation Circuit**



1 ~ 4 : Pin No.

| | | | |
|-----------------|------------------------|-------------------------------|--------------|
| Customer Name | Standard Specification | FUJITSU MEDIA DEVICES LIMITED | |
| System | GPS | DATE | May 28, 2002 |
| FMD Part Number | FAR-F6CP-1G5754-D22J | Version 1.0 | Preliminary |

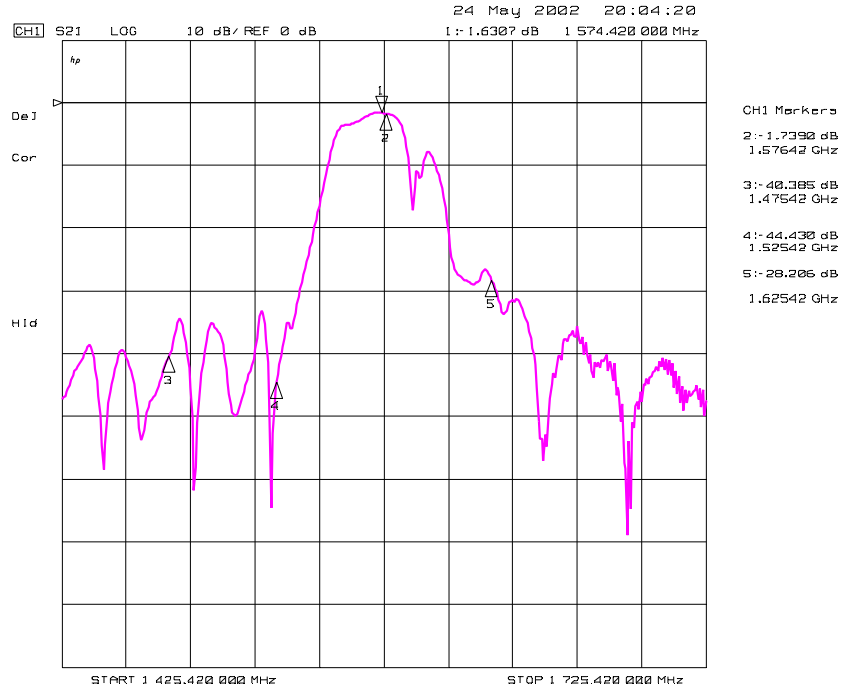


Fig. 1 Pass-band Characteristics

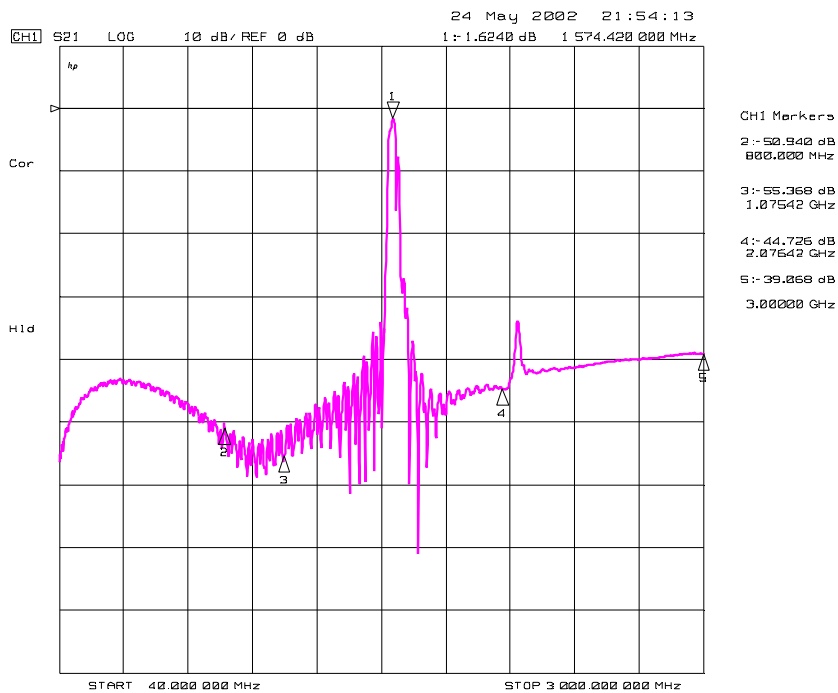


Fig. 2 Wide-band Characteristics

| | | | |
|-----------------|------------------------|-------------------------------|--------------|
| Customer Name | Standard Specification | FUJITSU MEDIA DEVICES LIMITED | |
| System | GPS | DATE | May 28, 2002 |
| FMD Part Number | FAR-F6CP-1G5754-D22J | Version 1.0 | Preliminary |

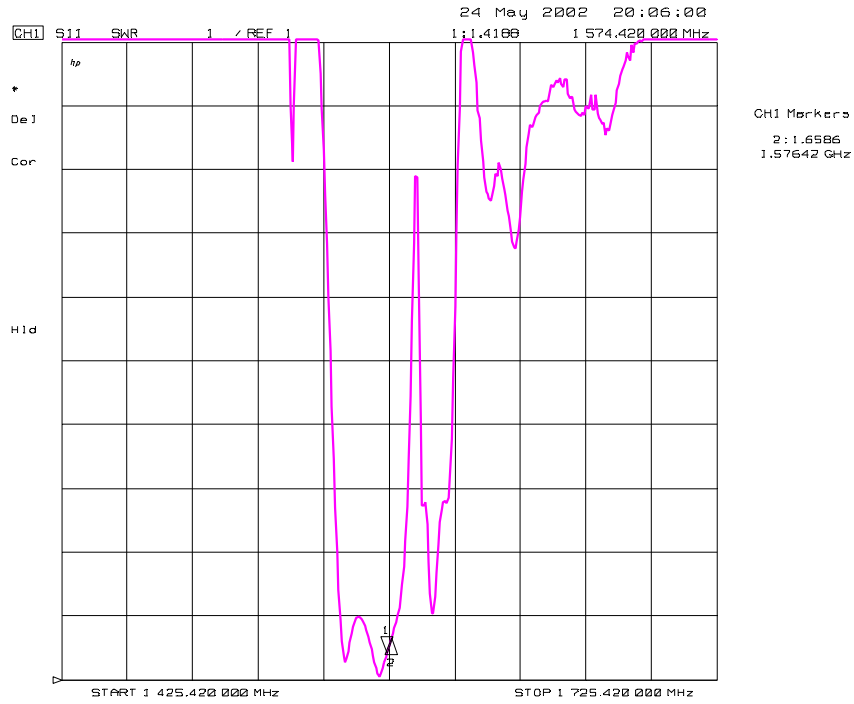


Fig. 3 VSWR (S11)

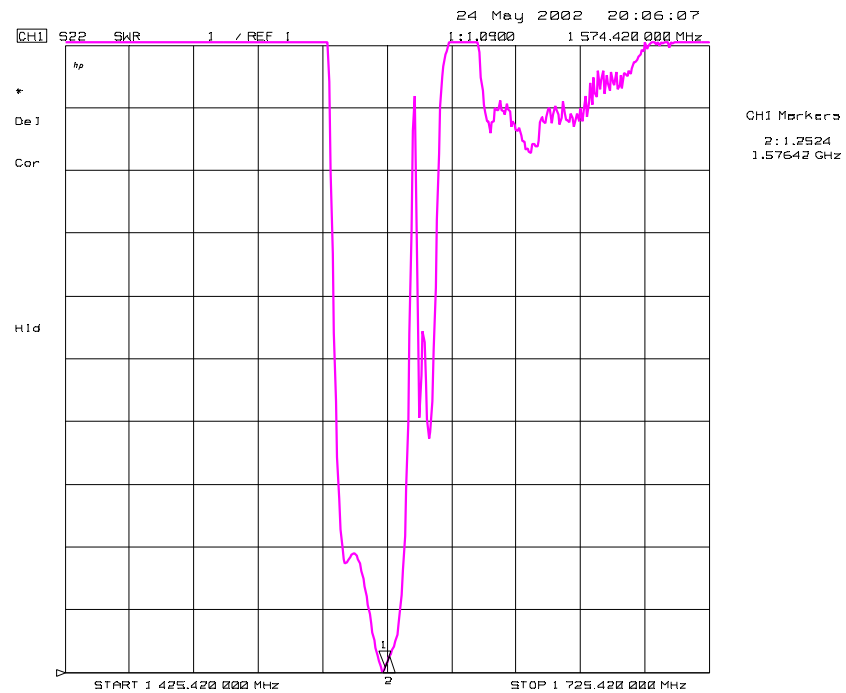


Fig. 4 VSWR (S22)

| | | | |
|-----------------|------------------------|-------------------------------|--------------|
| Customer Name | Standard Specification | FUJITSU MEDIA DEVICES LIMITED | |
| System | GPS | DATE | May 28, 2002 |
| FMD Part Number | FAR-F6CP-1G5754-D22J | Version 1.0 | Preliminary |

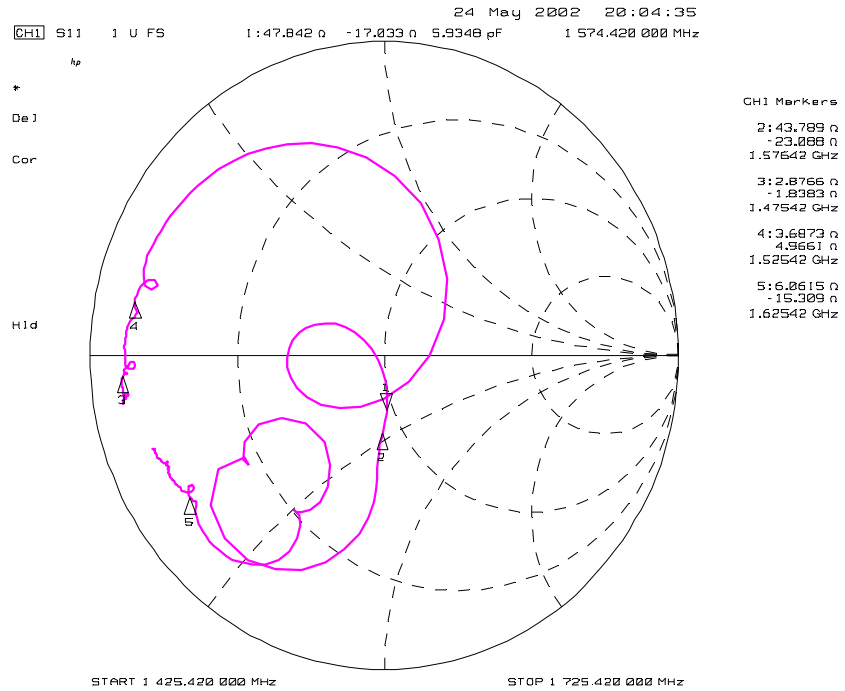


Fig. 5 Impedance (S11)

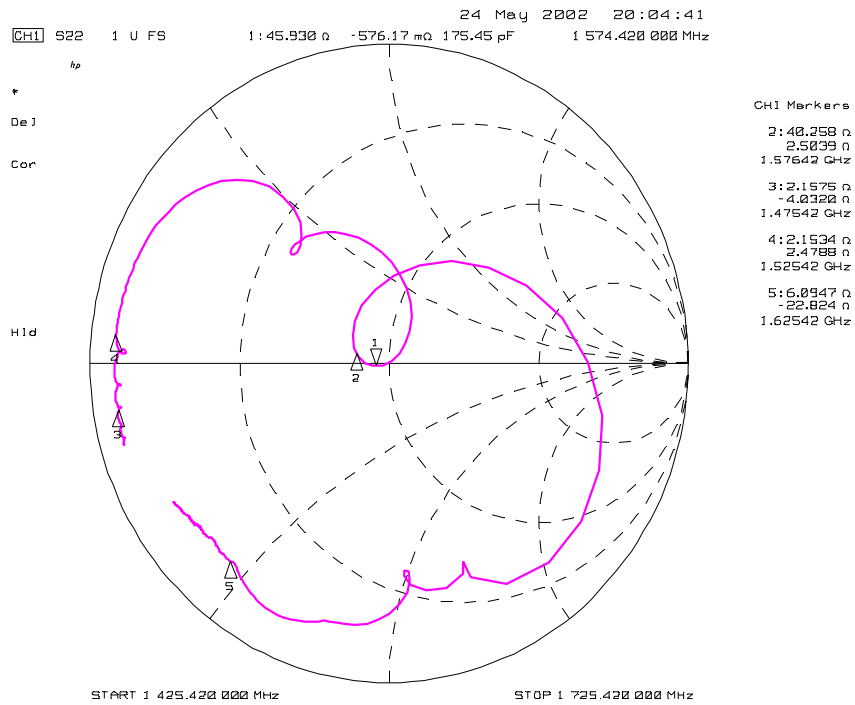


Fig. 6 Impedance (S22)