

Customer Name	STANDARD	FUJITSU MEDIA DEVICES LIMITED	
System	GPS	DATE	March 13, 2002
FMD Part Number	FAR-F6CP-1G5754-L21H	Version 2.0	

Table 1. Electrical specifications

GPS						
Item	Condition (MHz)	Unit	Proposal Specification			Remarks
			Min.	Typ.	Max.	
Pass Band	-	MHz	1574.42~1576.42			
Insertion Loss	1574.42~1576.42	dB	-	1.0	1.5	
Ripple	1574.42~1576.42	dB	-	0.1	0.5	
VSWR	1574.42~1576.42	-	-	1.1	2.0	
Absolute Attenuation	DC~1429	dB	19	21	-	
	1429~1501	dB	21	24	-	
	1501~1526	dB	25	32	-	
	1625~1650	dB	25	32	-	
	1650~2200	dB	21	25	-	
	2200~2500	dB	21	24	-	
I/O Impedance	1574.42~1576.42	ohm	-	50	-	
Input Power	1574.42~1576.42	dBm	-	-	+13	
Temperature Range	Operating	°C	-30	-	+85	
	Storage	°C	-40	-	+100	
Package	-	mm	2.5typ.x2.0typ.x1.0max			

Customer Name	STANDARD	FUJITSU MEDIA DEVICES LIMITED	
System	GPS	DATE	March 13, 2002
FMD Part Number	FAR-F6CP-1G5754-L21H	Version 2.0	

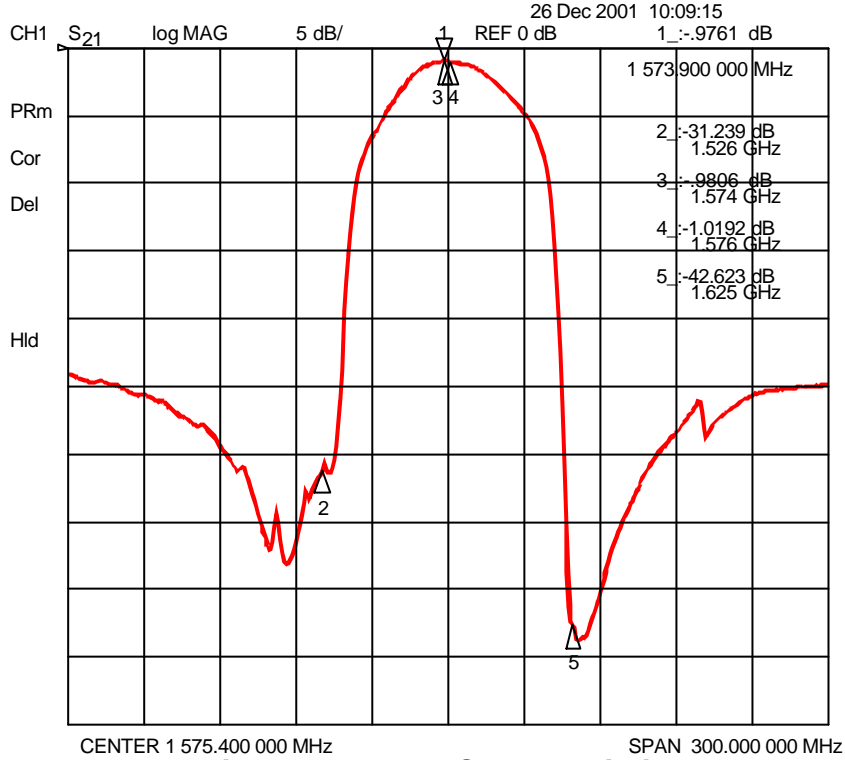


Fig.1 Pass-band Characteristics

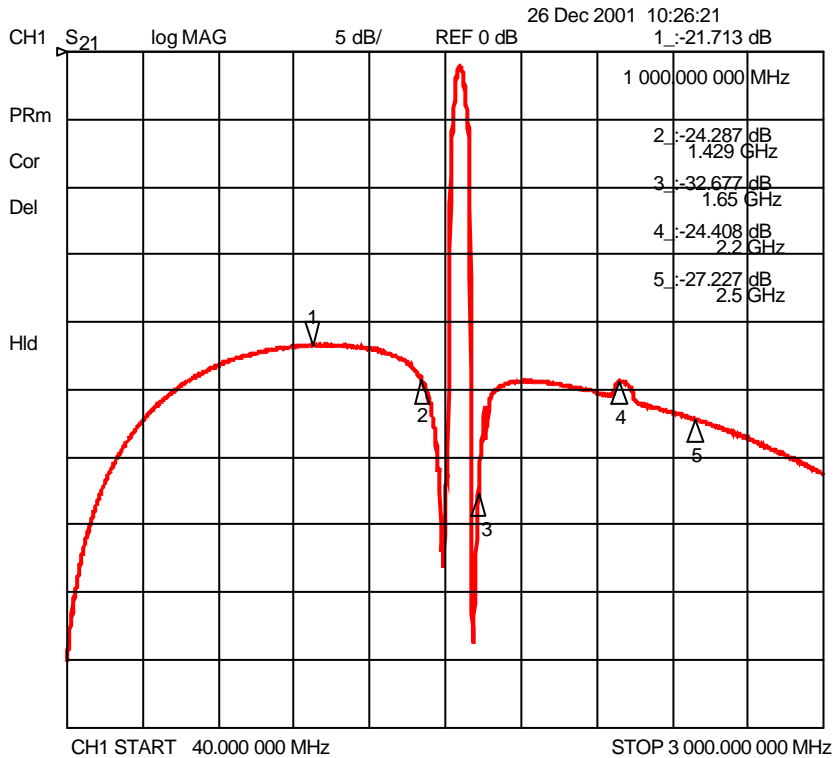


Fig.2 Wide-band Characteristics

Customer Name	STANDARD	FUJITSU MEDIA DEVICES LIMITED	
System	GPS	DATE	March 13, 2002
FMD Part Number	FAR-F6CP-1G5754-L21H	Version 2.0	

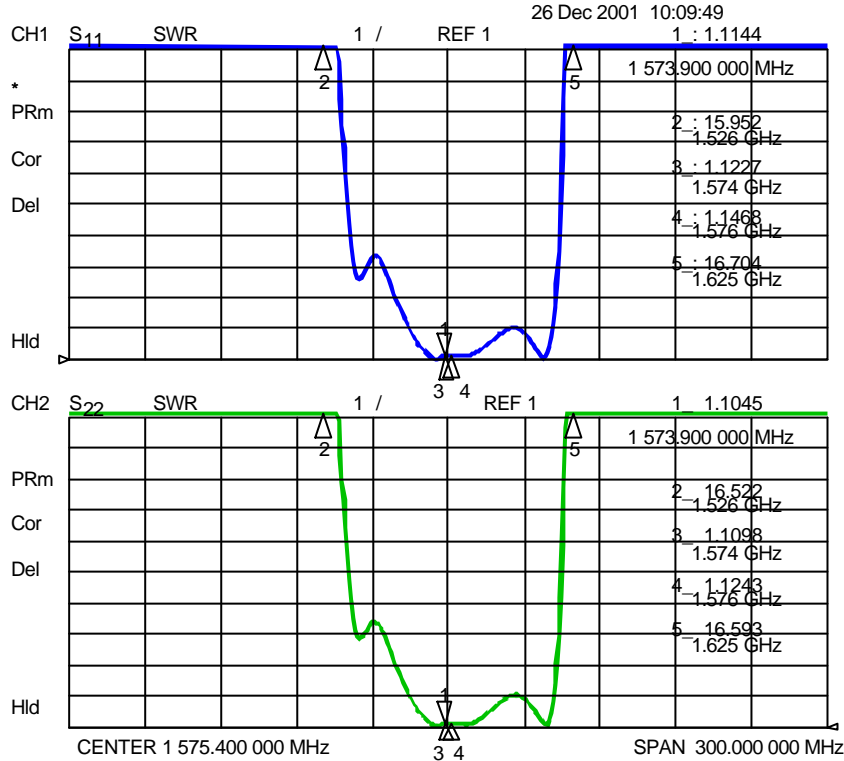


Fig.3 VSWR

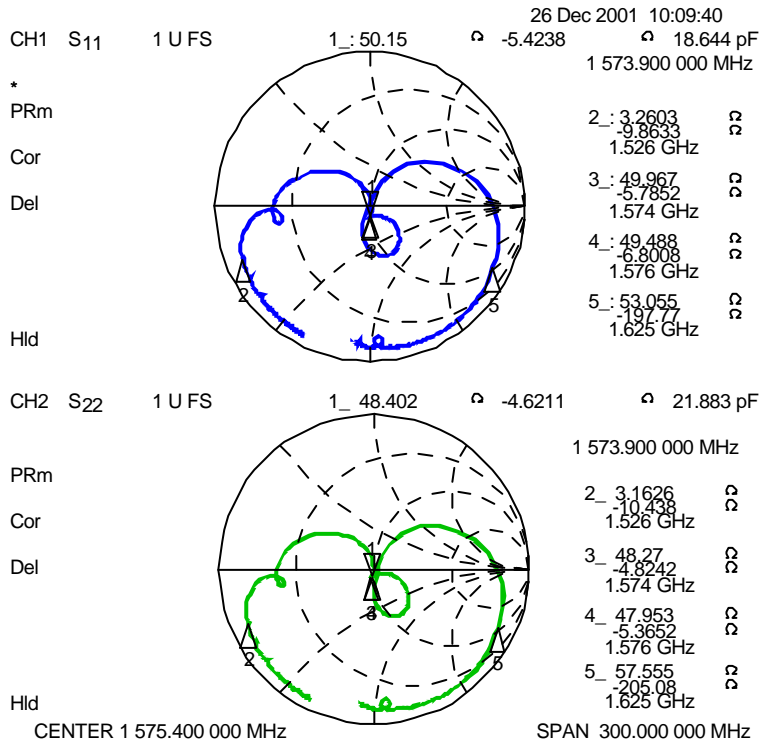


Fig.4 Impeadance