

Customer Name	Standard	FUJITSU MEDIA DEVICES LIMITED	
System	GPS	DATE	June 06, 2001
FMD Part Number	FAR-F6CP-1G5754-L21K (Ladder 2520 type.)	Version 2.1	Preliminary
Customer Number		Reference No.	

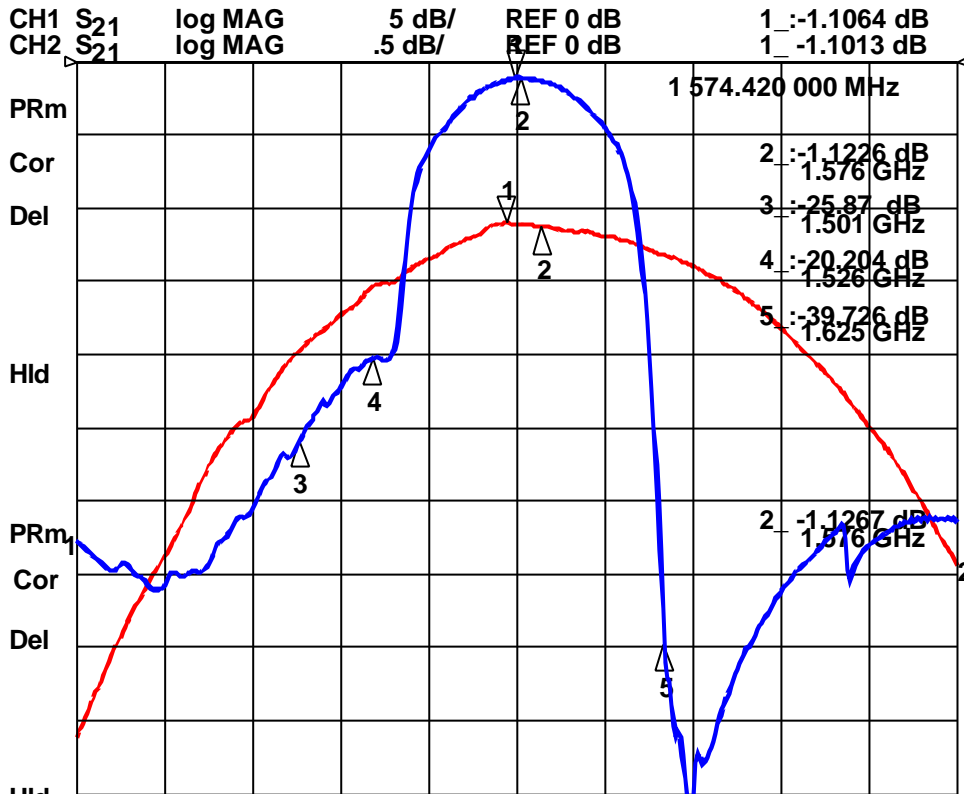
Table 1. Electrical specifications

GPS						
Item	Condition (MHz)	Unit	Proposal Specification			Remarks
			Min.	Typ.	Max.	
Pass Band	-	MHz	1574.42 ~ 1576.42			
Insertion Loss	1574.42 ~ 1576.42	dB	-	1.1	1.5	
Ripple	1574.42 ~ 1576.42	dB	-	0.1	0.5	
VSWR	1574.42 ~ 1576.42	-	-	1.4	2.0	
Attenuation (Absolute)	DC ~ 1000	dB	20	23	-	
	1000 ~ 1429	dB	20	23	-	
	1429 ~ 1501	dB	23	25	-	
	1501 ~ 1526	dB	15	20	-	
	1625 ~ 1700	dB	20	31	-	
	1700 ~ 2200	dB	25	31	-	
	2200 ~ 2500	dB	25	27	-	
Input Power	1574.42 ~ 1576.42	dBm	-	-	13	
I/O Impedance	1574.42 ~ 1576.42	Ω	50			
Temp. range	Operating	°C	-30 to +85			
	Storage	°C	-40 to +100			Component only
Package	-	mm	2.5typ.x 2.0typ.x 1.0max.			

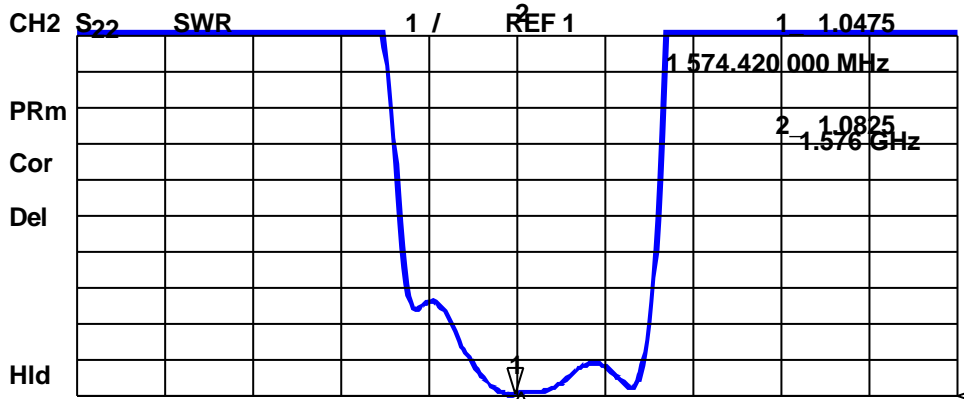
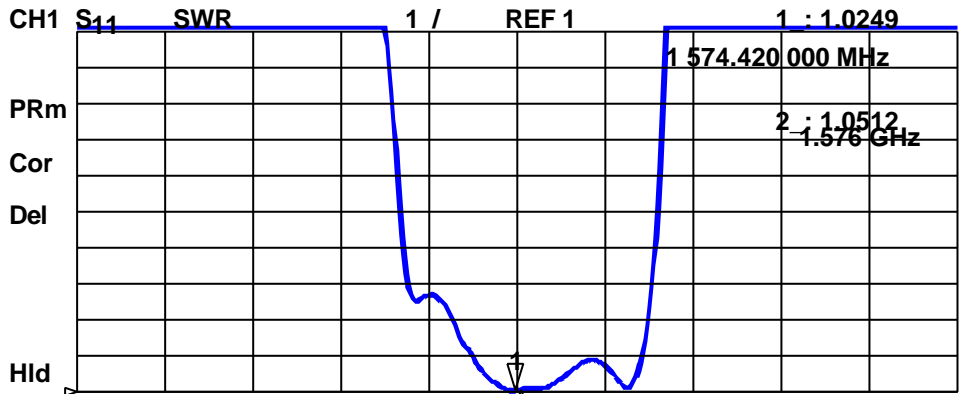
GPS Ladder 2520 type. P/N: FAR-F6CP-1G5754-L21K Version 2.1

June 06, 2001

Preliminary



CH1 CENTER 1 575.000 000 MHz SPAN 300.000 000 MHz
CH2 CENTER 1 575.000 000 MHz SPAN 50.000 000 MHz



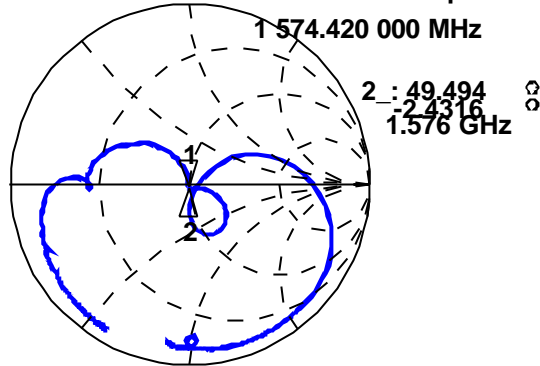
CENTER 1 575.000 000 MHz SPAN 300.000 000 MHz

Figure-1

GPS Ladder 2520 type. P/N: FAR-F6CP-1G5754-L21K Version 2.1

CH1 S₁₁ 1 U FS 1_ 49.332 ∠ -1.0078 ∠ 100.3 pF

PRm
Cor
Del

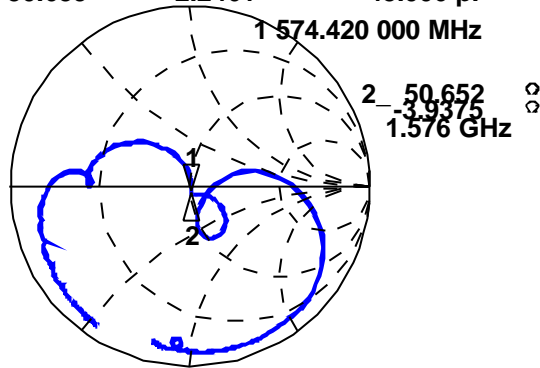


June 06, 2001

Preliminary

CH2 S₂₂ 1 U FS 1_ 50.639 ∠ -2.2461 ∠ 45.006 pF

PRm
Cor
Del



Hld

CENTER 1 575.000 000 MHz SPAN 300.000 000 MHz
CH1 S₂₁ log MAG 5 dB/ REF 0 dB 1_ -1.1101 dB

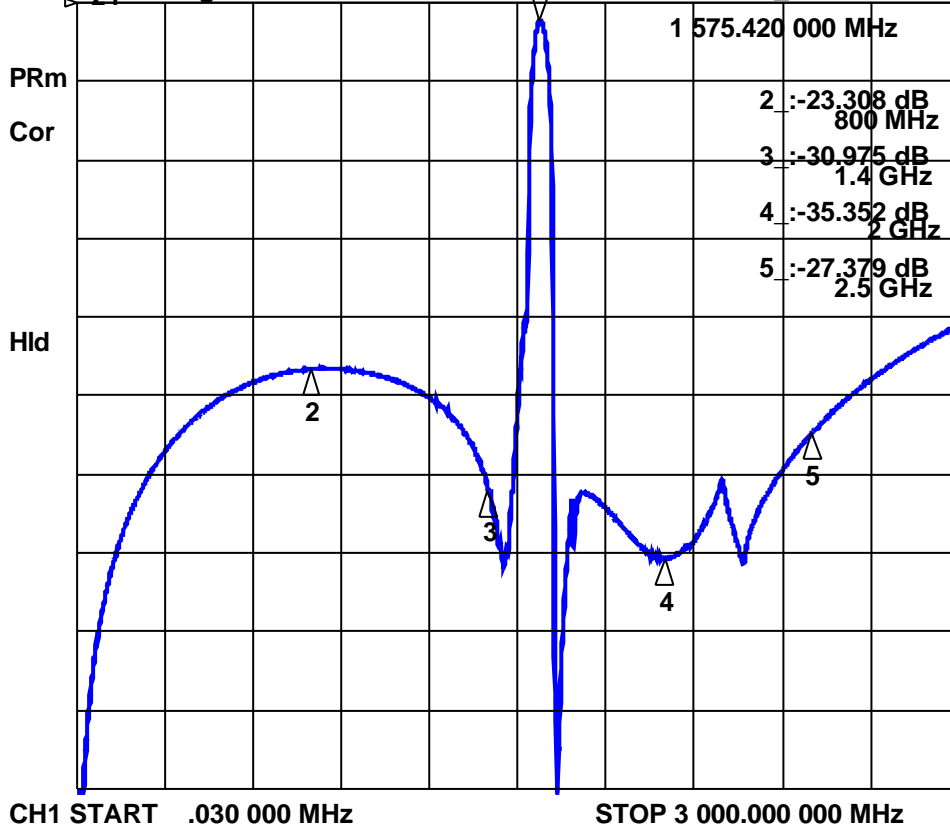


Figure-2