

Customer Name	Standard specification	FUJITSU MEDIA DEVICES LIMITED	
System	DCS-Rx (50/150ohm)	DATE	Oct. 24, 2005
FMD Part Number	FAR-F6KB-1G8425-B4GA	Version 8.1h	

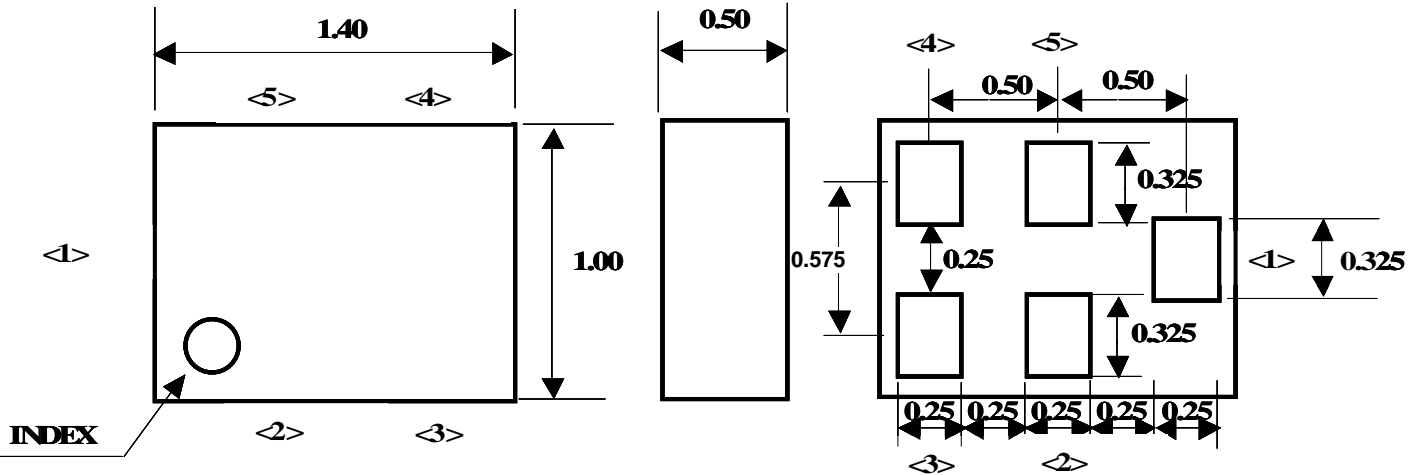
Table 1. Electrical specifications

Passband: 1805 ~ 1880 MHz						
Item	Condition	Specification			Unit	Remarks
		Min.	Typ.	Max.		
Insertion Loss	1805~1880 MHz	-	1.5	2.2	dB	+25+/-2°C
		-	-	2.8	dB	
Ripple	1805~1880 MHz	-	0.4	1.8	dB	
Absolute attenuation	DC~1300 MHz	40	48	-	dB	
	1300~1705 MHz	28	37	-	dB	
	1705~1785 MHz	12	14	-	dB	+25+/-2°C
		10	-	-	dB	
	1920~1980 MHz	16	19	-	dB	
	1980~3000 MHz	20	22	-	dB	
	3000~5000 MHz	35	45	-	dB	
5000~6000 MHz	32	40	-	dB		
VSWR (Input)	1805~1880 MHz	-	1.8	2.5	-	
VSWR (Output)	1805~1880 MHz	-	1.7	2.4	-	
Amplitude Balance S21 / S31	1805~1880 MHz	-1.4	-0.5/+0.5	+1.4	dB	
Phase Balance ($\phi_{S21}-\phi_{S31}$)-180	1805~1880 MHz	-11	-6/+2	+11	deg.	
Input Impedance	Unbalanced	50			ohm	
Output Impedance	Balance	150//12nH			ohm	
Operating Temperature		-30 ~ +85			°C	
Device size		1.4typ.x1.0typ.x0.5max.			mm	

Customer Name	Standard specification	FUJITSU MEDIA DEVICES LIMITED	
System	DCS-Rx (50/150ohm)	DATE	Oct. 24, 2005
FMD Part Number	FAR-F6KB-1G8425-B4GA	Version 8.1h	

Dimension

Device size: 1.4typ. x 1.0typ. x 0.5max.

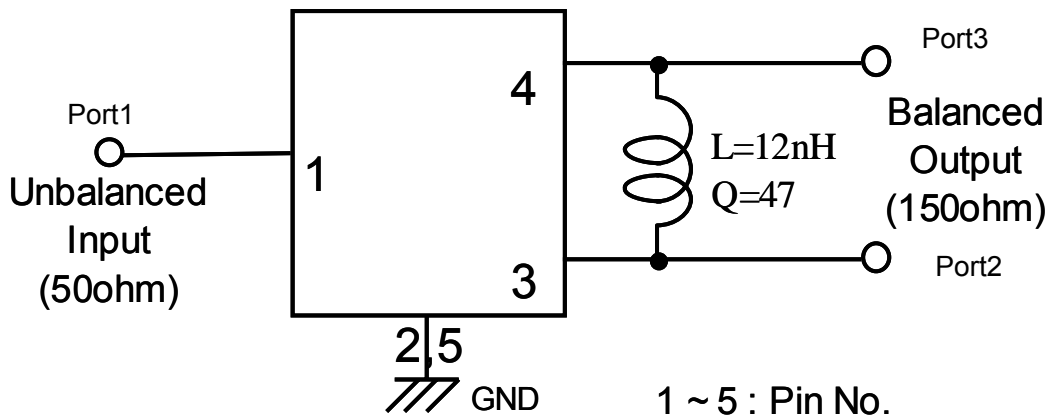


Unit: mm

Pin Configuration

Pin No.	Symbol	Function
1	IN	Unbalanced pin
2	GND	Ground
3	OUT	Balanced pin
4	OUT	Balanced pin
5	GND	Ground

Evaluation Circuit



1 ~ 5 : Pin No.

Customer Name	Standard specification	FUJITSU MEDIA DEVICES LIMITED	
System	DCS-Rx (50/150ohm)	DATE	Oct. 24, 2005
FMD Part Number	FAR-F6KB-1G8425-B4GA	Version 8.1h	

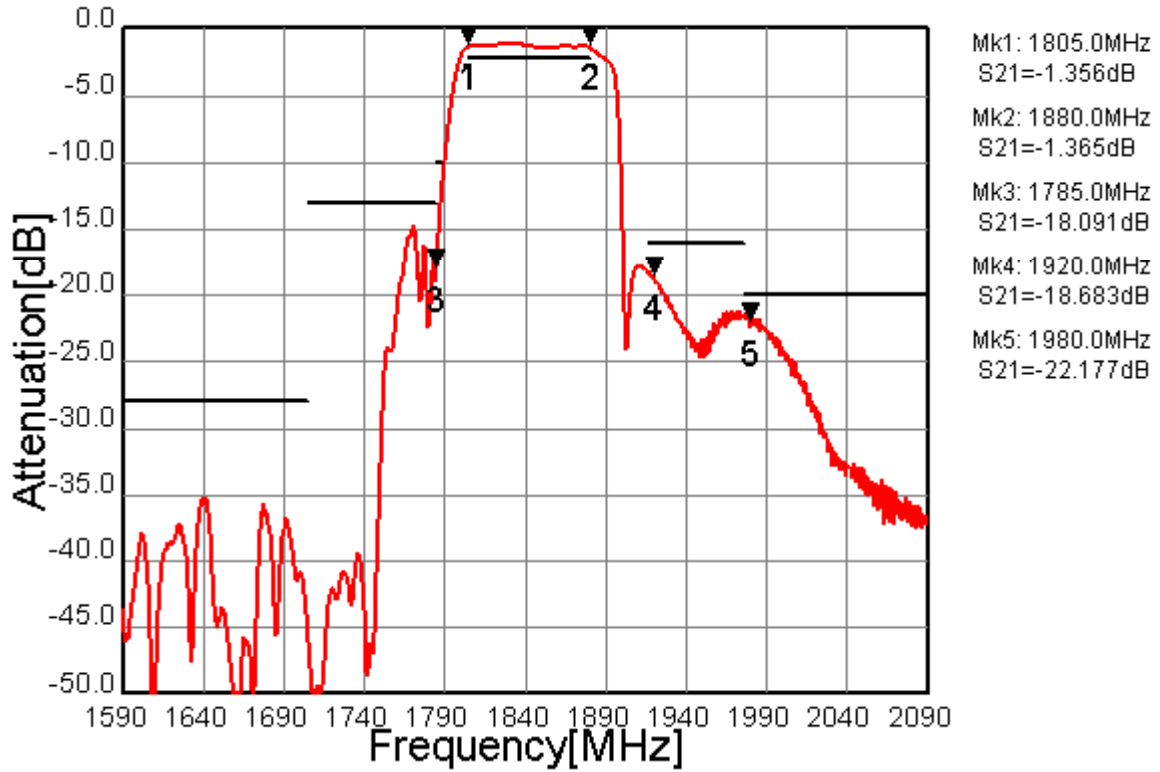


Fig.1 Pass-band Characteristic

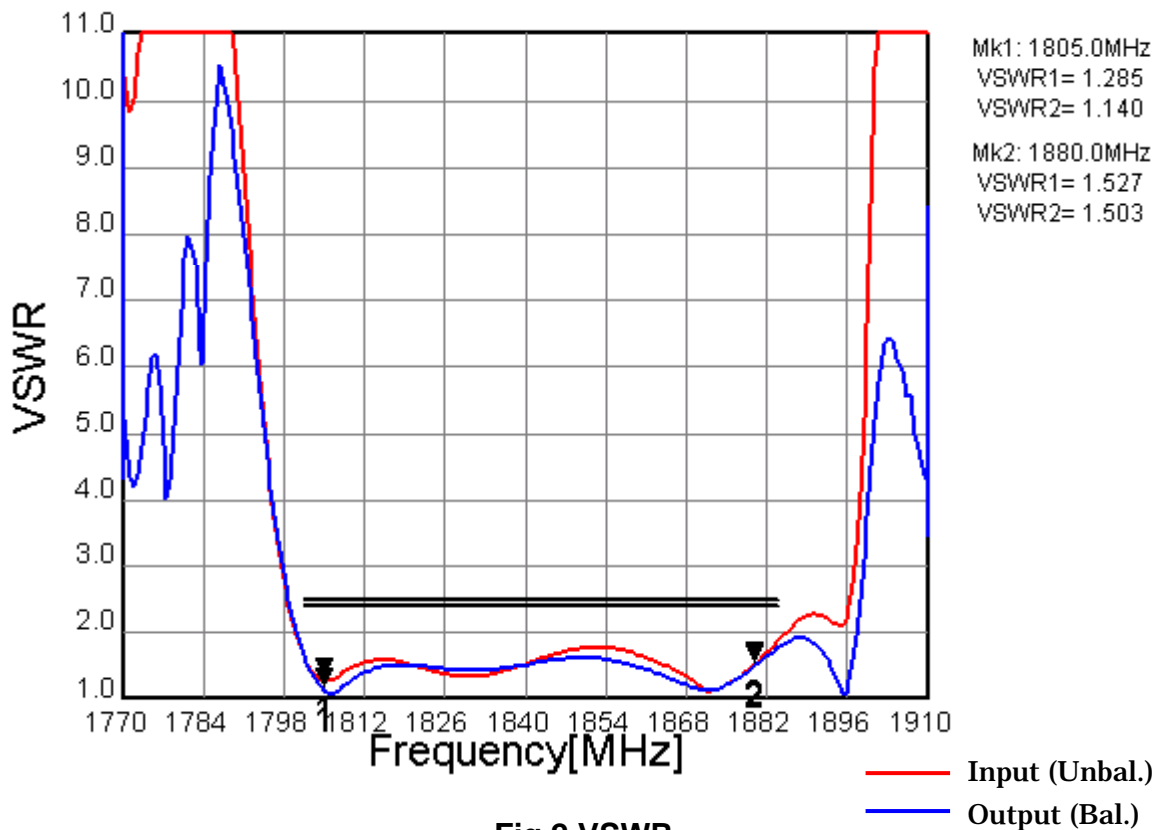


Fig.2 VSWR

Customer Name	Standard specification	FUJITSU MEDIA DEVICES LIMITED	
System	DCS-Rx (50/150ohm)	DATE	Oct. 24, 2005
FMD Part Number	FAR-F6KB-1G8425-B4GA	Version 8.1h	

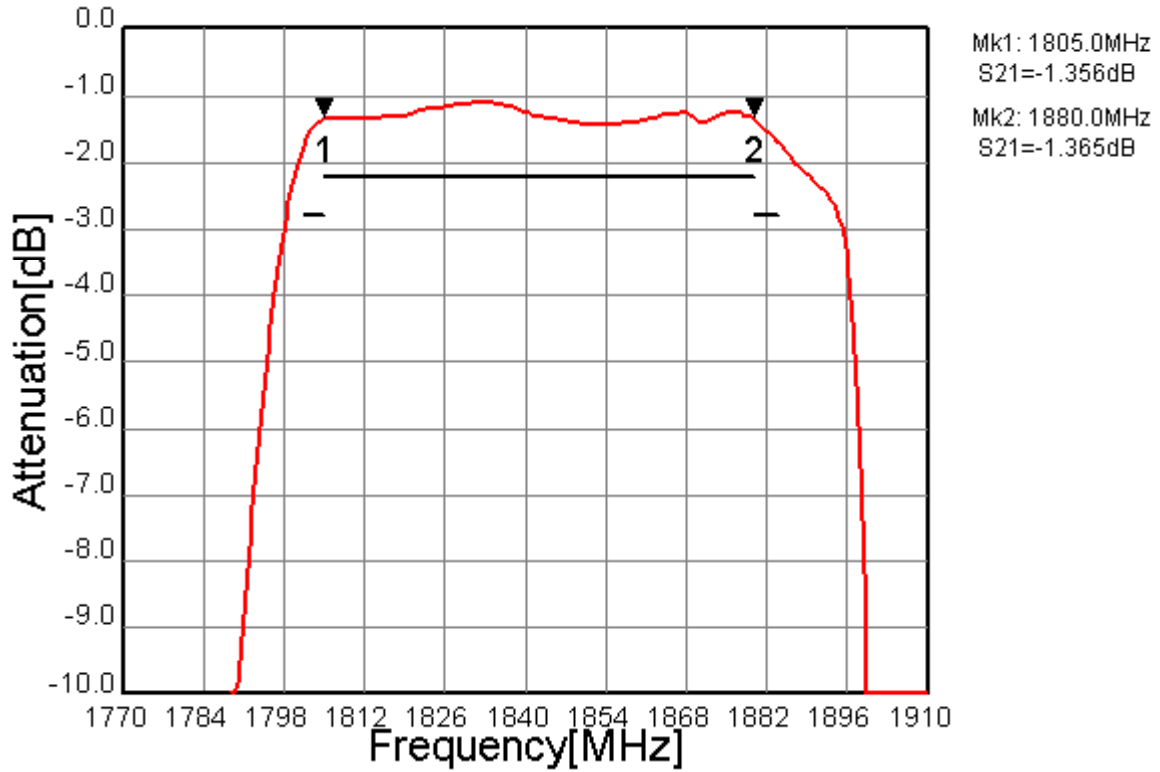


Fig.3 In-band Characteristic

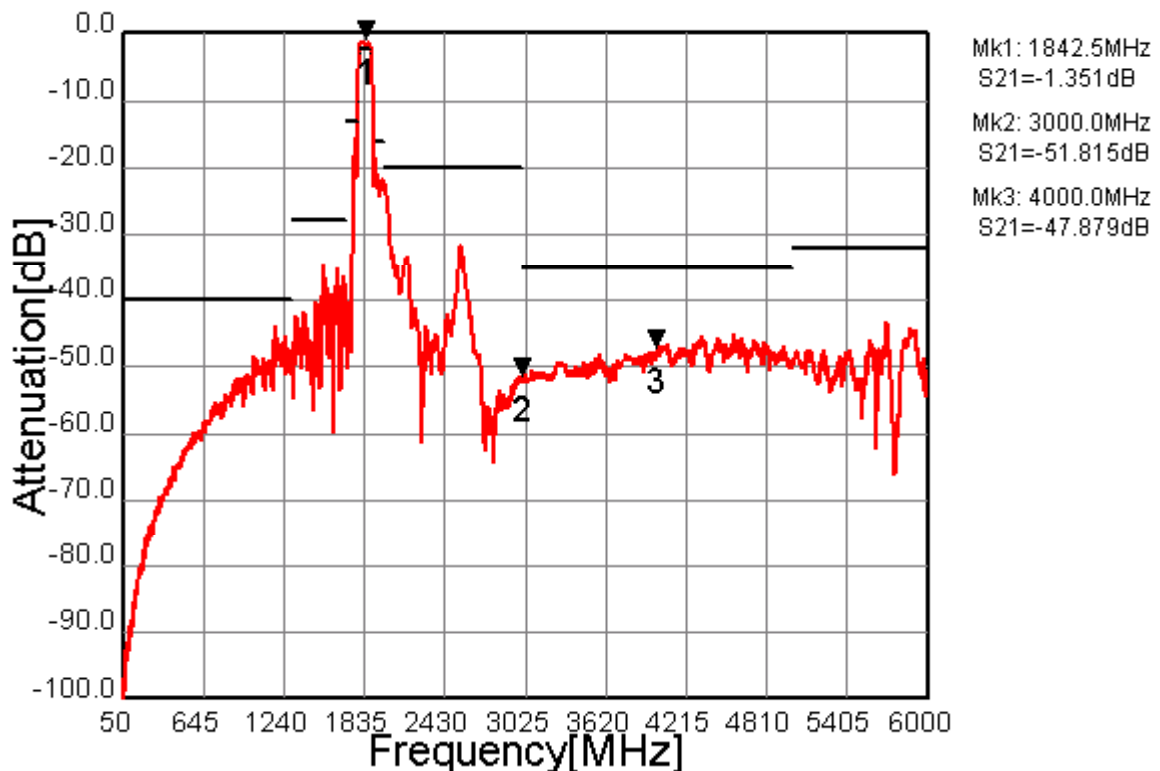


Fig.4 Wide-band Characteristic

Customer Name	Standard specification	FUJITSU MEDIA DEVICES LIMITED	
System	DCS-Rx (50/150ohm)	DATE	Oct. 24, 2005
FMD Part Number	FAR-F6KB-1G8425-B4GA	Version 8.1h	

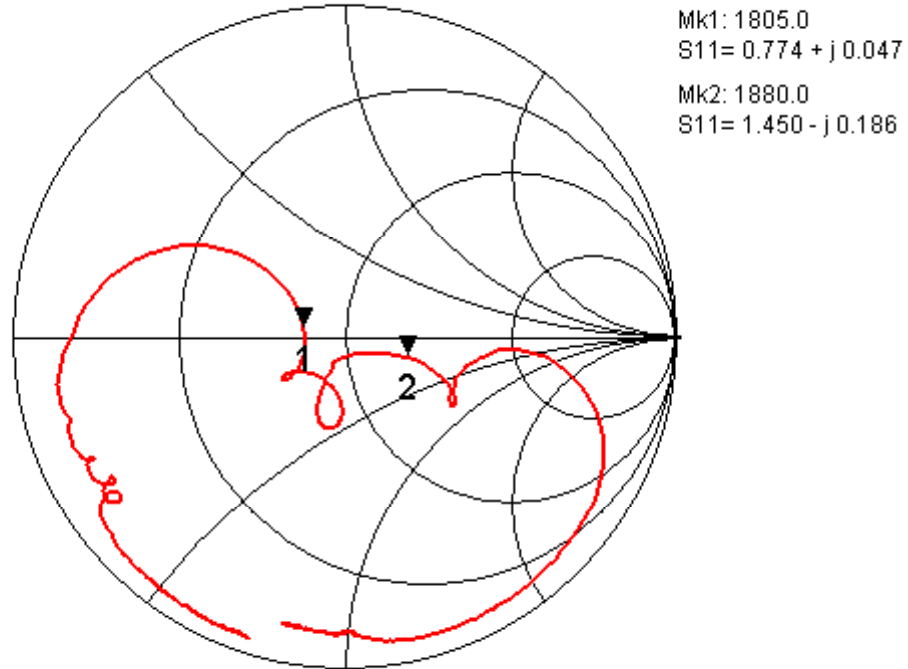


Fig.5 Input Impedance (Unbalance)

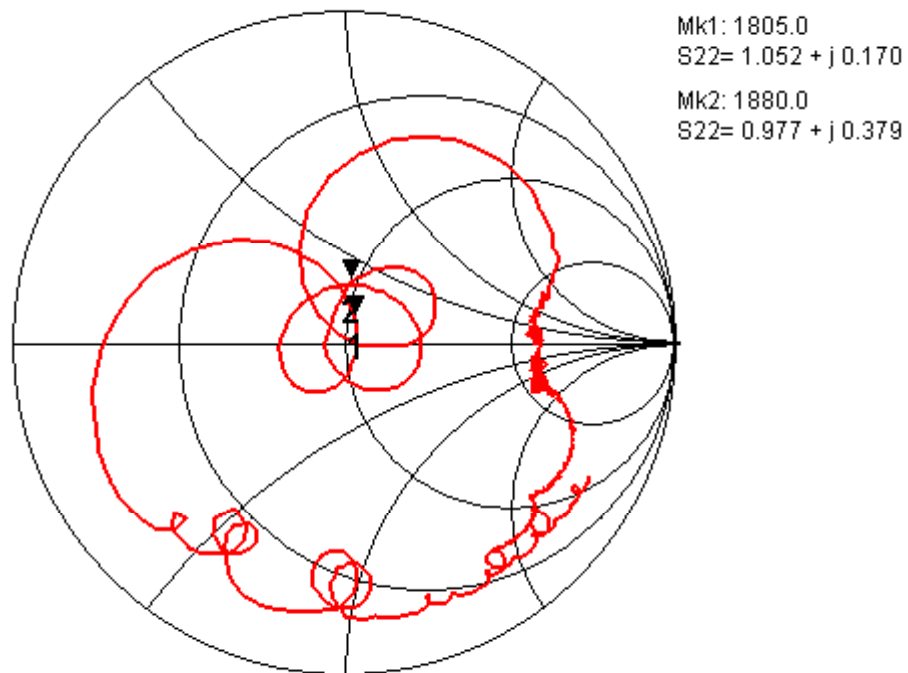


Fig.6 Output Impedance (Balance)

Customer Name	Standard specification	FUJITSU MEDIA DEVICES LIMITED	
System	DCS-Rx (50/150ohm)	DATE	Oct. 24, 2005
FMD Part Number	FAR-F6KB-1G8425-B4GA	Version 8.1h	

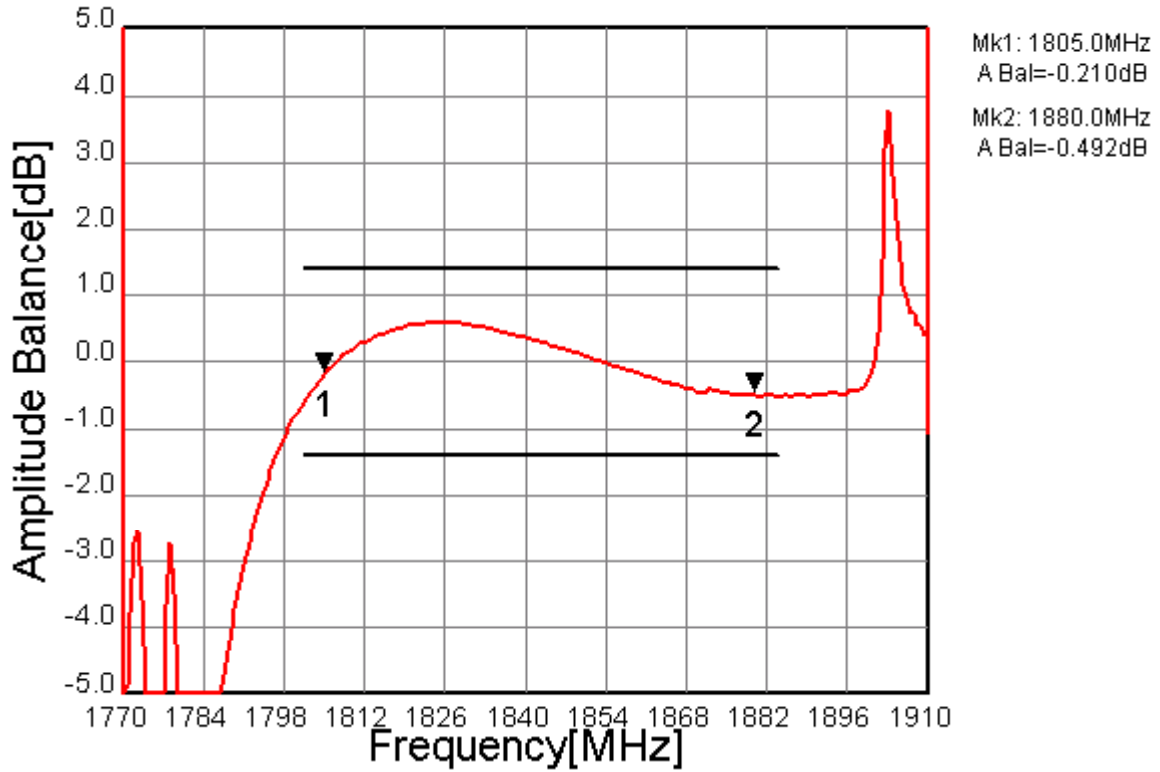


Fig.7 Amplitude Balance

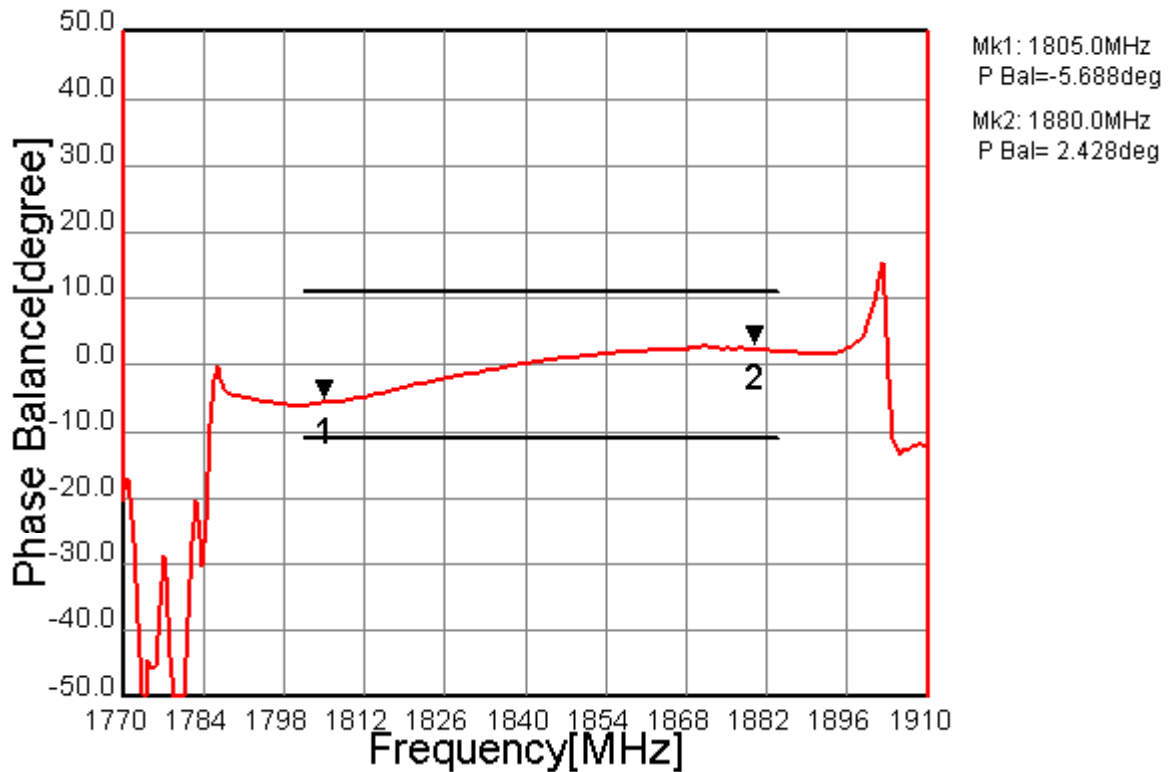


Fig.8 Phase Balance