

Customer Name	Standard specification	FUJITSU MEDIA DEVICES LIMITED	
System	PCS-Rx (50/150)	DATE	Sep. 03, 2007
FMD Part Number	FAR-F6KB-1G9600-B4GB	Version 3.1c	

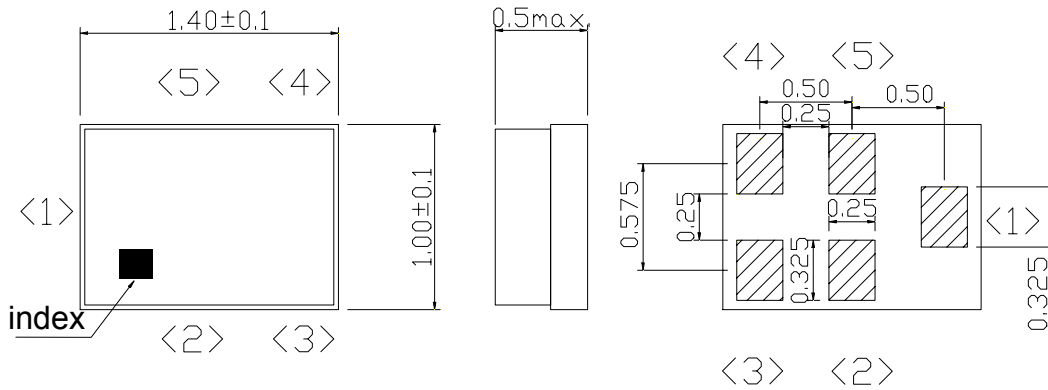
Table 1. Electrical specifications

Passband: 1930 ~ 1990 MHz						
Item	Condition	Specification			Unit	Remarks
		Min.	Typ.	Max.		
Insertion Loss	1930~1990 MHz	-	1.6	2.5	dB	+25+/-2°C
		-	-	2.7	dB	
Ripple	1930~1990 MHz	-	0.5	1.7	dB	
Absolute attenuation	DC~1830 MHz	30	40	-	dB	
	1830~1910 MHz	15	18	-	dB	+25+/-2°C
		10	-	-	dB	
	2010~2070 MHz	15	18	-	dB	+25+/-2°C
		10	-	-	dB	
	2070~2150 MHz	22	26	-	dB	
2150~3000 MHz	30	36	-	dB		
3000~6000 MHz	30	43	-	dB		
VSWR (Input)	1930~1990 MHz	-	1.7	2.2	-	
VSWR (Output)	1930~1990 MHz	-	1.8	2.2	-	
Amplitude Balance S21 / S31	1930~1990 MHz	-1.5	-0.8/+1.0	+1.5	dB	
Phase Balance (Φ S21- Φ S31)-180	1930~1990 MHz	-12	-1/+4	+12	deg.	
Input Impedance	Unbalanced	50			Ohm	
Output Impedance	Balance	150//15nH			Ohm	
Operating Temperature		-30 ~ +85			°C	
Device size		1.4typ.x1.0typ.x0.56typ			mm	

Customer Name	Standard specification	FUJITSU MEDIA DEVICES LIMITED	
System	PCS-Rx (50/150)	DATE	Sep. 03, 2007
FMD Part Number	FAR-F6KB-1G9600-B4GB	Version 3.1c	

Dimension

Device size: 1.4typ. x 1.0typ. x 0.5max

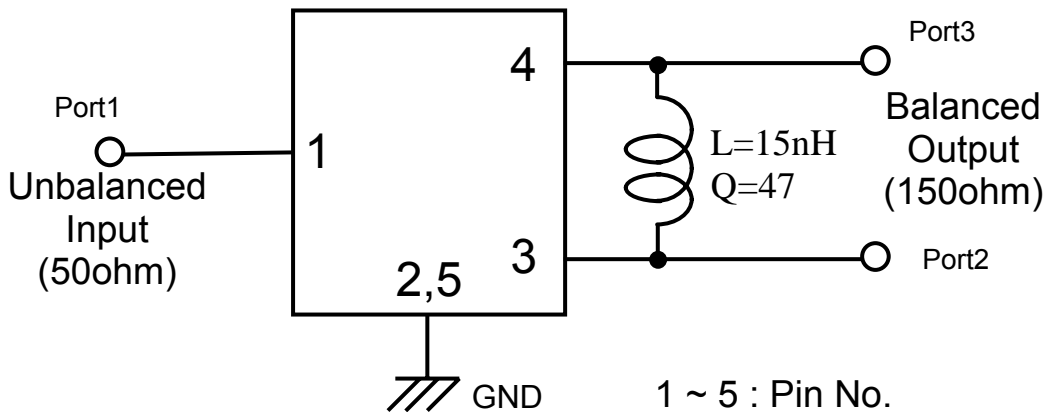


Unit: mm

Pin Configuration

Pin No.	Symbol	Function
1	IN	Unbalanced pin
2	GND	Ground
3	OUT	Balanced pin
4	OUT	Balanced pin
5	GND	Ground

Evaluation Circuit



Customer Name	Standard specification	FUJITSU MEDIA DEVICES LIMITED	
System	PCS-Rx (50/150)	DATE	Sep. 03, 2007
FMD Part Number	FAR-F6KB-1G9600-B4GB	Version 3.1c	

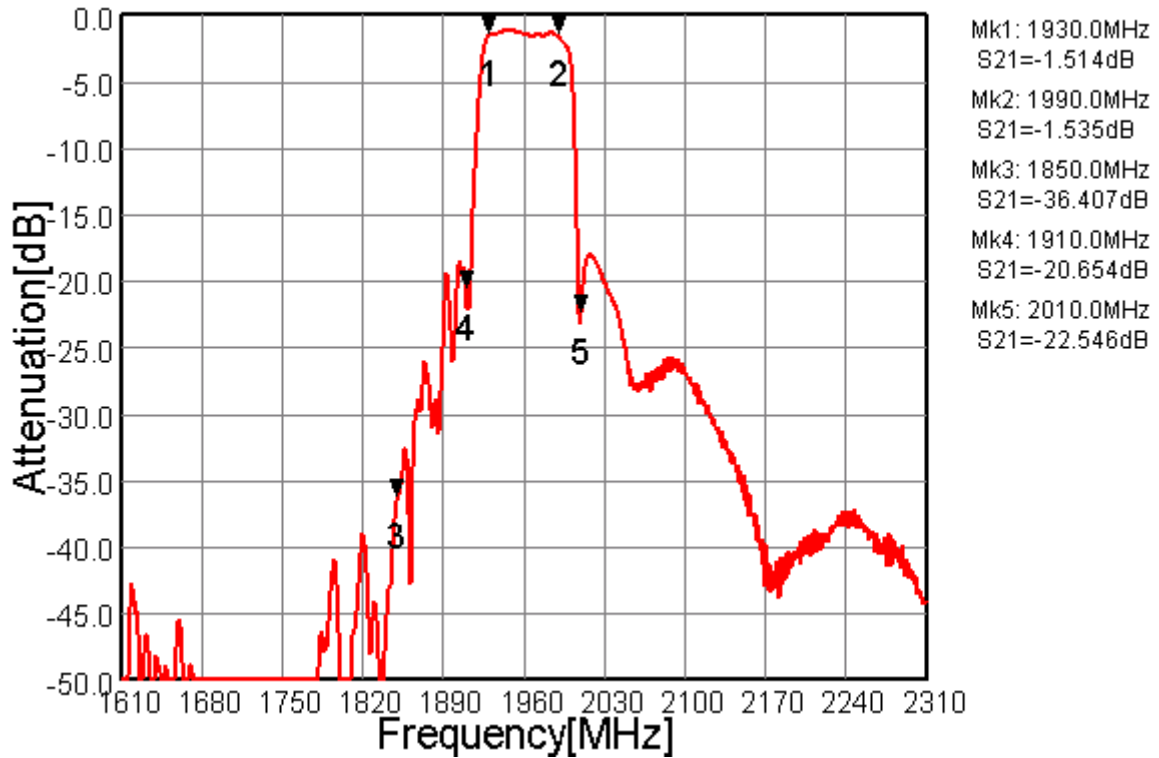


Fig.1 Pass-band Characteristics

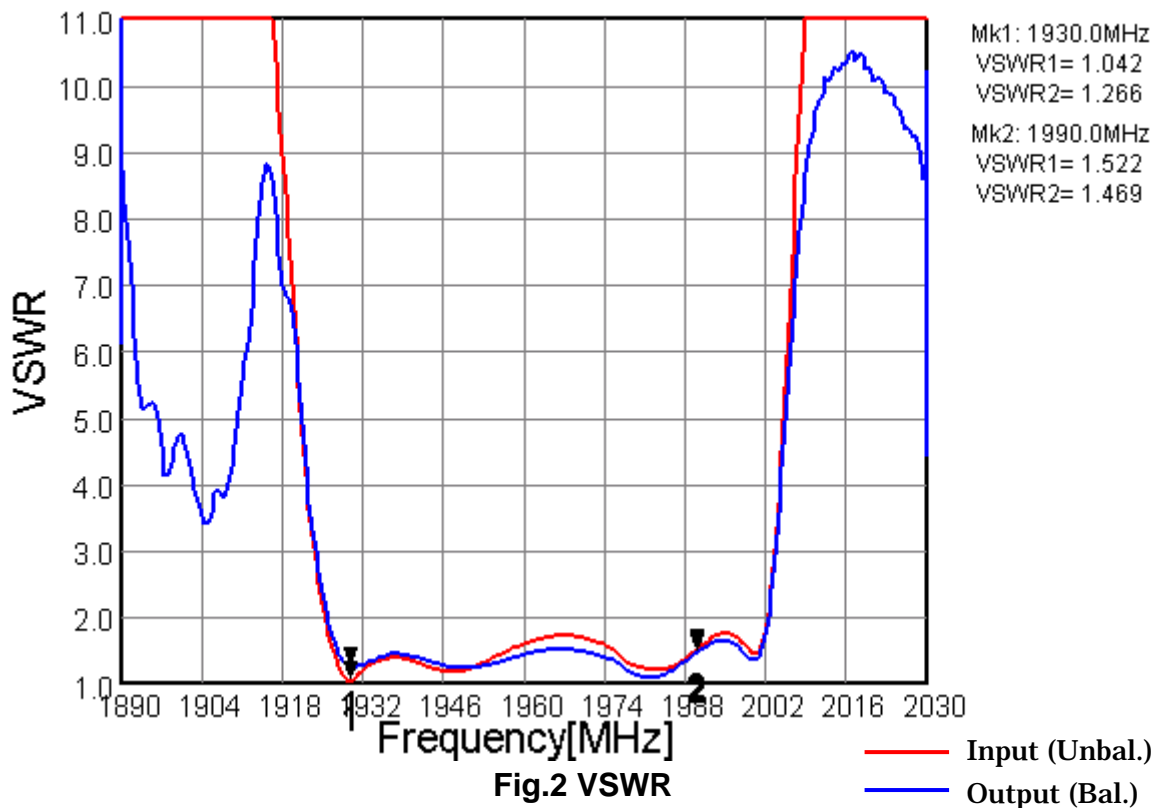


Fig.2 VSWR

Customer Name	Standard specification	FUJITSU MEDIA DEVICES LIMITED	
System	PCS-Rx (50/150)	DATE	Sep. 03, 2007
FMD Part Number	FAR-F6KB-1G9600-B4GB	Version 3.1c	

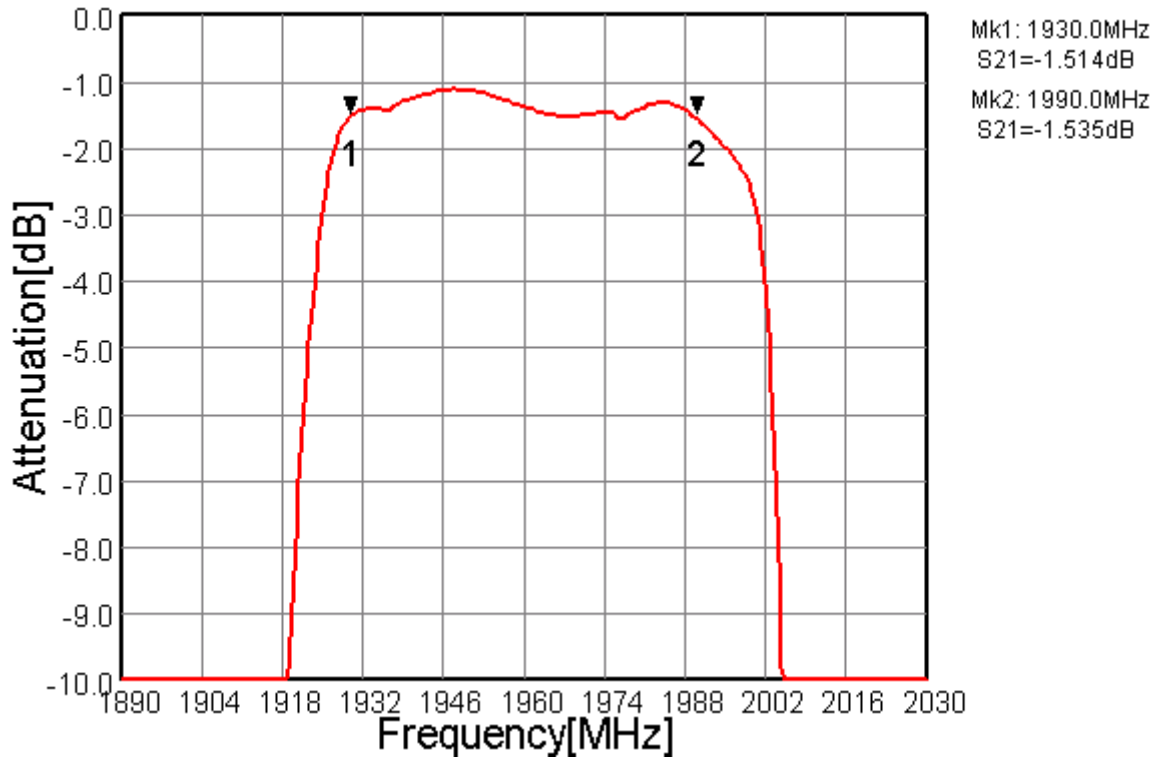


Fig.3 In-band Characteristics

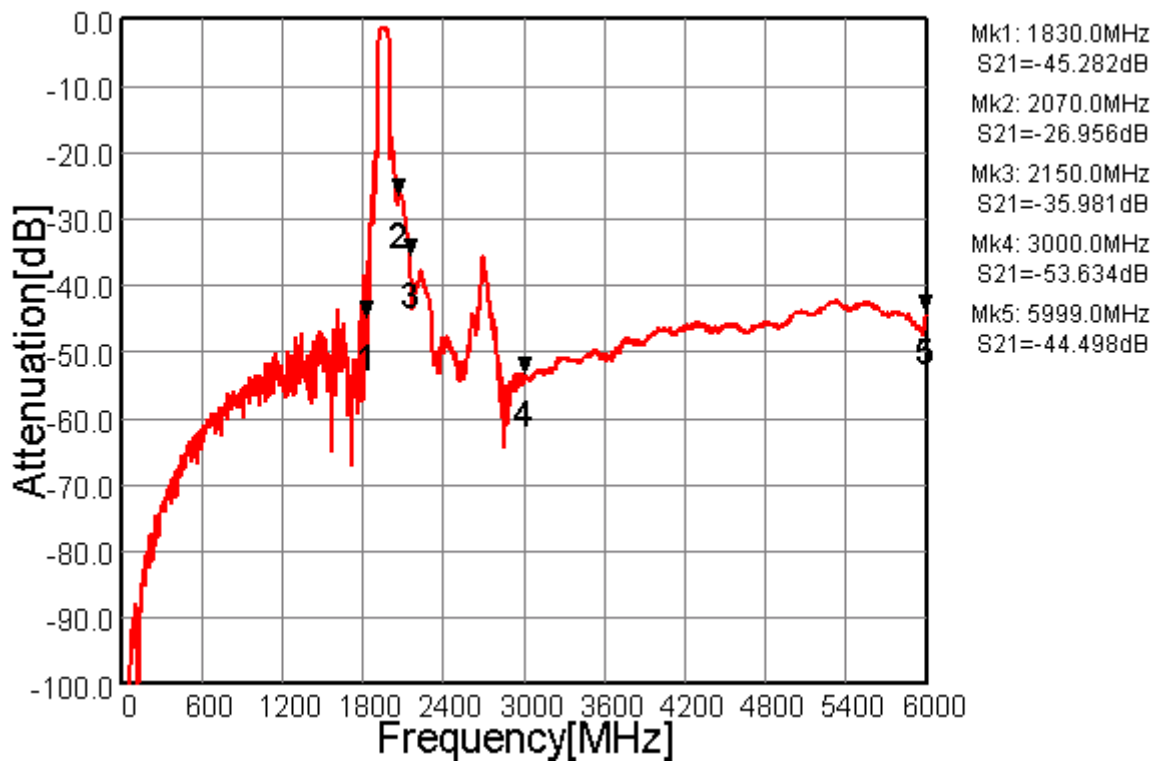


Fig.4 Wide-band Characteristics

Customer Name	Standard specification	FUJITSU MEDIA DEVICES LIMITED	
System	PCS-Rx (50/150)	DATE	Sep. 03, 2007
FMD Part Number	FAR-F6KB-1G9600-B4GB	Version 3.1c	

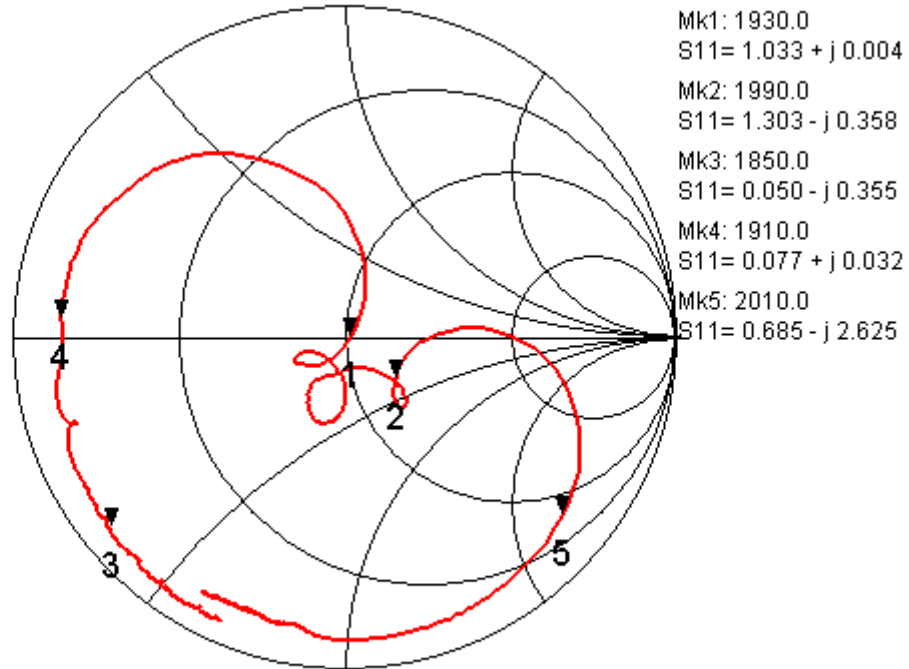


Fig.5 Input Impedance (Unbalance)

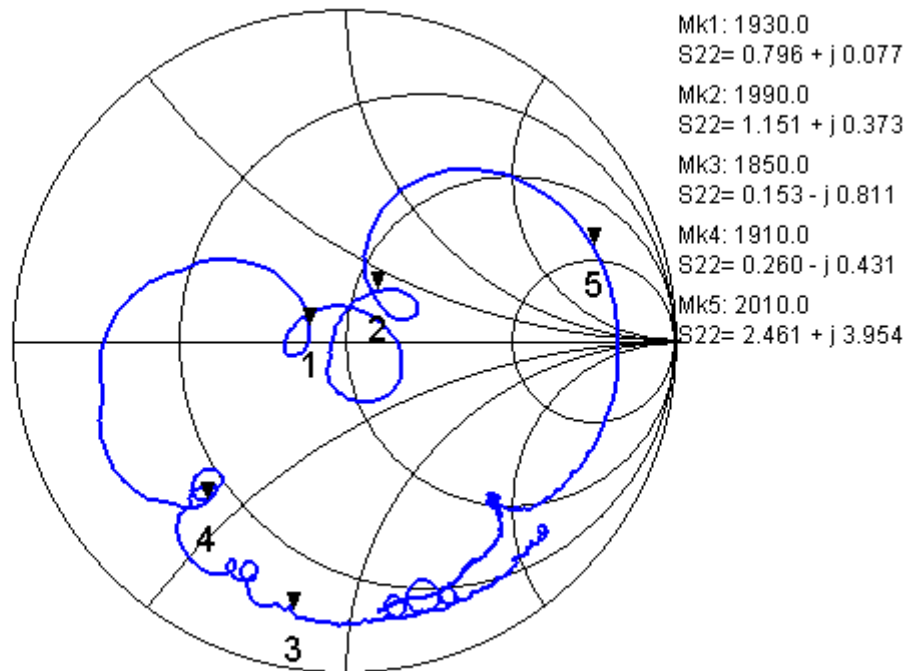


Fig.6 Output Impedance (Balance)

Customer Name	Standard specification	FUJITSU MEDIA DEVICES LIMITED	
System	PCS-Rx (50/150)	DATE	Sep. 03, 2007
FMD Part Number	FAR-F6KB-1G9600-B4GB	Version 3.1c	

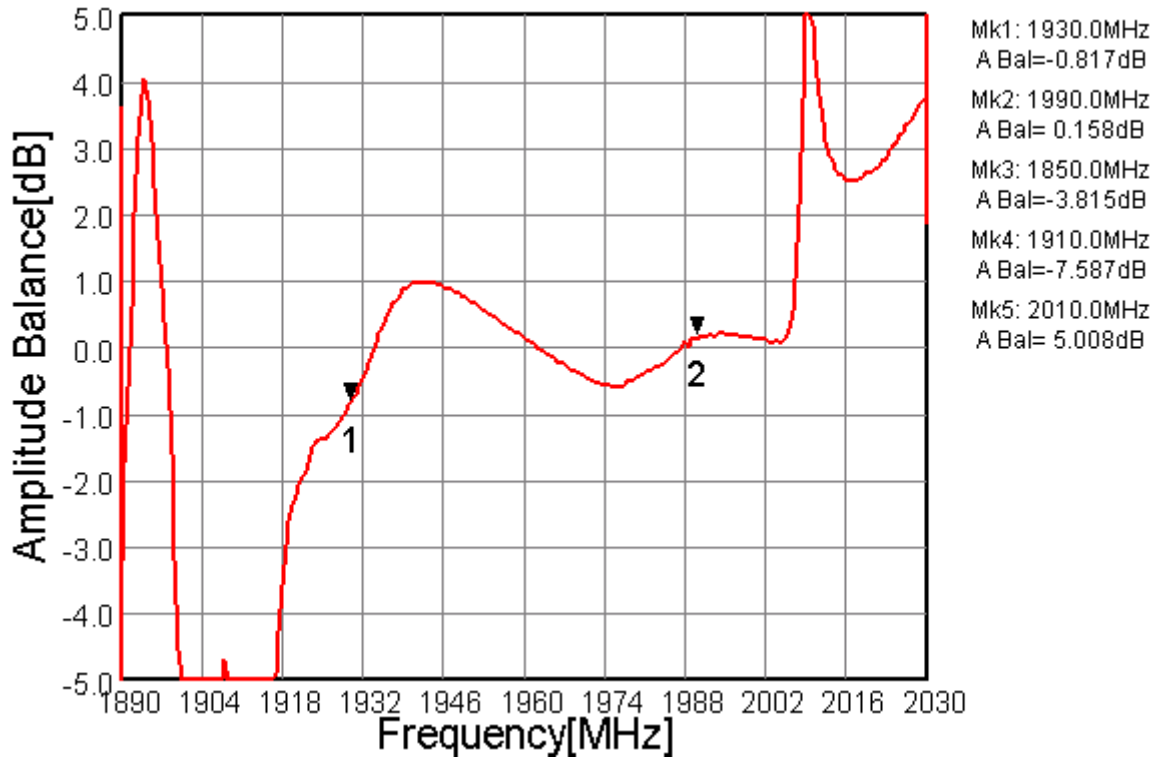


Fig.7 Amplitude Balance

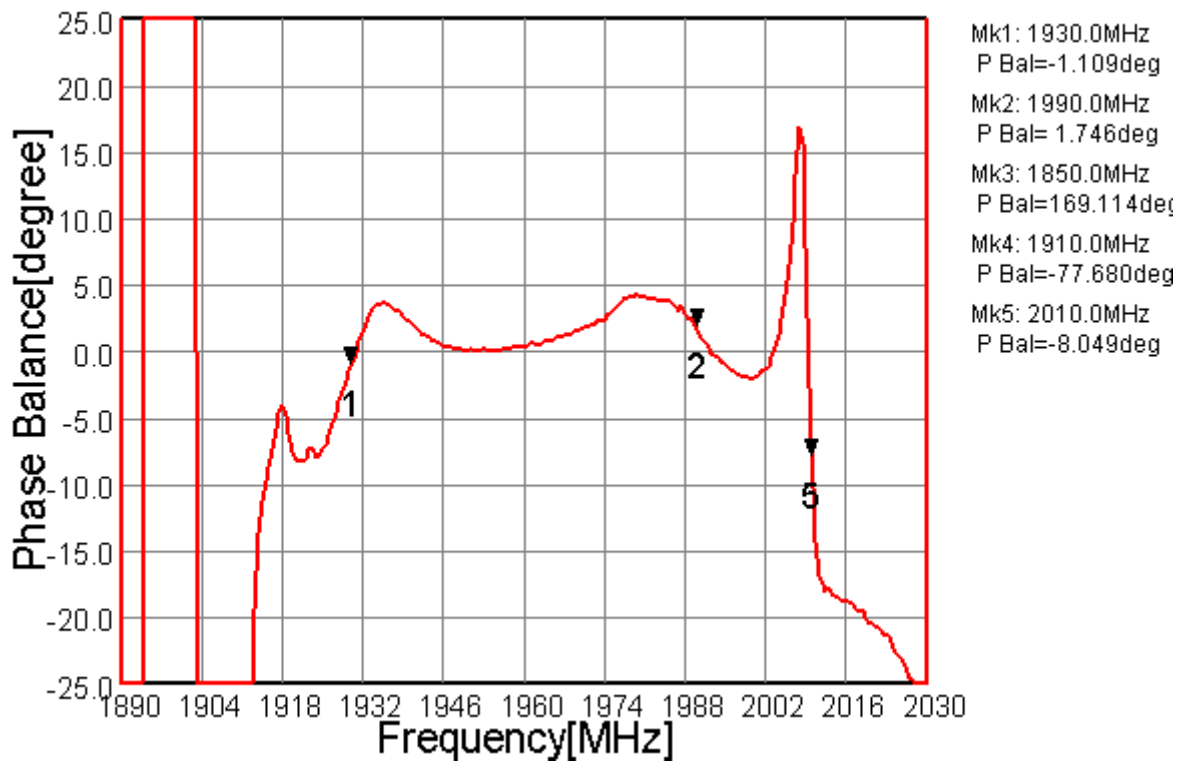


Fig.8 Phase Balance