

Customer Name	<b>Standard specification</b>	FUJITSU MEDIA DEVICES LIMITED	
System	W-CDMA I(2G) Rx	DATE	Nov. 22, 2006
FMD Part Number	FAR-F6KB-2G1400-B4GC	Version 3.1d	
Customer No.	-	Reference No.	-

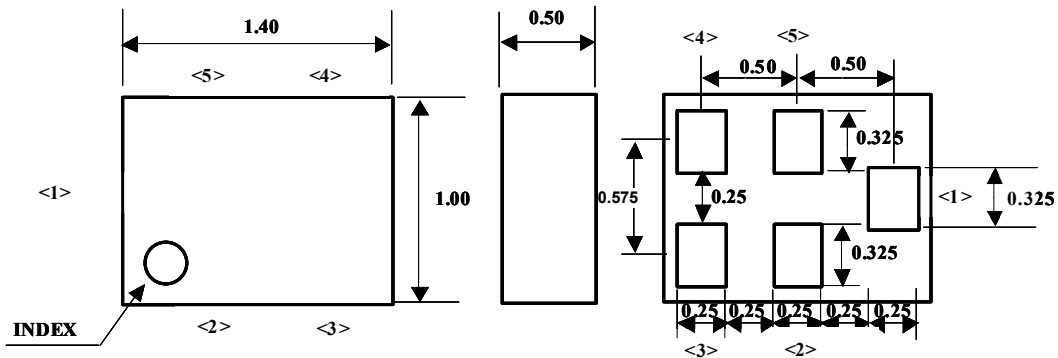
**Table 1 Electrical Specification**

Passband : 2110~ 2170 MHz						
Item	Condition (MHz)	Specification			Unit	Remark
		Min.	Typ.	Max.		
Insertion Loss	2110 ~ 2170	-	1.7	2.6	dB	
Ripple	2110 ~ 2170	-	0.3	1.4	dB	
Absolute attenuation	DC ~ 190	40	85	-	dB	
	1730 ~ 1790	30	46	-	dB	
	1920 ~ 1980	32	39	-	dB	
	2300 ~ 2360	20	28	-	dB	
	4030 ~ 4150	30	50	-	dB	
	5950~ 6130	20	45	-	dB	
	6140 ~ 6320	20	45	-	dB	
VSWR(input unbal)	2110 ~ 2170	-	1.7	2.7	-	
VSWR(output bal)	2110 ~ 2170	-	1.7	2.7	-	
Amplitude balance ( S <sub>21</sub> /S <sub>31</sub>  )	2110 ~ 2170	-2	-0.3/+0.9	+2	dB	
Phase balance (( $\Phi$ S <sub>21</sub> - $\Phi$ S <sub>31</sub> )+180)	2110 ~ 2170	-10	-3.5/+3.1	+10	deg.	
Input Impedance	Unbalanced	50			ohm	
Output Impedance	Balanced	100//10nH			ohm	
Operating temperature		-30~ +85			°C	
Device size		1.4typ. x 1.0typ. x 0.5max.			mm	

Customer Name	<b>Standard specification</b>	FUJITSU MEDIA DEVICES LIMITED	
System	W-CDMA I(2G) Rx	DATE	Nov. 22, 2006
FMD Part Number	FAR-F6KB-2G1400-B4GC	Version 3.1d	
Customer No.	-	Reference No.	-

**Dimensions**

Device size: 1.4mmtyp. x 1.0mmtyp. x 0.5mmmax.

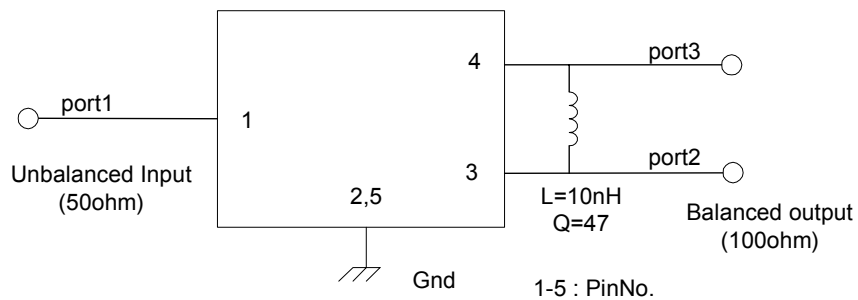


Unit : mm

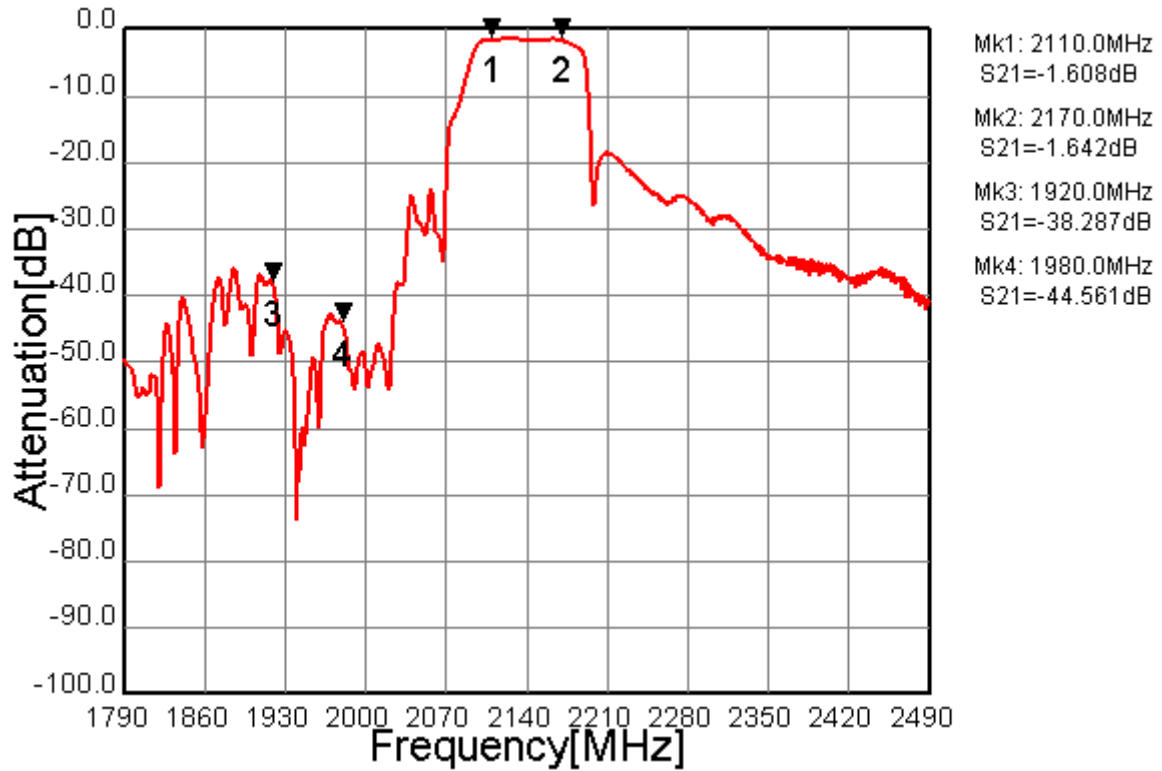
**Pin Configuration**

Pin No.	Pin name	Description
1	IN	Unbalanced pin
2	GND	Ground
3	OUT	Balanced pin
4	OUT	Balanced pin
5	GND	Ground

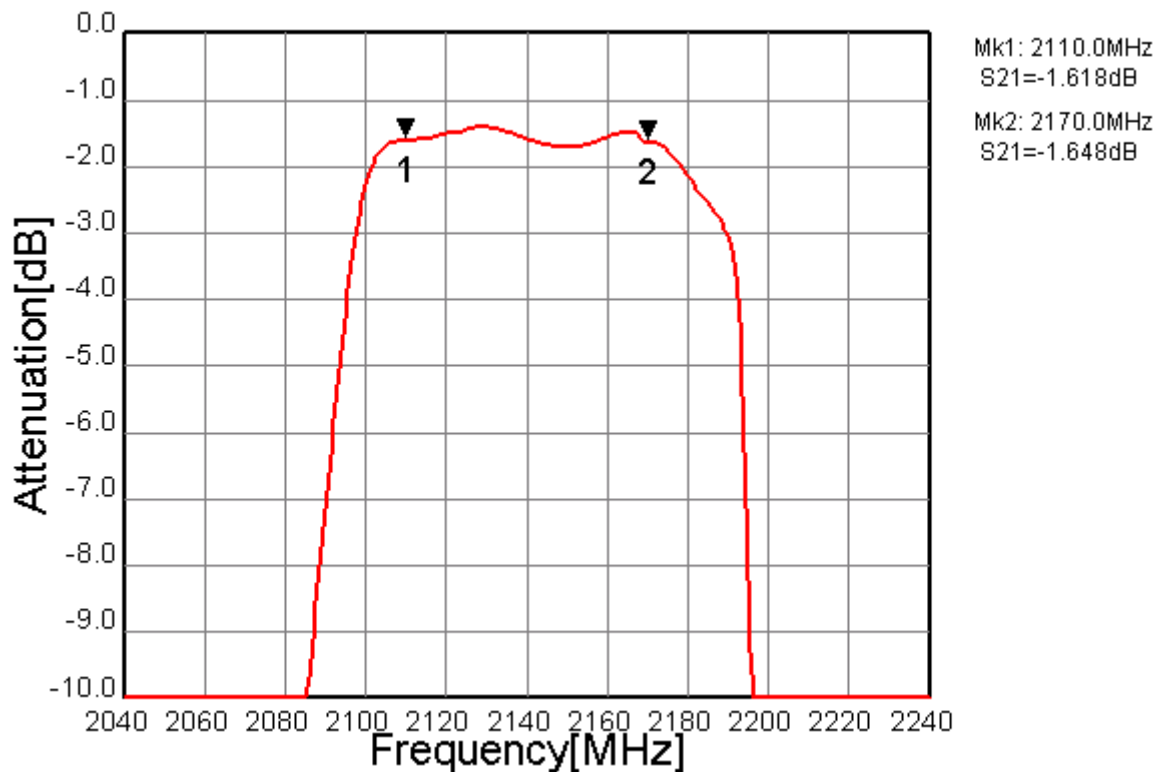
**Evaluation Circuit**



Customer Name	<b>Standard specification</b>	FUJITSU MEDIA DEVICES LIMITED	
System	W-CDMA I(2G) Rx	DATE	Nov. 22, 2006
FMD Part Number	FAR-F6KB-2G1400-B4GC	Version 3.1d	
Customer No.	-	Reference No.	-

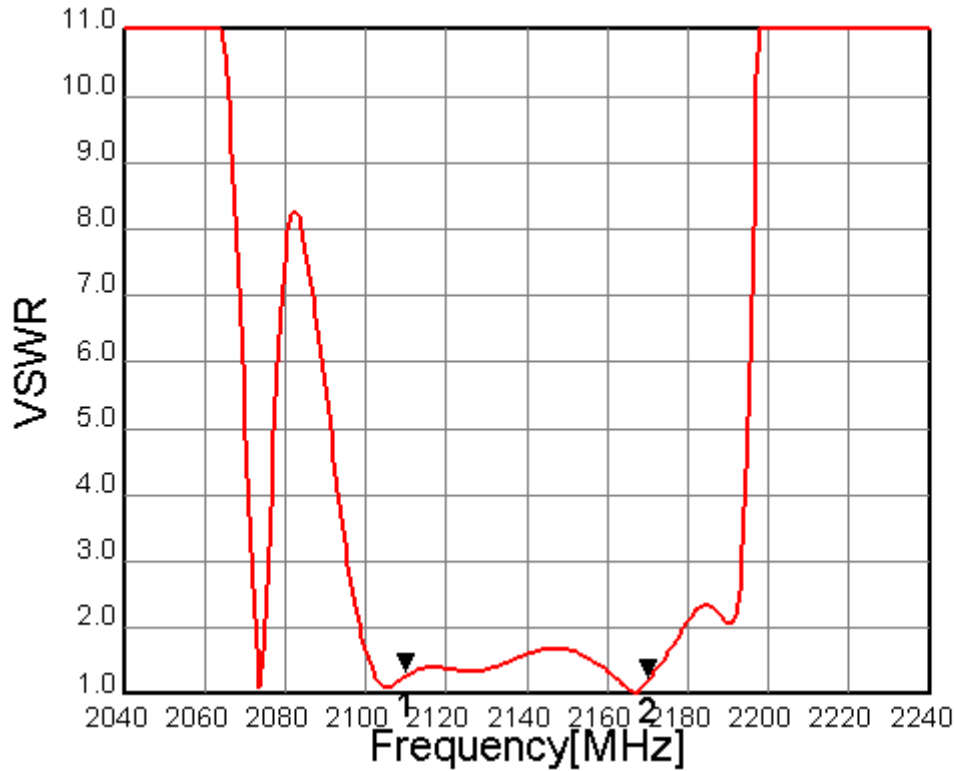


**Fig.1 Pass-band Characteristics**

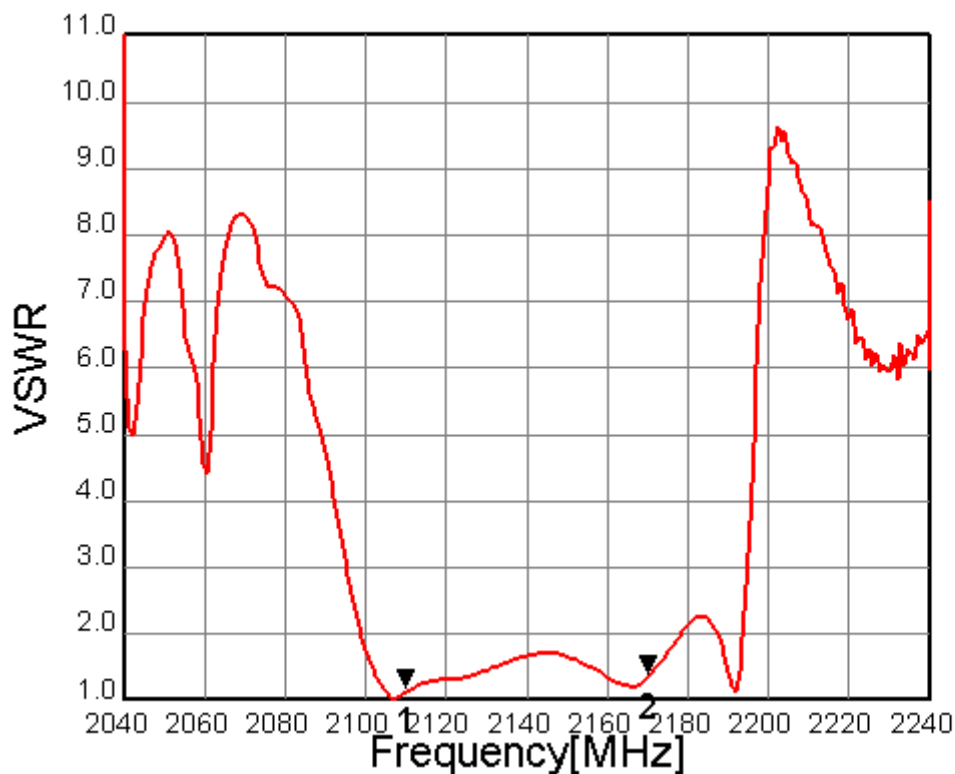


**Fig.2 In-band Characteristics**

Customer Name	<b>Standard specification</b>	FUJITSU MEDIA DEVICES LIMITED	
System	W-CDMA I(2G) Rx	DATE	Nov. 22, 2006
FMD Part Number	FAR-F6KB-2G1400-B4GC	Version 3.1d	
Customer No.	-	Reference No.	-

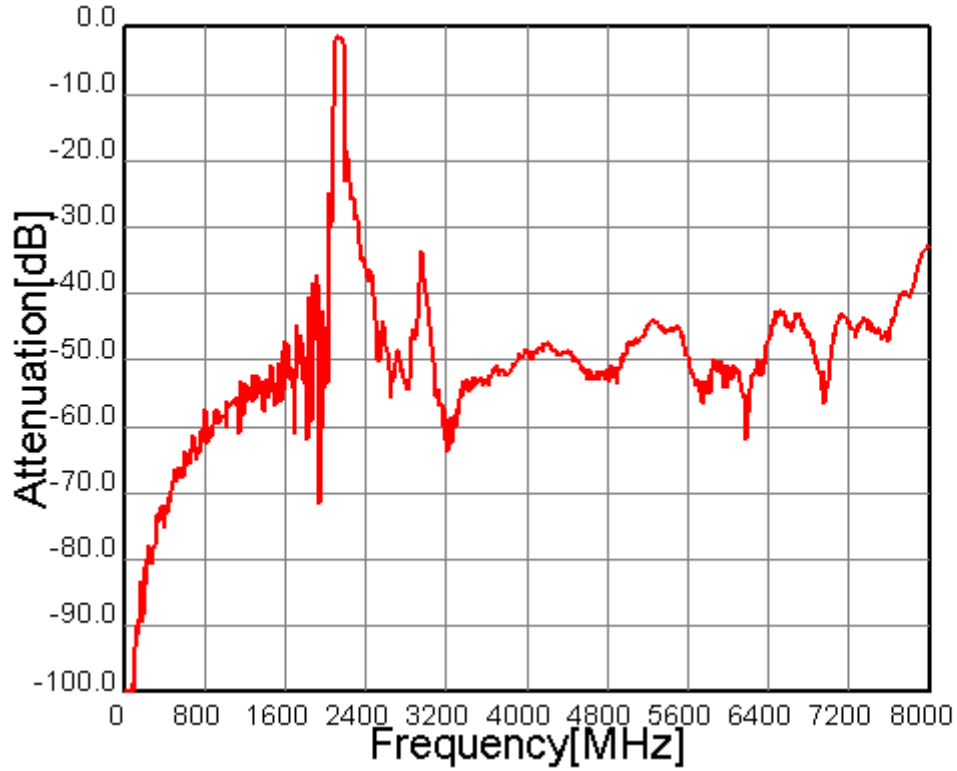


**Fig.3 VSWR (unbal)**



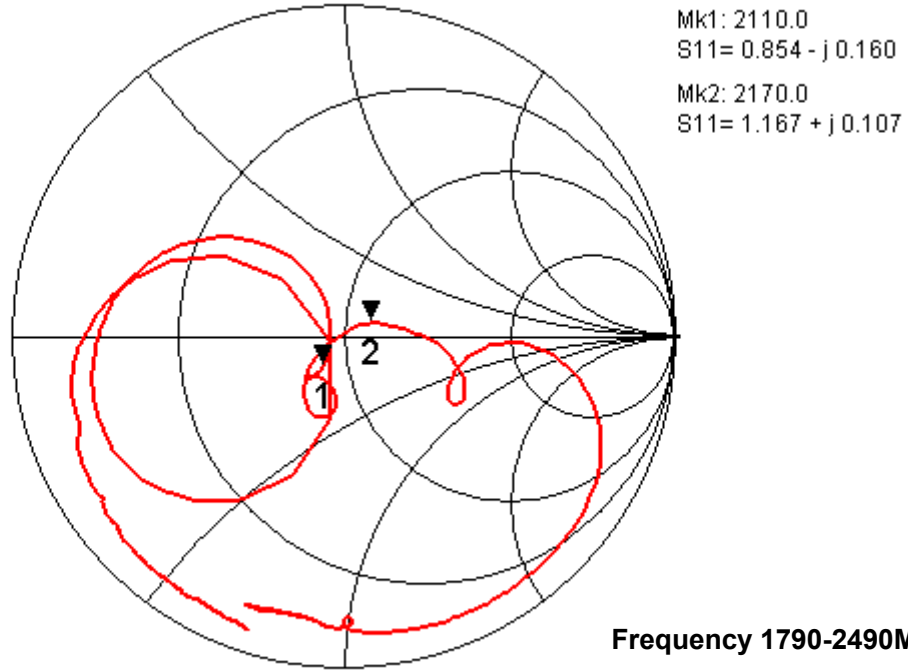
**Fig.4 VSWR(bal)**

Customer Name	<b>Standard specification</b>	FUJITSU MEDIA DEVICES LIMITED	
System	W-CDMA I(2G) Rx	DATE	Nov. 22, 2006
FMD Part Number	FAR-F6KB-2G1400-B4GC	Version 3.1d	
Customer No.	-	Reference No.	-

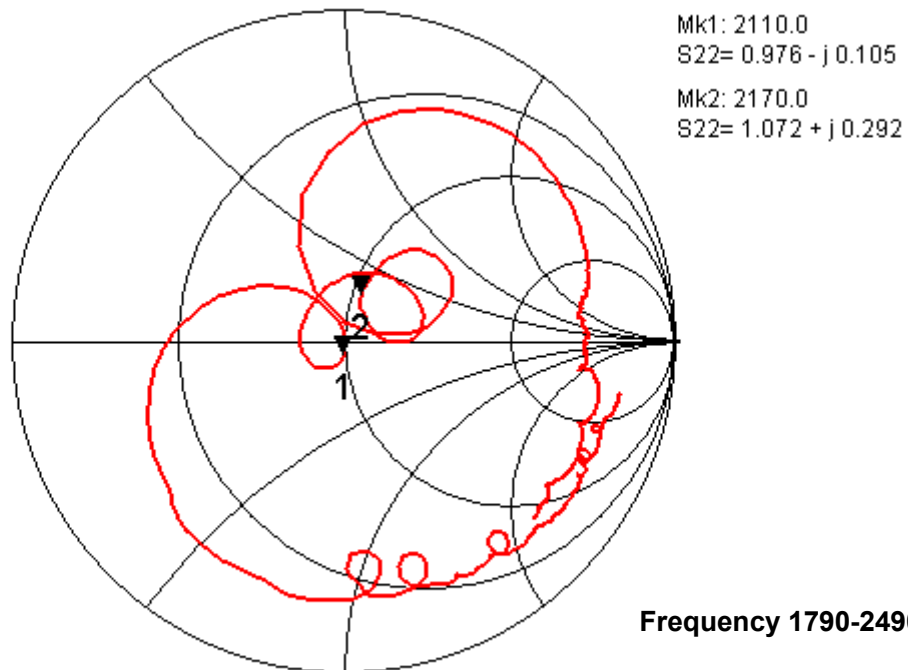


**Fig.5 Wide-band Characteristics**

Customer Name	<b>Standard specification</b>	FUJITSU MEDIA DEVICES LIMITED	
System	W-CDMA I(2G) Rx	DATE	Nov. 22, 2006
FMD Part Number	FAR-F6KB-2G1400-B4GC	Version 3.1d	
Customer No.	-	Reference No.	-

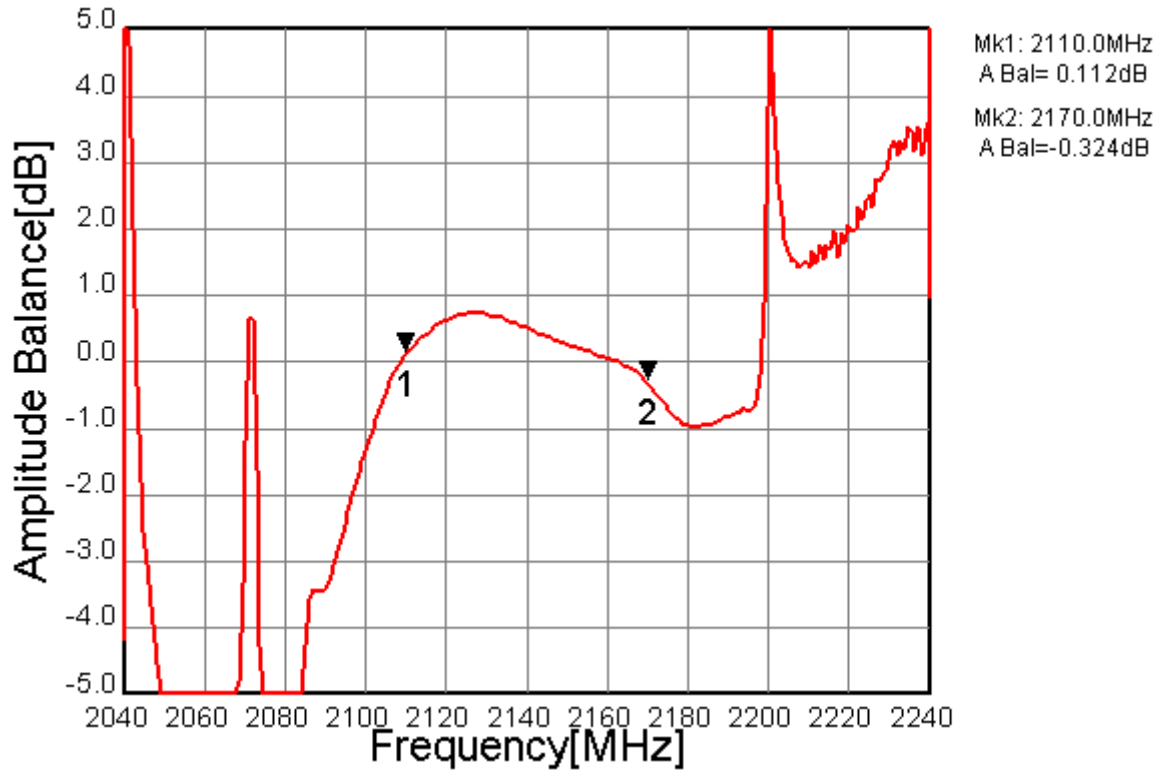


**Fig.6 Impedance (unbal)**

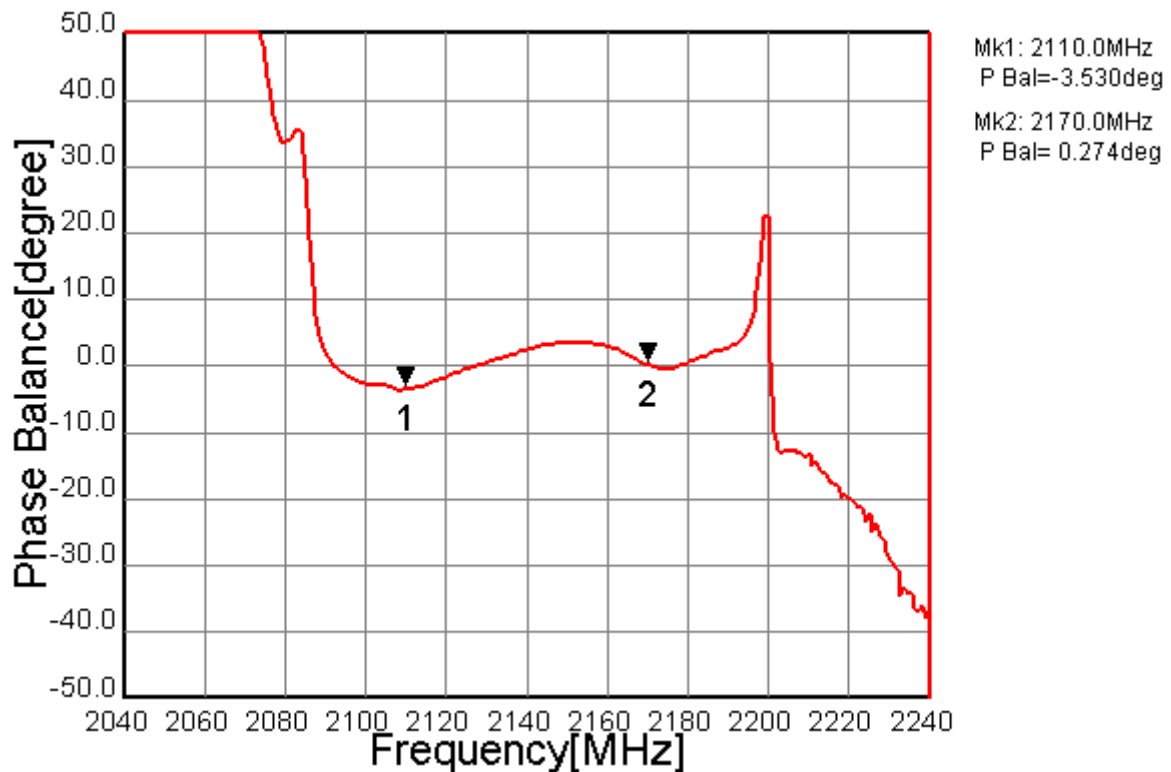


**Fig.7 Impedance (bal)**

Customer Name	<b>Standard specification</b>	FUJITSU MEDIA DEVICES LIMITED	
System	W-CDMA I(2G) Rx	DATE	Nov. 22, 2006
FMD Part Number	FAR-F6KB-2G1400-B4GC	Version 3.1d	
Customer No.	-	Reference No.	-



**Fig.8 Amplitude Balance**



**Fig.9 Phase Balance**