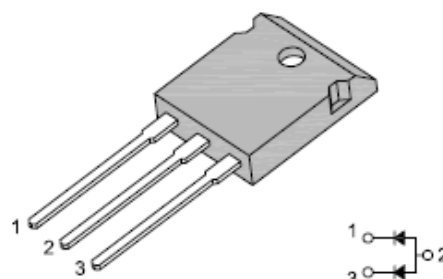


30A Super Fast Recovery Rectifier

Features

- Glass passivated chip junction
- Low reverse leakage current
- High forward surge capability
- Low power loss, high efficiency
- Low stored charge majority carrier conduction
- Low forward voltage, high current capability
- RoHS Compliance



TO-3P



Mechanical Data

Case:	TO-3P, molded plastic body over passivated chips
Epoxy:	Plastic package has UL flammability classification 94V-0
Terminals:	Plated leads solderable per MIL-STD-750, Method 2026
Polarity:	As marked
Weight:	0.22 ounce, 6.2 gram

Maximum Ratings and Electrical Characteristics ($T_A=25^\circ\text{C}$ unless noted otherwise)

Symbol	Description	FEN 30AP	FEN 30BP	FEN 30CP	FEN 30DP	Unit	Conditions
V_{RRM}	Maximum Repetitive Peak Reverse Voltage	50	100	150	200	V	
V_{RMS}	Maximum RMS Voltage	35	70	105	140	V	
V_{DC}	Maximum DC Blocking Voltage	50	100	150	200	V	
I_{F(AV)}	Maximum Average Forward Rectified Current	30				A	
I_{FSM}	Peak Forward Surge Current per leg	300				A	8.3ms single half sine-wave superimposed on rated load (JEDEC Method)

30A Super Fast Recovery Rectifier

FEN30AP - FEN30DP

Symbol	Description	FEN 30AP	FEN 30BP	FEN 30CP	FEN 30DP	Unit	Conditions
V_F	Maximum Instantaneous Forward Voltage per leg	0.975				V	I _F =15A, T _C =25° C
I_R	Maximum DC Reverse Current at Rated DC Blocking Voltage per leg	10				μA	T _C =25° C
		500					T _C =150° C
T_{rr}	Typical Reverse Recovery Time per leg	35				nS	I _F =0.5A, I _R =1A, I _{rr} =0.25A
C_J	Typical Junction Capacitance per leg	250				pF	V _R =4V, f=1MHz
T_J,T_{stg}	Operating and Storage Junction Temperature Range	-65 to +150				° C	

Typical Characteristics Curves

Fig.1-Forward Current Derating Curve

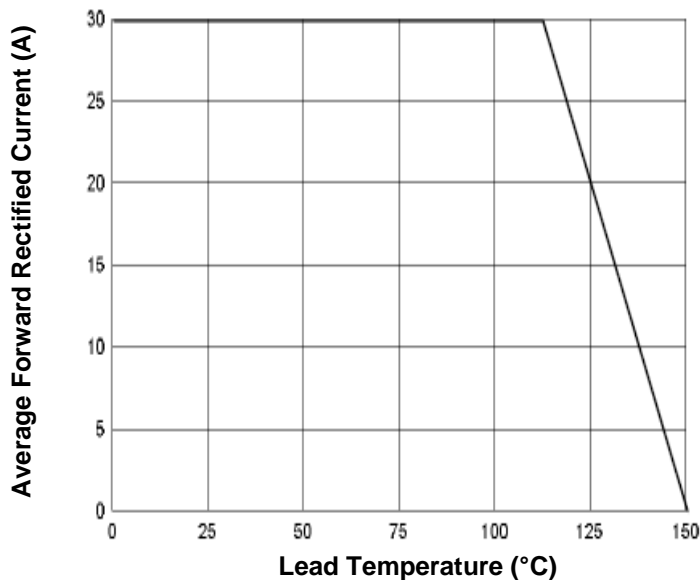
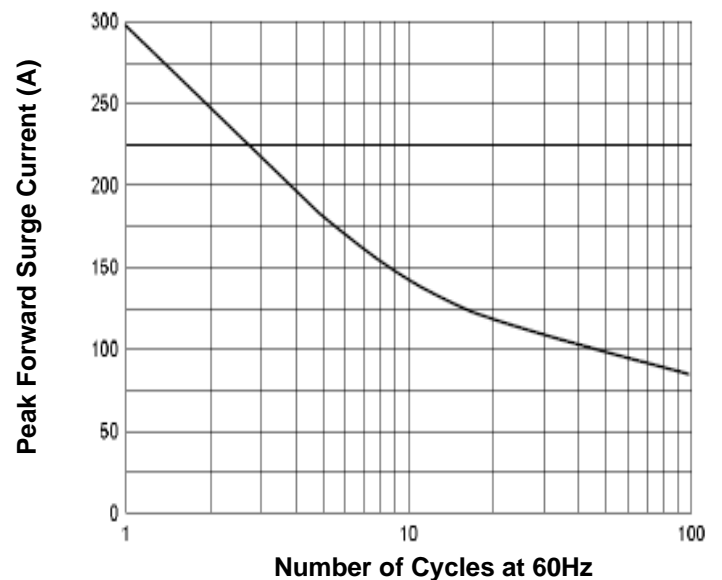


Fig.2-Max. Non-Repetitive Peak Forward Surge Current per leg



30A Super Fast Recovery Rectifier

FEN30AP - FEN30DP

Fig.3- Typical Instantaneous Forward Characteristics per leg

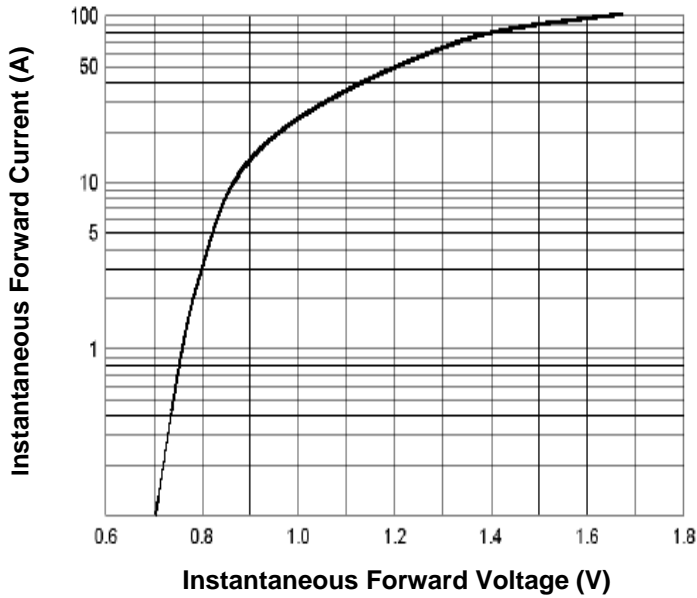


Fig.4-Typical Reverse Characteristics per leg

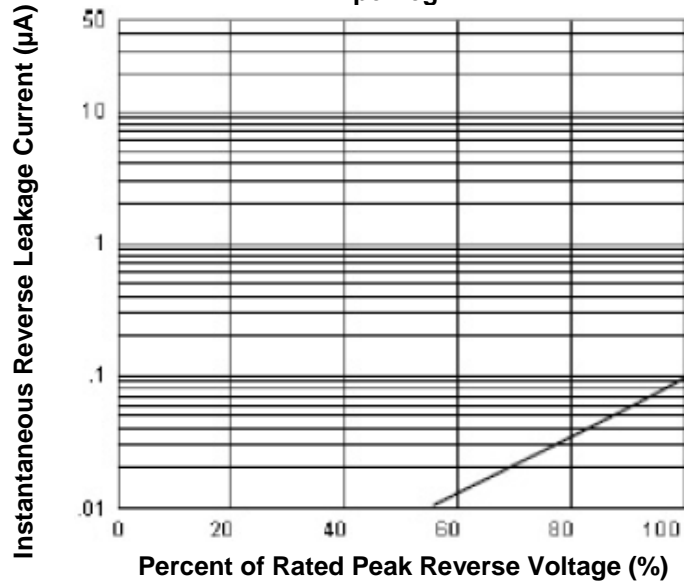
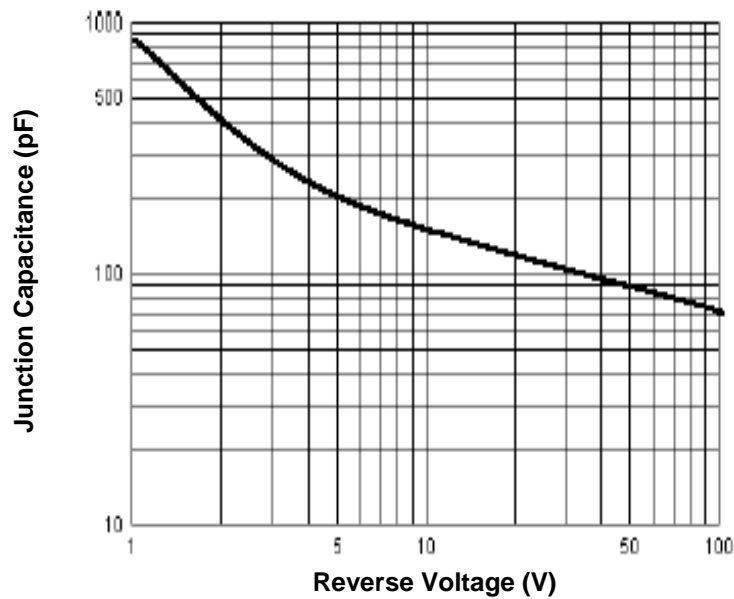


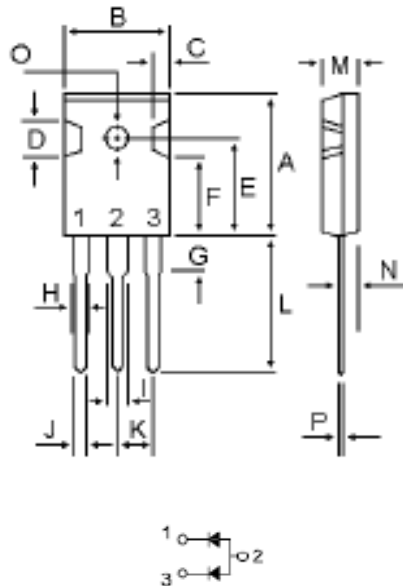
Fig.5- Typical Junction Capacitance per leg



30A Super Fast Recovery Rectifier

FEN30AP - FEN30DP

Dimensions in mm



DIM	MILLIMETERS	
	MIN	MAX
A	20.63	22.38
B	15.38	16.20
C	1.90	2.70
D	5.10	6.10
E	14.81	15.22
F	11.72	12.84
G	4.20	4.50
H	1.82	2.46
I	2.92	3.23
J	0.89	1.53
K	5.26	5.66
L	18.50	21.50
M	4.68	5.36
N	2.40	2.80
O	3.25	3.65
P	0.55	0.70

TO-3P

How to contact us:

US HEADQUARTERS

28040 WEST HARRISON PARKWAY, VALENCIA, CA 91355-4162

Tel: (800) TAITRON (800) 824-8766 (661) 257-6060

Fax: (800) TAITFAX (800) 824-8329 (661) 257-6415

Email: taitron@taitroncomponents.com

Http://www.taitroncomponents.com

TAITRON COMPONENTS MEXICO, S.A .DE C.V.

BOULEVARD CENTRAL 5000 INTERIOR 5 PARQUE INDUSTRIAL ATITALAQUIA, HIDALGO C.P.

42970 MEXICO

Tel: +52-55-5560-1519

Fax: +52-55-5560-2190

TAITRON COMPONETS INCORPORATED E REPRESENTAÇÕES DO BRASIL LTDA

RUA DOMINGOS DE MORAIS, 2777, 2.ANDAR, SALA 24 SAÚDE - SÃO PAULO-SP 04035-001 BRAZIL

Tel: +55-11-5574-7949

Fax: +55-11-5572-0052

TAITRON COMPONETS INCORPORATED, SHANGHAI REPRESENTATIVE OFFICE

METROBANK PLAZA, 1160 WEST YAN' AN ROAD, SUITE 1503, SHANGHAI, 200052, CHINA

Tel: +86-21-5424-9942

Fax: +86-21-5424-9931

TAITRON
components incorporated

Rev. A/AH 2008-03-28