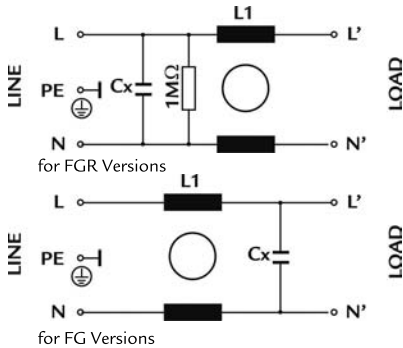


FG/FGR

General Purpose For Medical Equipment

Electrical schematics



RFI Power Line Filters

General Specifications

Maximum operating voltage: 250Vac.

Operating frequency: DC - 60Hz.

Hipot test voltage:

L/N→PE: 2500Vac 2s.

L→N: 1700 Vdc 2s.

Application class:

HPF Acc. TO DIN 40040 (-25°C/+85°C/95% RH, 30d).

Flammability class: UL 94 V2.

General Purpose

Filter for electromedical equipment.
Small size.

FGR: With bleeder resistor.

ZT: IEC connector version.

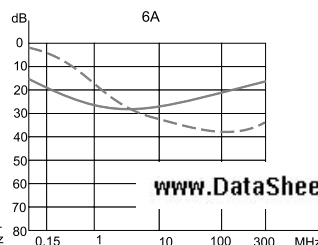
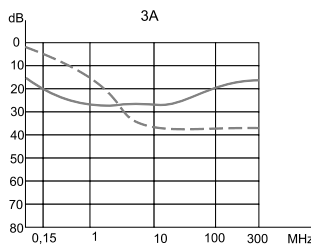
V: PCB mounting version.

Product List

TYPE	I	L1	CX	HOUSING	L.CURRENT	CONNECTION	WEIGHT ±g
FG-3Z				203		FASTON 6,3mm	48
FG-3V	3 Amp	0,8 mH	10 nF	205	5µA	1,3 mm PIN	45
FG-3X				204		AWG18 WIRE	54
FG-3ZT				241		FASTON 6,3mm	54
FG-6Z				203		FASTON 6,3mm	49
FG-6V	6 Amp	0,45 mH	10 nF	205	5µA	1,3 mm PIN	38
FG-6X				204		AWG18 WIRE	55
FG-6ZT				241		FASTON 6,3mm	54
FGR-3Z				203		FASTON 6,3mm	48
FGR-3ZT	3 Amp	0,8 mH	10 nF	241	5µA	FASTON 6,3mm	54
FGR-3V				205		1,3 mm PIN	45
FGR-3X				204		AWG18 WIRE	54
FGR-6Z				203		FASTON 6,3mm	49
FGR-6ZT	6 Amp	0,45 mH	10 nF	241	5µA	FASTON 6,3mm	54
FGR-6V				205		1,3 mm PIN	38
FGR-6X				204		AWG18 WIRE	55

Insertion Loss

----- ASYM
——— SYM



www.DataSheet4U.com