

Netzröhre für GW-Heizung
indirekt geheizt
Parallelspeisung
DC-AC-Heating
indirectly heated
connected in parallel

TELEFUNKEN

EL 152

FL 152

85 W-Pentode

EL 152	U_f	6,3	V
	I_f	ca. 1,55	A
FL 152	U_f	12,6	V
	I_f	ca. 0,8	A

Meßwerte · Measuring values

U_a	800	V
U_{g2}	250	V
U_{g3}	0	V
R_k	800	Ω
I_a	50	mA
I_{g2}	1	mA
S	4	mA/V
$I_{g2/g1}$	5	
R_i	60	k Ω

Kapazitäten · Capacitances

c_e	14,5	pF
c_a	10	pF
$c_{g1/a}$	\leq 0,11	pF

Betriebswerte · Typical operation

HF-Verstärker, B-Betrieb
RF-amplifier, class B

f	\leq 120	MHz
U_a	600	V
U_{g2}	250	V
U_{g1}	— 80	V
$U_{g1\sim sp}$	ca. 110	V
I_a	ca. 130	mA
I_{g2}	ca. 10	mA
I_{g1}	ca. 7	mA
N_{stHF}	ca. 4	W
N_{HF}	ca. 40	W
R_a	ca. 2	k Ω

HF-Verstärker, Vorstufen-Modulation
RF-amplifier, pre-stage modulation

f	\leq 45	MHz
U_a	1000	V
U_{g2}	300	V
U_{g1}	ca. —60	V
$U_{g1\sim sp}$	ca. 55	V
I_{a0}	30	mA
I_a	ca. 100	mA
I_{g2}	ca. 9	mA
N_{HF}	70	W
R_a	6	k Ω

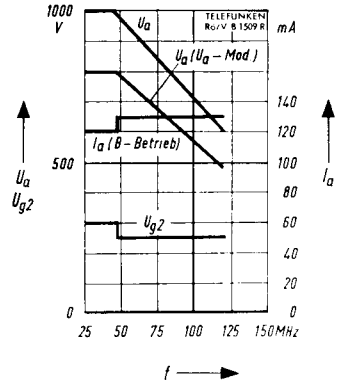


TELEFUNKEN


Grenzwerte · Maximum ratings

siehe nebenstehendes Bild
see diagram opposite
für $f = 45 \text{ MHz}$

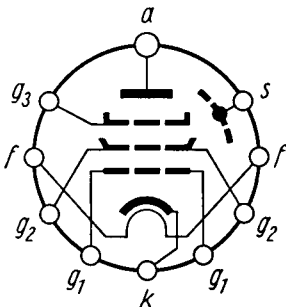
U_a	1000	V
U_{asp}	3000	V
Q_a	40	W
$-U_{g3}$	400	V
Q_{g3}	1	W
R_{g3}	25	k Ω
U_{g2o}	800	V
U_{g2}	300	V
Q_{g2}	5	W
$-U_{g1}$	300	V
Q_{g1}	1	W
R_{g1}	25	k Ω
I_k	230	mA
$U_{ff/k}$	200	V
$R_{ff/k}$	5	k Ω
t_{Kolben}	300	$^{\circ}\text{C}$
f_{max}	120	MHz



max. Abmessungen
max. dimensions



Sockelschaltbild
Base connection

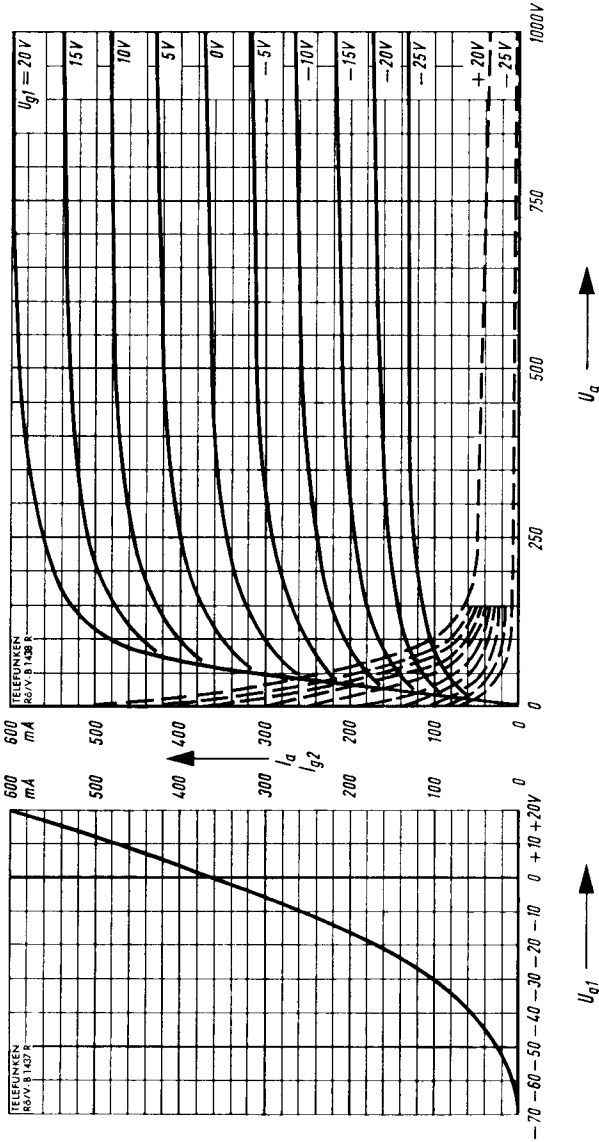


Zubehör · Accessories
Fassung Lg.-Nr. 30216
Socket stock no. 30216

Gewicht · Weight
max. 45 g

Wenn notwendig, muß gegen Herausfallen der Röhre aus der Fassung Vorsorge getroffen werden.
Special precautions must be taken to prevent the tube from becoming dislodged.



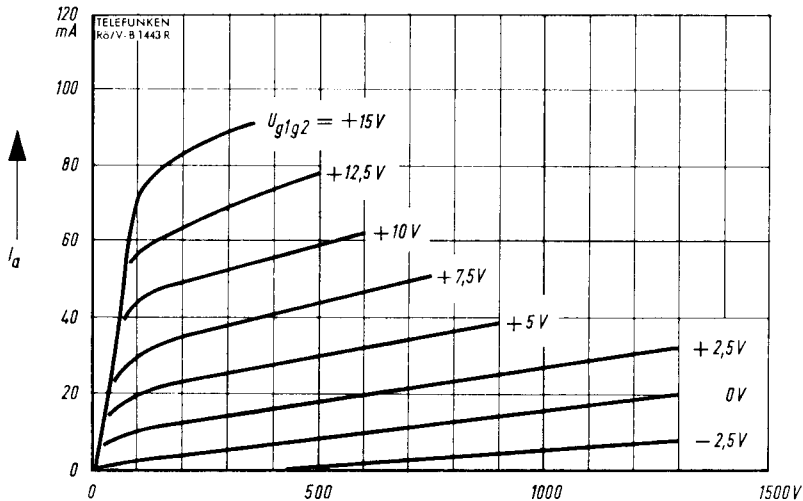


$I_a, I_{gz} = f(U_a)$
 $U_{g3} = 0 \text{ V}$
 $U_{g2} = 250 \text{ V}$
 $U_{g1} = \text{Parameter}$

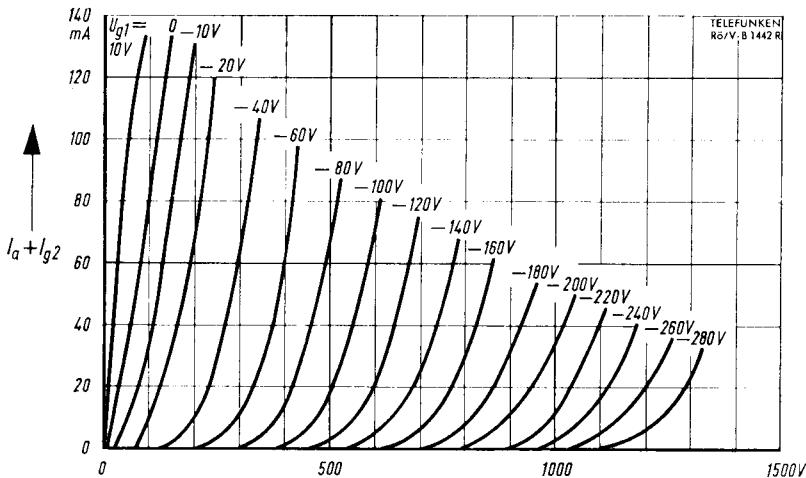
$I_a = f(U_{g1})$
 $U_a = 1000 \text{ V}$
 $U_{g3} = 0 \text{ V}$
 $U_{g2} = 250 \text{ V}$



TELEFUNKEN



$I_a = f(U_a)$
 $U_{g1g2} = \text{Parameter}$



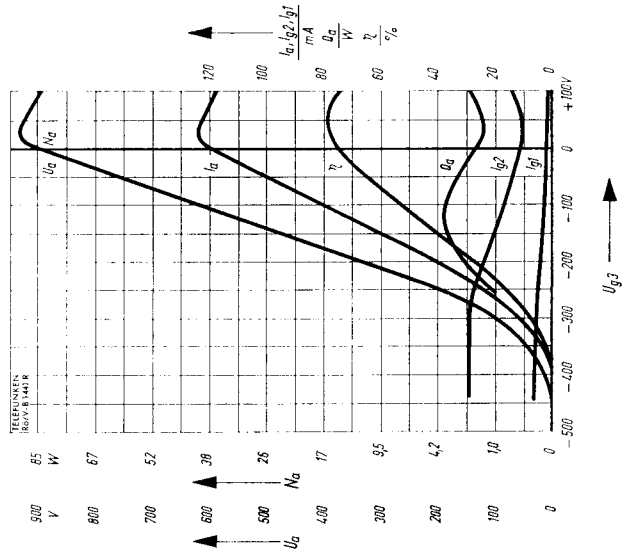
$I_a + I_{g2} = f(U_a, U_{g2})$
 $U_{g1} = \text{Parameter}$

Als Triode geschaltet · Connected as triode

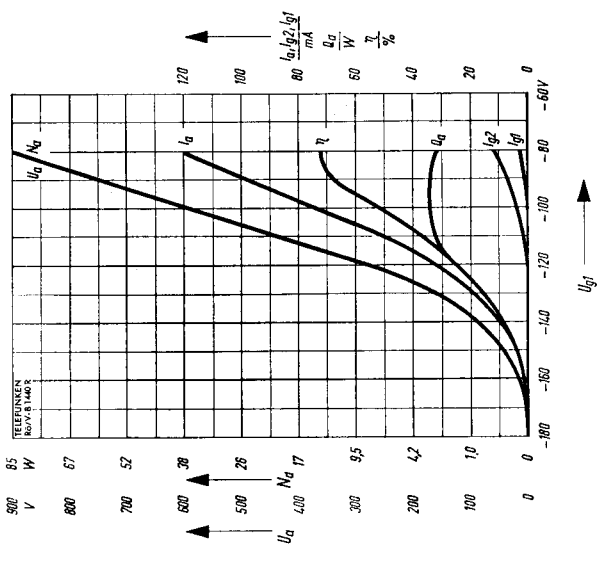


TELEFUNKEN

EL 152
FL 152



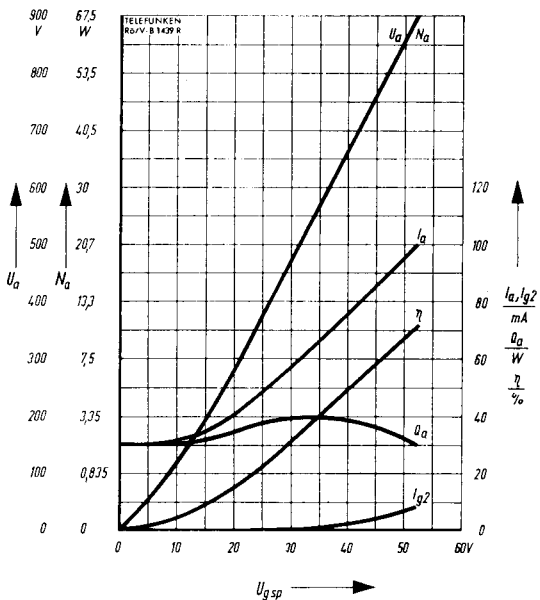
$U_a, N_a, I_a, I_{g2}, I_{g1}, Q_a, \eta = f(U_{g3})$
 $U_a = 1000$ V
 $U_{g2} = 360$ V
 $R_a = 4750$ Ω
 $R_{g2} = 5000$ Ω



$U_a, N_a, I_a, I_{g2}, I_{g1}, Q_a, \eta = f(U_{g1})$
 $U_a = 1000$ V
 $U_{g2} = 300$ V
 $R_a = 4750$ Ω



TELEFUNKEN



$$U_a, N_a, I_a, I_{g2}, Q_a, \eta = f(U_{gsp})$$

$$U_a = 1000 \text{ V}$$

$$U_{g2} = 300 \text{ V}$$

$$U_{g1} = -60 \text{ V}$$

$$R_a = 6000 \Omega$$

