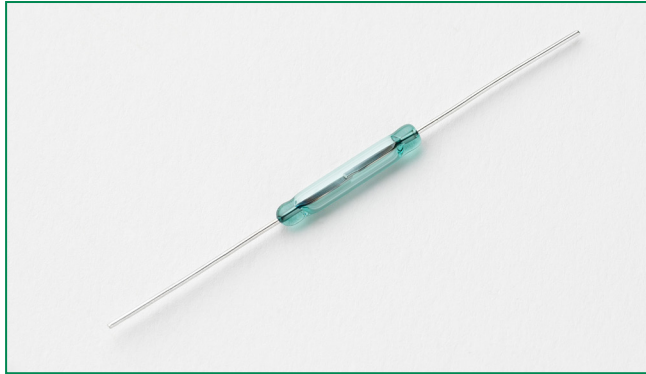


# FLEX-14 14mm Reed Switch



## Description

The FLEX-14 reed switch is a sub-miniature, normally open switch with a 14.00mm long x 2.28mm diameter (0.551" x 0.090") glass envelope, flexible, easily formed leads, capable of switching 200Vdc at 10W. It has high insulation resistance of 10<sup>10</sup> ohms minimum and low contact resistance of less than 100 milliohms.

## Features

- Sub-miniature, normally open switch
- Longer leads are flexible for easy forming
- Capable of switching up to 200Vdc or 0.5A at up to 10W
- Available sensitivity range 10-30 AT

## Benefits

- Hermetically sealed switch contacts are not effected by and have no effect on their external environment
- Soft leads enable reliable hand forming
- Zero operating power required for contact closure
- Excellent for switching micro-controller logic level loads

## Applications

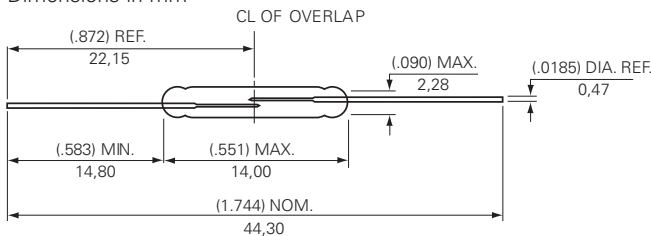
- Reed relays
- Security
- Limit switching
- Office equipment
- Industrial Control

## Agency Approvals

Agency	Agency File Number	Ampere-Turns Range
	E47258 E471070	10-30 AT
	DEMKO 14 ATEX 1393U	10-30 AT

## Dimensions

Dimensions in mm



## Switch Type

Contact Form	A (SPST-NO)
Materials	Body: Glass Leads: Tin-plated Ni-Fe wire

Note: SPST-NO = Single-pole, single-throw, normally open

## Electrical Ratings

Contact Rating <sup>1</sup>		W/VA - max.	10
Voltage <sup>3</sup>	Switching <sup>2</sup>	Vdc - max.	200
	Breakdown <sup>4</sup>	Vac - max. Vdc - min.	140 250
Current <sup>3</sup>	Switching <sup>2</sup>	Adc - max.	0.50
	Carry	Aac - max.	0.35
		Adc - max.	1.00
Resistance	Contact, Initial Insulation	Ω - max.	0.100
		Ω - min.	10 <sup>10</sup>
Capacitance	Contact	pF - typ.	0.2
Temperature	Operating Storage <sup>5</sup>	°C	-40 to +125
		°C	-65 to +125

Notes:

1. Contact rating - Product of the switching voltage and current should never exceed the wattage rating. Contact Littelfuse for additional load/life information.
2. When switching inductive and/or capacitive loads, the effects of transient voltages and/or currents should be considered. Refer to Application Notes AN108A and AN107 for details.
3. Electrical Load Life Expectancy - Contact Littelfuse with voltage, current values along with type of load.
4. Breakdown Voltage - per MIL-STD-202, Method 301.
5. Storage Temperature - Long time exposure at elevated temperature may degrade solderability of the leads.

## FLEX-14 14mm Reed Switch

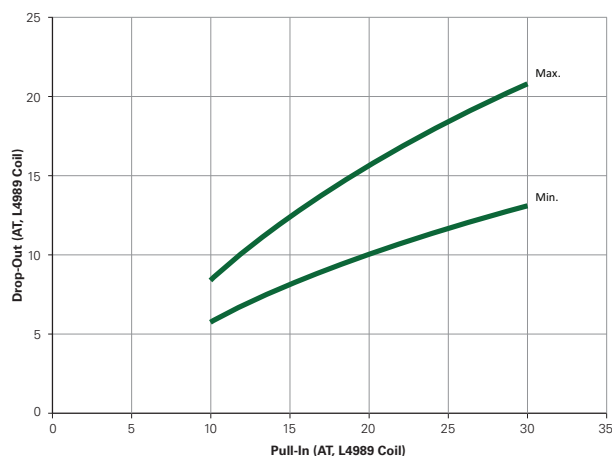
### Product Characteristics

Operating Characteristics		
Operate Time <sup>1</sup>		0.55ms - max.
Release Time <sup>1</sup>		0.20ms - max.
Shock <sup>2</sup>	11ms 1/2 sine wave	100G - max.
Vibration <sup>2</sup>	50-2000 Hertz	30G - max.
Resonant Frequency		5.2kHz - typ.
Magnetic Characteristics		
Pull-In Range <sup>3</sup>	Ampere Turns	10-30
Rating Sensitivity <sup>4</sup>	Ampere Turns	20
Test Coil		L4989

Notes:

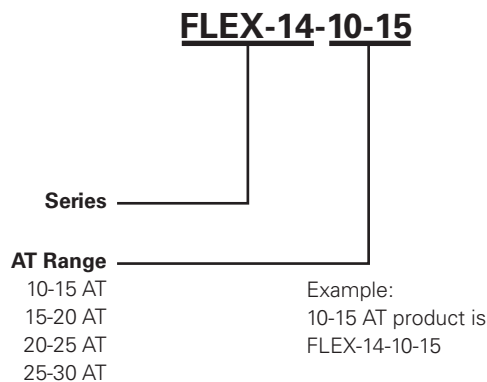
- Operate (including bounce)/Release Time - per EIA/NARM RS-421-A, diode suppressed coil (Coil II).
- Shock and Vibration - per EIA/NARM RS-421-A and MIL-STD-202.
- Pull-In Range - Contact Littelfuse for narrower AT ranges available.
- Rating Sensitivity - The value at which contact ratings and operating characteristics are determined. Derating may be required below this value.
- Custom modifications of forming and/or cutting of reed switches are available. Please contact Littelfuse.

### Drop-Out vs. Pull-In Chart



Note: Chart represents the range of Drop-Out, min to max for a given Pull-In value.

### Part Numbering System



Note: These AT values are the before-modification values of the bare reed switch.

### Packaging

Packaging Option	Packaging Specification	Quantity	Quantity & Packaging Code	Taping Width
Bulk	Bulk	3000	N/A	N/A