

FLU35ZM

L-Band Medium & High Power GaAs FET

FEATURES

- High Output Power: P1dB=35.5dBm(typ.)
- High Gain: G1dB=11.5dB(typ.)
- Low Cost Plastic(SMT) Package
- Tape and Reel Available

DESCRIPTION

The FLU35ZM is a GaAs FET designed for base station and CPE application up to a 4.0GHz frequency range. This is a new product series using a plastic surface mount package that has been optimized for high volume cost driven applications.

Eudyna's stringent Quality Assurance Program assures the highest reliability and consistent performance.



ABSOLUTE MAXIMUM RATINGS (Case Temperature Tc=25°C)

Item	Symbol	Rating	Unit
Drain-Source Voltage	V _{DS}	15	V
Gate-Source Voltage	V _{GS}	-5	V
Total Power Dissipation	P _T	20.8	W
Storage Temperature	T _{stg}	-55 to +150	°C
Channel Temperature	T _{ch}	175	°C

RECOMMENDED OPERATING CONDITION(Case Temperature Tc=25°C)

Item	Symbol	Condition	Unit
DC Input Voltage	V _{DS}	≤10	V
Channel Temperature	T _{ch}	≤ 145	°C
Forward Gate Current	I _{gsf}	≤19.4	mA
Reverse Gate Current	I _{gsr}	≥-2.0	mA
Gate Resistance	R _g	100	Ω

ELECTRICAL CHARACTERISTICS (Case Temperature Tc=25°C)

Item	Symbol	Test Conditions	Limit			Unit
			Min.	Typ.	Max.	
Drain Current	I _{DSS}	V _{DS} =5V, V _{GS} =0V	-	1200	1800	mA
Transconductance	gm	V _{DS} =5V, I _{DS} =800mA	-	600	-	mS
Pinch-off Voltage	V _p	V _{DS} =5V, I _{DS} =60mA	-1.0	-2.0	-3.5	V
Gate-Source Breakdown Voltage	V _{GSO}	I _{GS} =-60uA	-5	-	-	V
Output Power at 1dB G.C.P.	P _{1dB}	V _{DS} =10V f=2.0GHz I _{DS} =0.6I _{DSS} (Typ.)	34.5	35.5	-	dBm
Power Gain at 1dB G.C.P.	G _{1dB}		10.5	11.5	-	dB
Thermal Resistance	R _{th}	Channel to Case	-	5	6	°C /W

CASE STYLE: ZM

G.C.P.:Gain Compression Point

Note1: Product supplied to this specification are 100% DC performance tested.

Note2: The RF parameters are measured on a lot basis by sample testing 10 pcs/lot.

Acceptance Criteria:(accept/reject)=(0/1). Any lot failure shall be 100% retested.

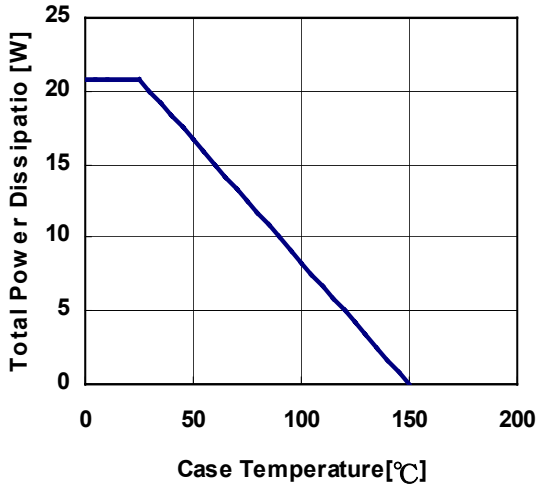
ESD	Class III	2000 V~
-----	-----------	---------

Note : Based on EIAJ ED-4701 C-111A (C=100pF, R=1.5kΩ)

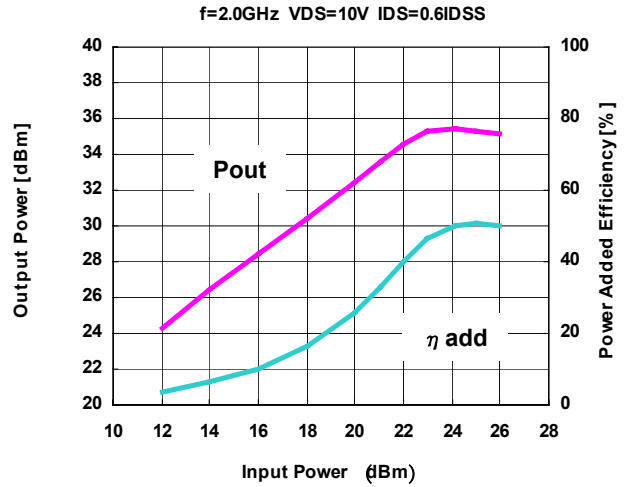
FLU35ZM

L-Band Medium & High Power GaAs FET

POWER DERATING CURVE

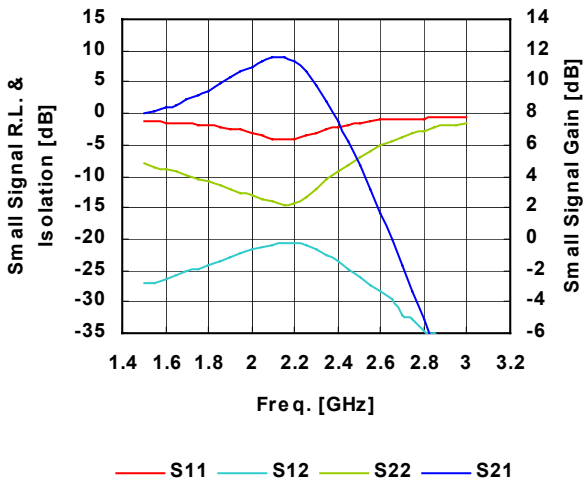


OUTPUT POWER , POWER ADDED EFFICIENCY vs. INPUT POWER



SMALL SIGNAL R.L. vs FREQUENCY

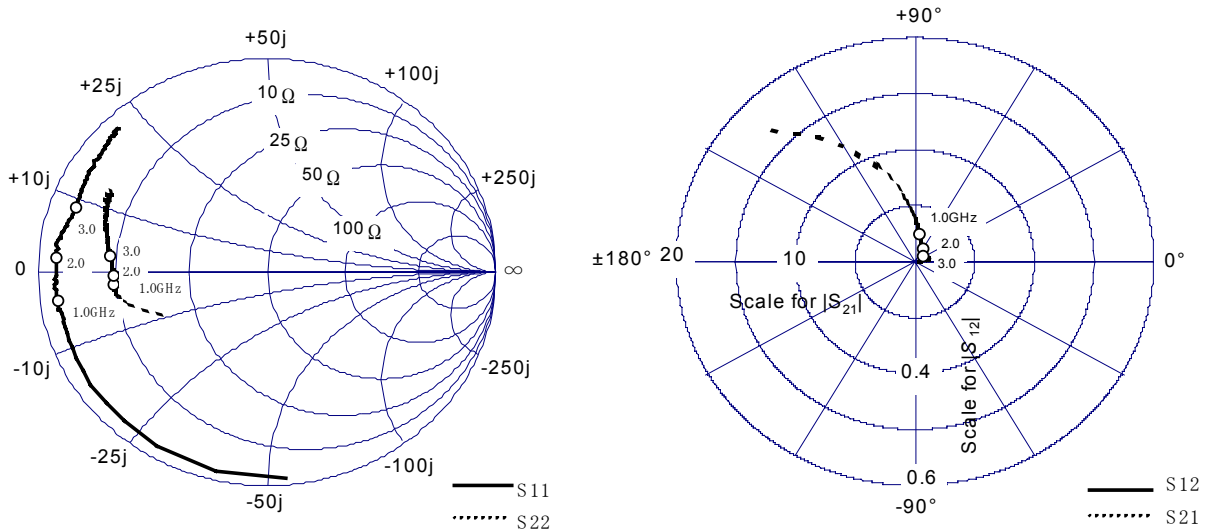
Wide Band Tuning (1.8GHz ~ 2.2GHz)



FLU35ZM

L-Band Medium & High Power GaAs FET

■ S-PARAMETER



VDS=10V, IDS=0.6IDSS(TYP.)

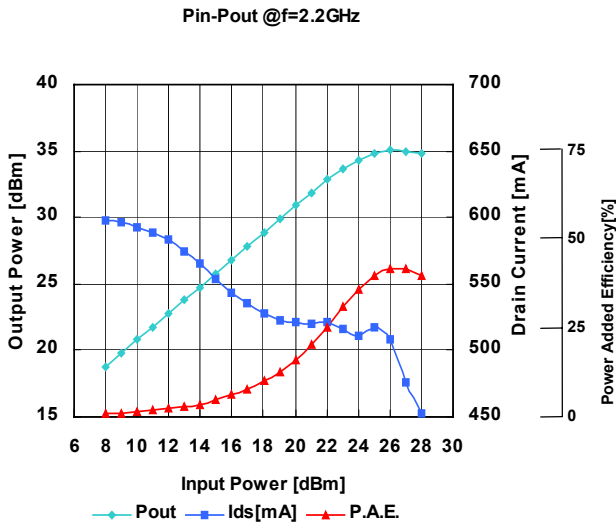
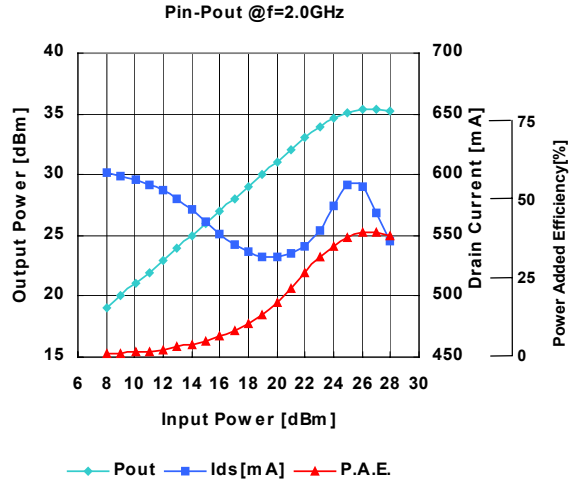
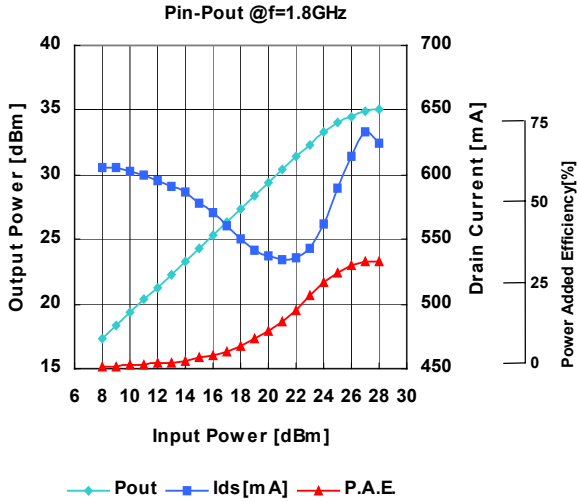
Freq [GHz]	S11		S21		S12		S22	
	MAG	ANG	MAG	ANG	MAG	ANG	MAG	ANG
0.5	0.92	-157.14	4.75	94.86	0.03	14.31	0.67	-172.46
1	0.92	-171.65	2.45	81.26	0.03	9.28	0.67	-175.16
1.5	0.92	-178.09	1.69	70.63	0.03	7.87	0.66	-176.48
2	0.92	175.59	1.32	61.24	0.03	11.56	0.67	-178.45
2.5	0.92	168.62	1.08	50.14	0.03	10.17	0.67	178.10
3	0.89	159.87	0.90	39.03	0.03	16.31	0.69	173.63
3.5	0.90	150.98	0.76	27.30	0.03	13.26	0.71	167.99
4	0.91	143.89	0.64	16.94	0.03	14.12	0.74	162.05
4.5	0.93	137.22	0.54	6.74	0.03	7.95	0.77	156.46
5	0.93	133.89	0.45	-1.01	0.03	9.18	0.78	151.30

FLU35ZM

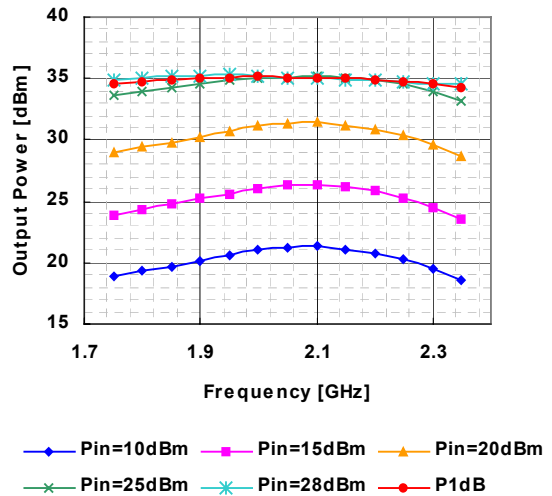
L-Band Medium & High Power GaAs FET

OUTPUT POWER , DRAIN CURRENT vs. INPUT POWER

@ VDS=10V, IDS(DC)=0.6IDSS



OUTPUT POWER vs. FREQUENCY

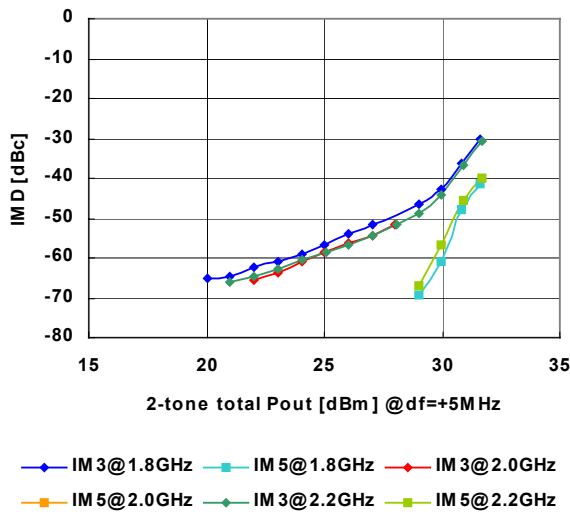


FLU35ZM

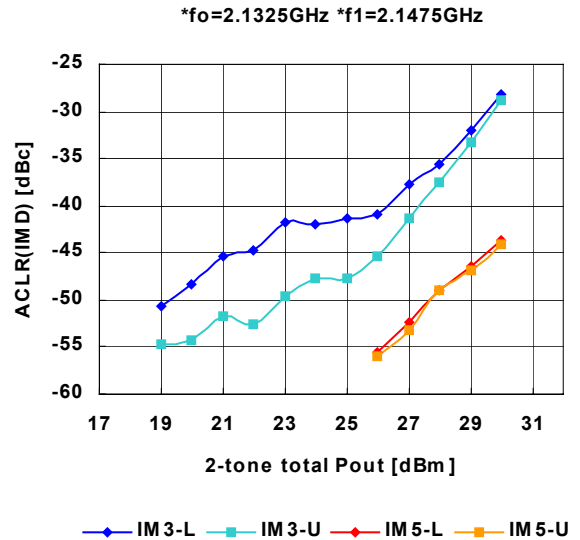
L-Band Medium & High Power GaAs FET

@ VDS=10V, IDS(DC)=0.6IDSS

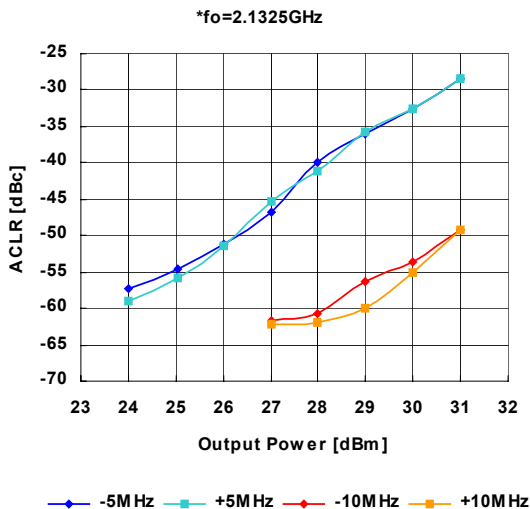
IMD vs OUTPUT POWER(2-tone)



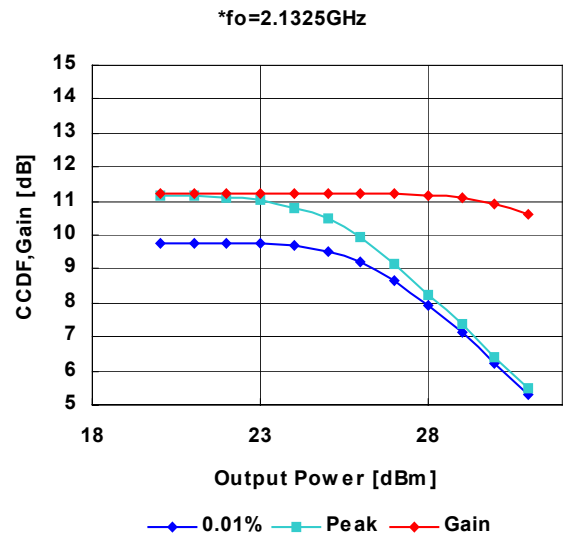
W-CDMA 2-CARRIER IMD(ACLR)



W-CDMA SINGLE CARRIER ACLR



W-CDMA SINGLE CARRIER CCDF AND GAIN

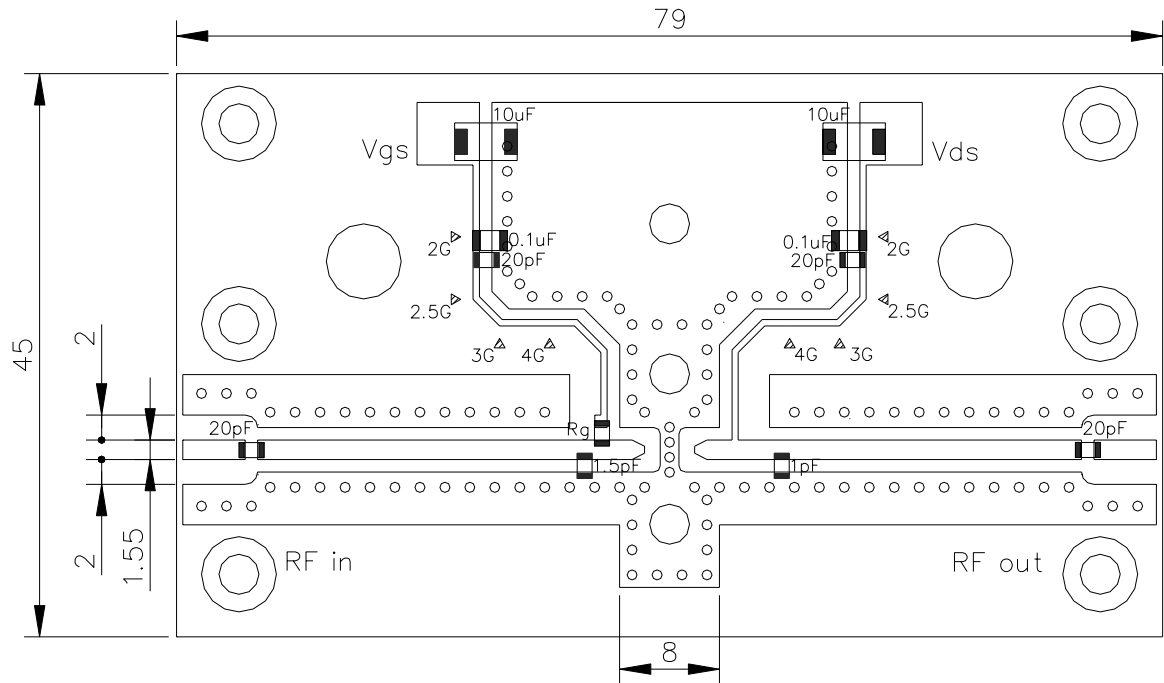


Note : *All signal are W-CDMA modulation at 3GPP3.4.12-00 BS-1 64ch non clipping.

FLU35ZM

L-Band Medium & High Power GaAs FET

Recommended Bias Circuit and Internal Block Diagram



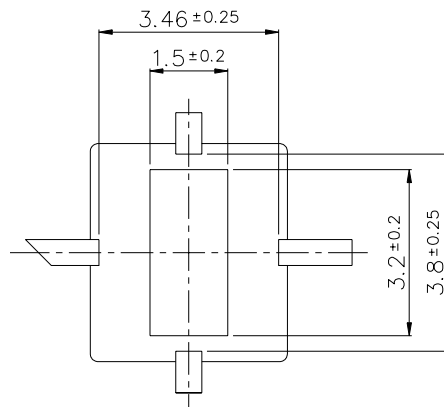
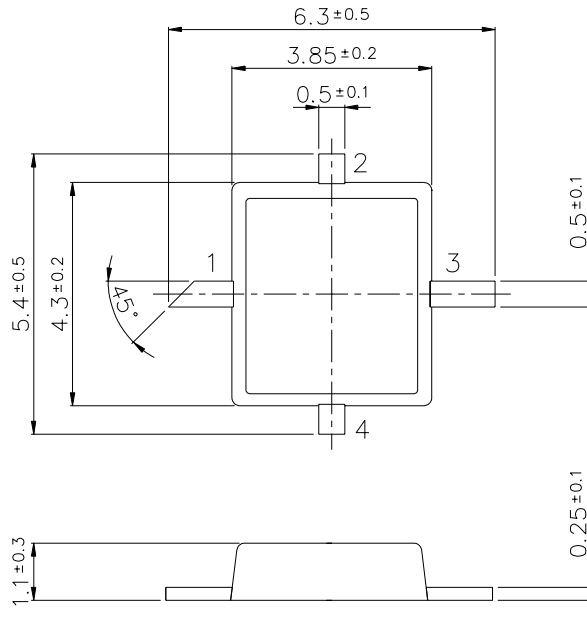
<Board information>
 $\epsilon_r=3.5$, $t=0.8$

* Board was tuned for wide band performance that is presented in page 4 and 5.

FLU35ZM

L-Band Medium & High Power GaAs FET

■ Package Outline



- 1 : Gate
 - 2. Source
 - 3. Drain
 - 4. Source
- Unit : mm

FLU35ZM

L-Band Medium & High Power GaAs FET

For further information please contact :

Eudyna Devices USA Inc.
2355 Zanker Rd.
San Jose, CA 95131-1138, U.S.A.
TEL: (408) 232-9500
FAX: (408) 428-9111
www.us.eudyna.com

Eudyna Devices Europe Ltd.
Network House
Norreys Drive
Maidenhead, Berkshire SL6 4FJ
United Kingdom
TEL: +44 (0) 1628 504800
FAX: +44 (0) 1628 504888

Eudyna Devices Asia Pte. Ltd.
Hong Kong Branch
Rm.1101, Ocean Centre, 5 Canton Road
Tsim Sha Tsui, Kowloon, Hong Kong
TEL: +852-2377-0227
FAX: +852-2377-3921

Eudyna Devices Inc.
Sales Division
1, Kanai-cho, Sakae-ku
Yokohama, 244-0845, Japan
TEL +81-45-853-8156
FAX +81-45-853-8170

CAUTION

Eudyna Devices Inc. products contain **gallium arsenide (GaAs)** which can be hazardous to the human body and the environment. For safety, observe the following procedures:

- Do not put these products into the mouth.
- Do not alter the form of this product into a gas, powder, or liquid through burning, crushing, or chemical processing as these by-products are dangerous to the human body if inhaled, ingested, or swallowed.
- Observe government laws and company regulations when discarding this product. This product must be discarded in accordance with methods specified by applicable hazardous waste procedures.

Eudyna Devices Inc. reserves the right to change products and specifications without notice. The information does not convey any license under rights of Eudyna Devices Inc. or others.

© 2004 Eudyna Devices USA Inc.
Printed in U.S.A.