

SURFACE MOUNT SCHOTTKY BARRIER RECTIFIER

VOLTAGE RANGE 20 to 40 Volts CURRENT 4.0 Ampere

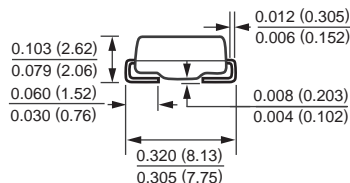
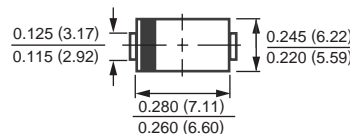
FEATURES

- * Ideal for surface mounted applications
- * Low leakage current
- * Metallurgically bonded construction
- * Mounting position: Any
- * Weight: 0.24 gram

LOW VF



DO-214AB



Dimensions in inches and (millimeters)

MAXIMUM RATINGS AND ELECTRICAL CHARACTERISTICS

Ratings at 25 °C ambient temperature unless otherwise specified.
 Single phase, half wave, 60 Hz, resistive or inductive load.
 For capacitive load, derate current by 20%.

MAXIMUM RATINGS (At TA = 25°C unless otherwise noted)

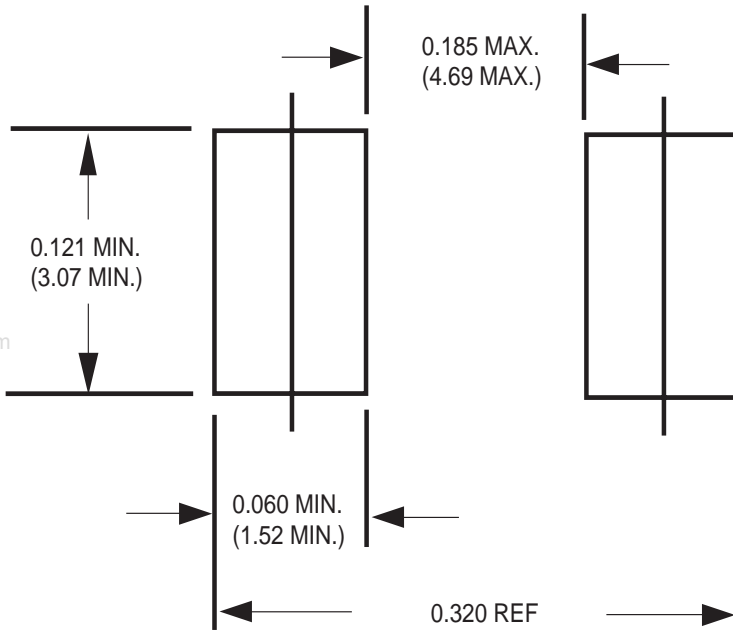
RATINGS	SYMBOL	FM420M	FM430M	FM440M	UNITS
Maximum Recurrent Peak Reverse Voltage	VRRM	20	30	40	Volts
Maximum RMS Voltage	VRMS	14	21	28	Volts
Maximum DC Blocking Voltage	VDC	20	30	40	Volts
Maximum Average Forward Rectified Current at Derating Lead Temperature	IO	4.0			Amps
Peak Forward Surge Current 8.3 ms single half sine-wave superimposed on rated load (JEDEC method)	IFSM	150			Amps
Typical Thermal Resistance (Note 1, 2)	RθJA	50			°C/W
	RθJL	14			°C/W
Operating Temperature Range	TJ	-65 to + 125			°C
Storage Temperature Range	TSTG	-65 to + 150			°C

ELECTRICAL CHARACTERISTICS (At TA = 25°C unless otherwise noted)

CHARACTERISTICS	SYMBOL	FM420M	FM430M	FM440M	UNITS
Maximum Instantaneous Forward Voltage at 4.0A DC	VF	0.42			Volts
Maximum Average Reverse Current at Rated DC Blocking Voltage	IR	@ TA = 25°C			mAmps
		@ TA = 100°C			10

NOTES : 1. Thermal Resistance (Junction to Ambient).
 2. P.C.B Monuted with 0.2X0.2" (5.0X5.0mm²) copper pad area.

Mounting Pad Layout



Dimensions in inches and (millimeters)