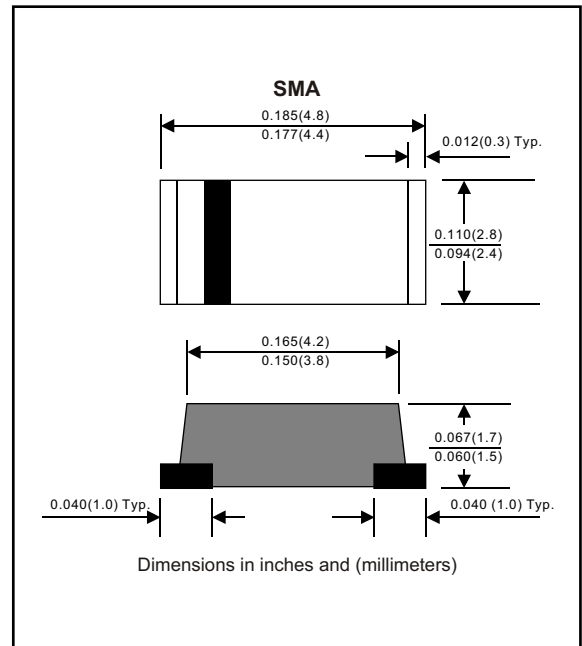


# FM5820-A THRU FM5822-A

Silicon epitaxial planer type

## Features

- Plastic package has Underwriters Laboratory Flammability Classification 94V-O Utilizing Flame Retardant Epoxy Molding Compound.
- For surface mounted applications.
- Exceeds environmental standards of ML-S-19500 / 228
- Low leakage current



## Mechanical data

Case : Molded plastic, JEDEC DO-214AC

Terminals : Solder plated, solderable per MIL-STD-750, Method 2026

Polarity : Indicated by cathode band

Mounting Position : Any

Weight : 0.0015 ounce, 0.15 gram

## MAXIMUM RATINGS (AT $T_A=25^\circ\text{C}$ unless otherwise noted)

PARAMETER	CONDITIONS	Symbol	MIN.	TYP.	MAX.	UNIT
Forward rectified current	See Fig.1	$I_O$			3.0	A
Forward surge current	8.3ms single half sine-wave superimposed on rate load (JEDEC methode)	$I_{FSM}$			80	A
Reverse current	$V_R = V_{RRM} T_A = 25^\circ\text{C}$	$I_R$			2.0	mA
	$V_R = V_{RRM} T_A = 125^\circ\text{C}$				20	mA
Thermal resistance	Junction to ambient	$R_{QJA}$			80	$^\circ\text{C} / \text{w}$
Diode junction capacitance	f=1MHz and applied 4vDC reverse voltage	$C_J$		250		pF
Operating temperature		$T_{STG}$	-55		+150	$^\circ\text{C}$

SYMBOLS	MARKING CODE	$V_{RRM}^{*1}$ (V)	$V_{RMS}^{*2}$ (V)	$V_R^{*3}$ (V)	$V_F^{*4}$ (V)	Storage temperature ( $^\circ\text{C}$ )
FM5820	SK32	20	14	20	0.475	-55 to +125
FM5821	SK33	30	21	30	0.500	
FM5822	SK34	40	28	40	0.525	

\*1 Repetitive peak reverse voltage

\*2 RMS voltage

\*3 Continuous reverse voltage

\*4 Maximum forward voltage

## RATING AND CHARACTERISTIC CURVES (FM5820-A THRU FM5822-A)

FIG.1-TYPICAL FORWARD CURRENT DERATING CURVE

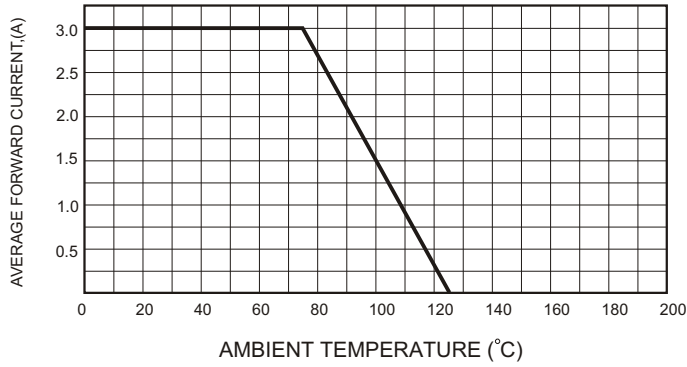


FIG.2-TYPICAL FORWARD CHARACTERISTICS

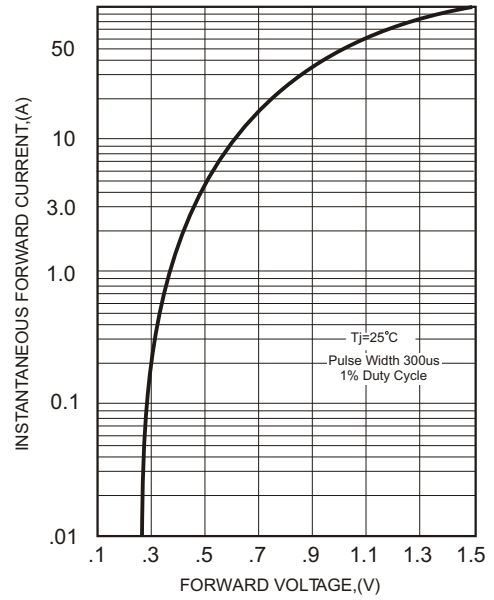


FIG.3-MAXIMUM NON-REPETITIVE FORWARD SURGE CURRENT

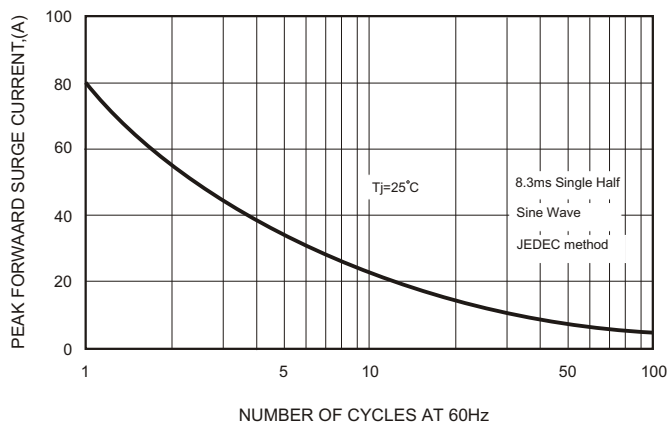


FIG.4-TYPICAL JUNCTION CAPACITANCE

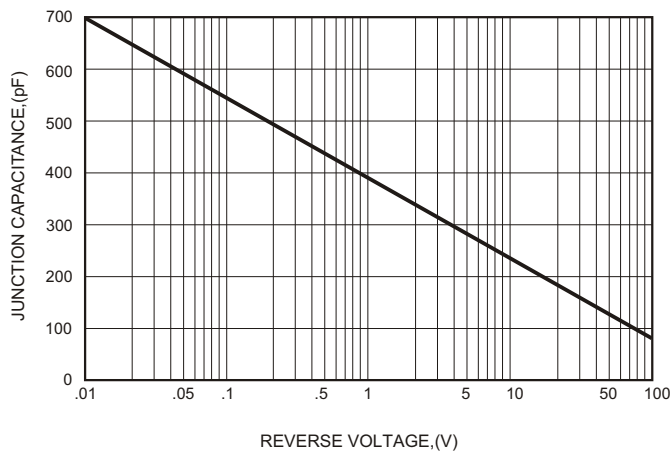


FIG.5 - TYPICAL REVERSE CHARACTERISTICS

