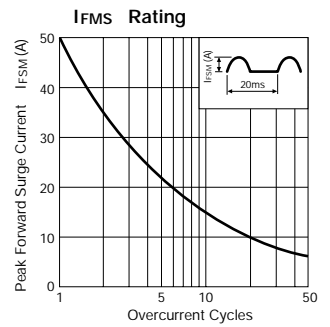
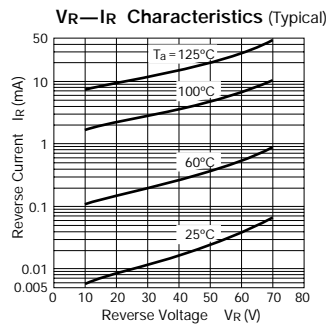
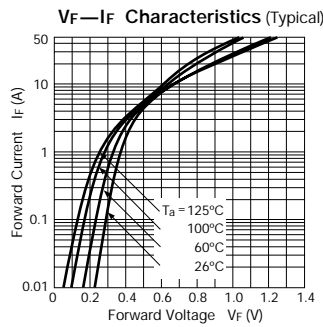
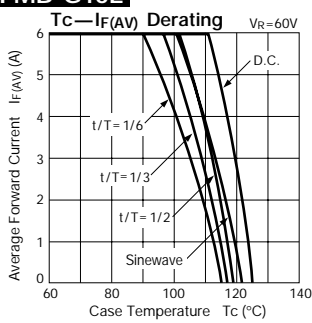


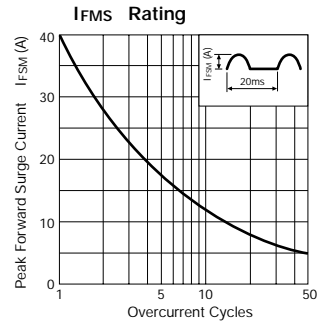
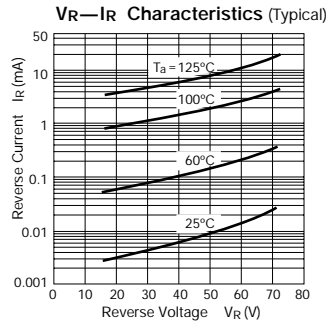
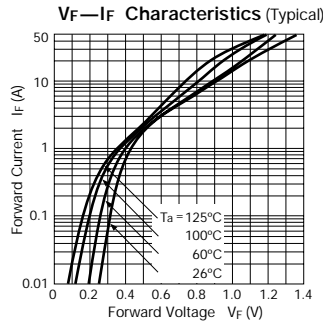
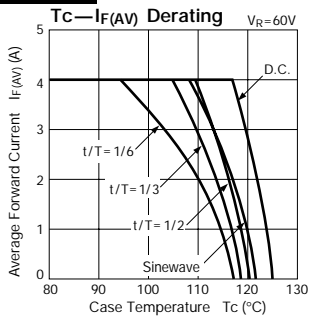
Schottky Barrier Diodes 60V

Parameter Type No.	Absolute Maximum Ratings					Electrical Characteristics (Ta=25°C)					Others			
	V _{RM} (V)	I _{F(AV)} (A)	I _{FSM} (A)	T _J (°C)	T _{stg} (°C)	V _F (V)	I _R (mA)	I _{R(H)} (mA)	t _{rr} (ns)	R _{th(j-c)} (°C/W)	Mass (g)	Remarks	Fig.	
														max per element
FMB-G16L	60	6.0	50	-40 to +150	0.62	5.0	5.0	50	100	100/100	4.0	2.1	1 Chip	Ⓐ
FMB-26		4.0	40			2.0	1.0	20					Ⓑ	
FMB-26L		10.0	50			5.0	2.5	50					Center-tap	Ⓒ
FMB-36		15.0	100			7.5	5.0	75						
FMB-36M		30.0	150			15.0	10.0	150						

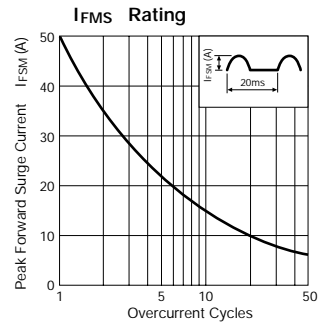
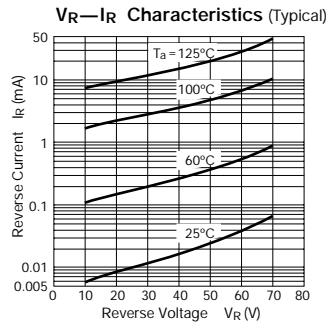
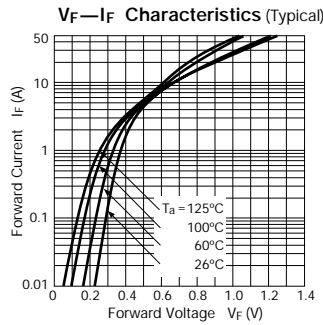
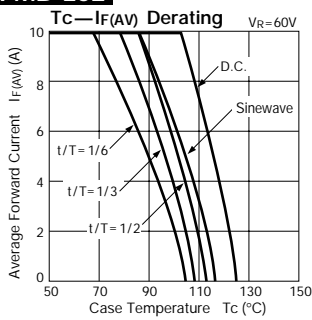
FMB-G16L



FMB-26



FMB-26L



External Dimensions

(Unit: mm) (Full-mold)
Flammability:
UL94V-0 or Equivalent

Fig. Ⓐ

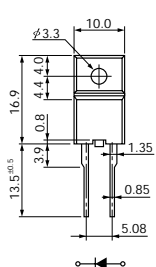


Fig. Ⓑ

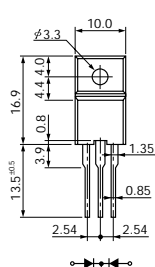
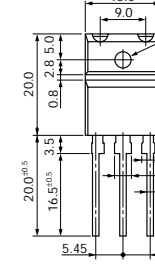
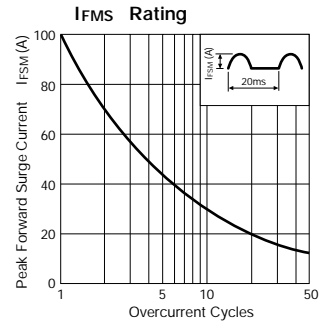
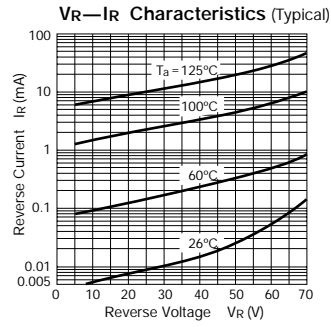
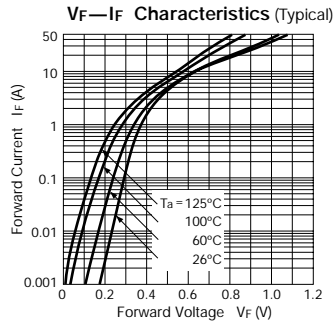
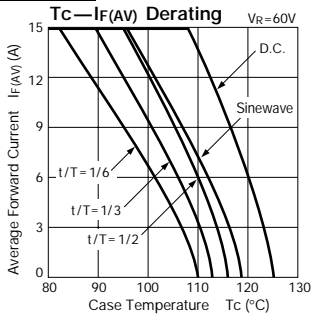


Fig. Ⓒ



FMB-36



FMB-36M

