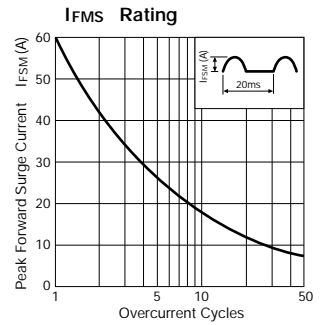
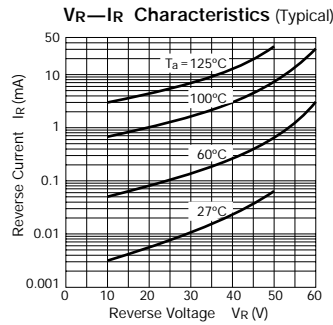
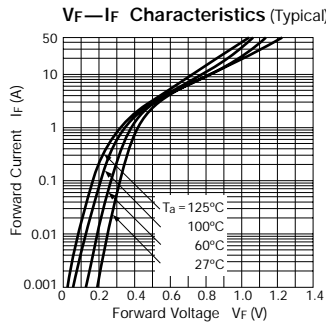
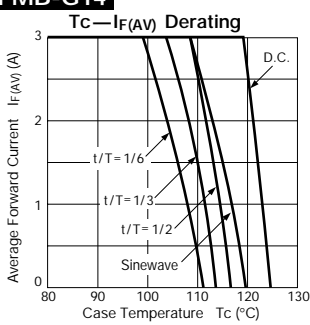


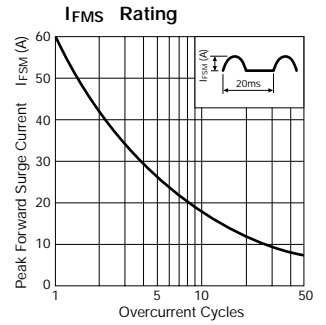
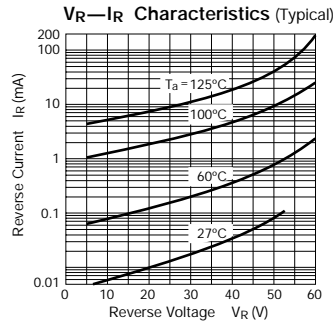
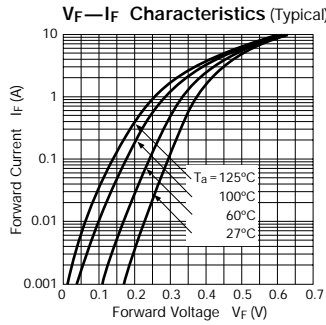
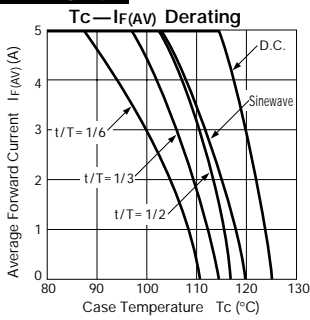
Schottky Barrier Diodes 40V

Parameter Type No.	Absolute Maximum Ratings					Electrical Characteristics (Ta=25°C)					Others		
	VRM (V)	IF(AV) (A)	IFSM (A) 50Hz Half-cycle Sinewave Single Shot	TJ (°C)	Tstg (°C)	VF (V) max	IR (mA) VR=VRM max	IR (H) (mA) VR=VRM Ta=100°C max	trr (ns)	Rth (j-c) (°C/W)	Mass (g)	Fig.	
													IF (A)
FMB-G14	40	3.0	60	-40 to +150	0.55	3.0	5.00	100	100	100/100	4.0	2.1	Ⓐ
FMB-G14L		5.0				5.0							
FMB-G24H		10.0				10.00							

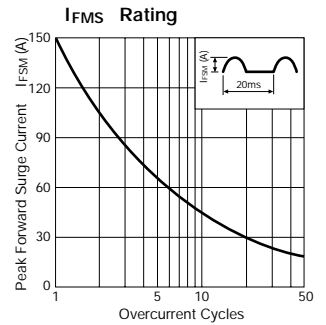
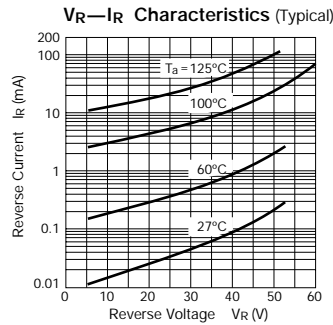
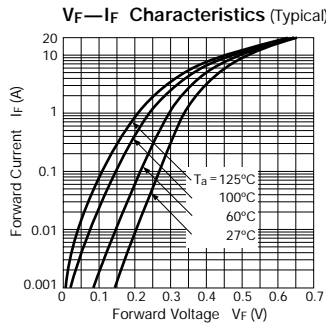
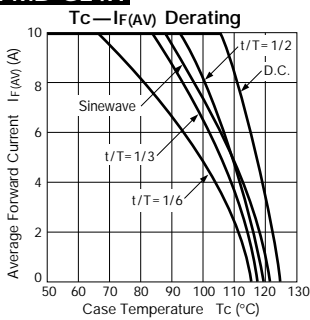
FMB-G14



FMB-G14L



FMB-G24H



External Dimensions

(Unit: mm) (Full-mold)

Flammability:
UL94V-0 or Equivalent

