Ultra-Fast-Recovery Rectifier Diodes

Parameter / Type No.	Absolute Maximum Ratings					Electrical Characteristics (Ta=25°C)									Others	
	V_{RM} (V)	$I_{F(AV)}$ (A)	I_{FSM} (A) 50Hz Half-cycle Sinewave Single Shot	Tj (°C)	Tstg (°C)	V_F (V) max	I_F (A)	I_R (mA) $V_R=V_{RM}$ max	I_R (H) (mA) $V_R=V_{RM}$ Ta=100°C max	t_{rr}① (ns)	I_F/I_{RP} (mA)	t_{rr}② (ns)	I_F/I_{RP} (mA)	Rth (j-c) (°C/W)	Mass (g)	Fig.
FMG-12S/R	200	5.0	35	–40 to +150		1.80	2.5	0.5	1.5	100	100/100	50	100/200	4.0	2.1	Ⓐ
FMG-13S/R	300															
FMG-14S/R	400					2.00										

FMG-12S/R, 13S/R

Tc—$I_{F(AV)}$ Derating

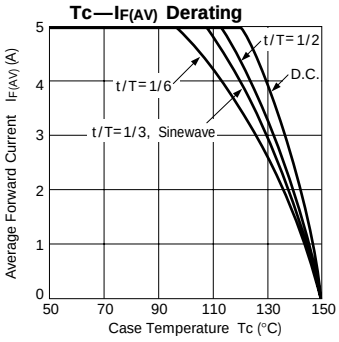

V_F—I_F Characteristics (Typical)

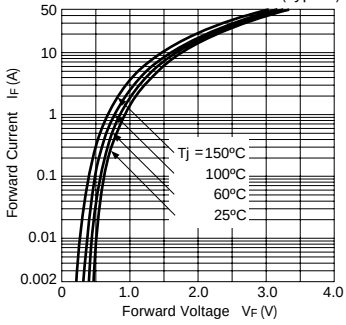

I_{FMS} Rating

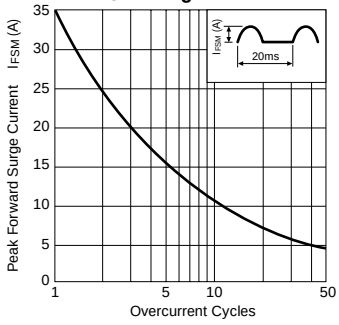

FMG-14S/R

Tc—$I_{F(AV)}$ Derating

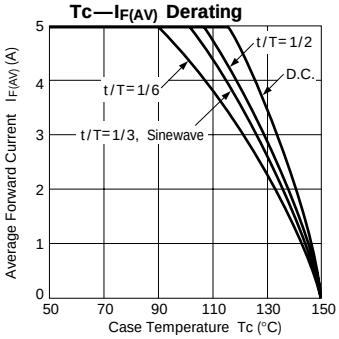

V_F—I_F Characteristics (Typical)

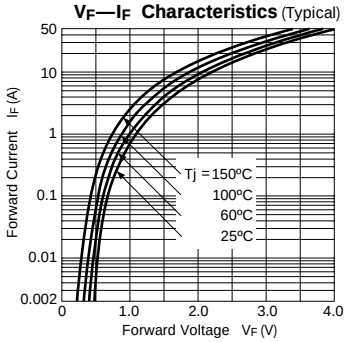

I_{FMS} Rating

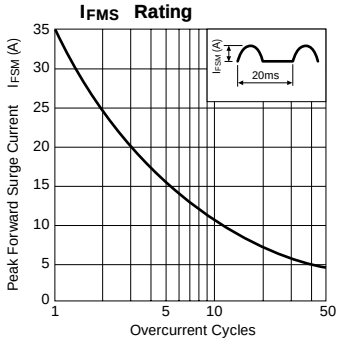

External Dimensions
(Unit: mm) (Full-mold)

Flammability:
UL94V-0 or Equivalent
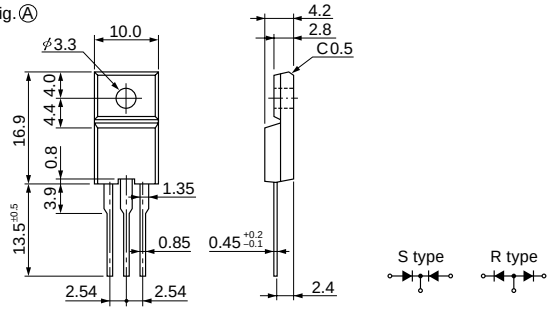
Fig.Ⓐ