

ITT Cannon fiber optic contacts...a standard in the industry. We offer the most complete line of fiber optic contacts, engineered to fit today's MIL-Spec circular, rack and panel, edgecard/LRM, and D Subminiature connectors.






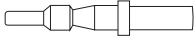


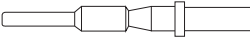








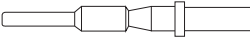






- Conforms to MIL-T-29504 fiber optic termini.
- Fits any size 16 cavity with no modification to connector.

- Designed for use with standard size 16 contact insertion/extraction tool.
- Both pin and socket contact end faces are easily cleaned.

Fiber Optic Contact Performance Data

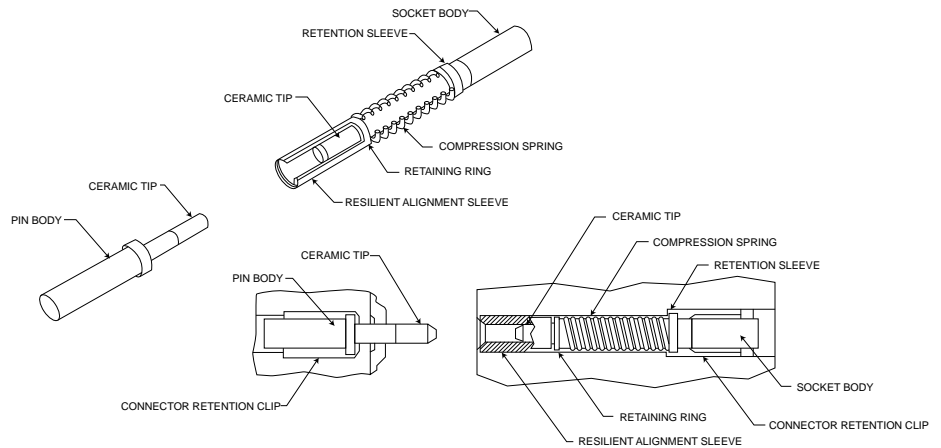
Durability	< 0.5 dB change after 500 matings
Temperature Shock	< 0.5 dB change during and after test
Operating Temperature	- 65°C to + 200°C (Cable/contact dependent)
Vibration, random (16 hrs/MIL-C-38999)	< 0.5 dB change during and after test
Optical Loss Performance	Typical 1.0 dB using 100/140 micron fiber-tested per EIA FOTP-34, Method A

Standard MIL-Spec Connector

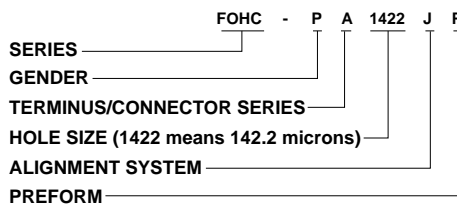
Standard Connector	Cannon Designator	Number of Size #16 Cavities Available Dependent Upon Shell Size	Fiber Optic Contact	
			Socket (Body)	Pin (Body)
 MIL-C-38999 Series I	KJL	1-29	 MIL-T-29504/5	 MIL-T-29504/4
 MIL-C-38999 Series III MIL-C-38999 Series IV	KJA	1-29	 MIL-T-29504/11	 MIL-T-29504/10
 MIL-C-26482 Series I	KPSE	1-31	 MIL-T-29504/9	 MIL-T-29504/8
 MIL-C-26482 Series II MIL-C-83723 Series I MIL-C-83723 Series III	PV7 PVA HTMF	1-31 1-31 1-52	 MIL-T-29504/7	 MIL-T-29504/6
 MIL-C-83733	DPK	Up to 64	 MIL-T-29504/11	 MIL-T-29504/10
 MIL-C-28840	KFS	Up to 8	 MIL-T-29504/9	 MIL-T-29504/8
 ARINC 600	BKAD	Up to 6	 MIL-T-29504/7	 MIL-T-29504/6
 MIL-C-83527	BKW	Up to 30	 MIL-T-29504/7	 MIL-T-29504/6

Ceramic Tip Optical Contacts

ITT Cannon's new precision optical contacts offer superior coupling performance and a simplified termination process. Ceramic zirconia tips more accurately center the fiber within the contact body. A rugged thermoplastic alignment sleeve precisely aligns the mating contacts. Solid state epoxy retained within the contact eliminates any handling of epoxy



How to Order Fiber Optic Hybrid Contacts



SERIES - Fiber Optic Hybrid Contacts

GENDER

P - Pin

S - Socket

TERMINUS/CONNECTOR SERIES

- A - MIL-C-29504/4 & /5: For use in MIL-C-38999 Series I, III & IV Connectors.
- B - MIL-T-29504/10 & /11: For use in MIL-C-83723 Series I, III; MIL-C-83733; and MIL-C-26482 Series II Connectors.
- C - MIL-C-29504/6 & 7; For use in MIL-C-83527; MIL-C-81659; ARINC 600; and ARINC 404 Connectors.
- D - (No Terminus Spec): For use in MIL-C-26482 Series I & MIL-C-26500 Connectors.
- E - (No Terminus Spec): For use in MIL-C-83723 Series II & MIL-C-5015G Connectors.
- F - MIL-C-29504/8 & /9: For use in MIL-C-28840 Connectors.
- G - (No Terminus Spec): For use in MIL-C-83723 Series III/82, /83, /86 & /87 Connectors.
- H - (No Terminus spec): For use in D*M Mark I, G06, E2P (DIN) Fiber Optic/Coaxial Housing.

HOLE SIZE (MICRONS)* - JEWEL

1219	1321	1422	1650	2200	2400	2600	2800
1245	1346	1447	1700	2250	2450	2650	
1270	1372	1550	1750	2300	2500	2700	
1295	1397	1600	1800	2350	2550	2750	

HOLE SIZE (MICRONS)* - CERAMIC TIP

1250	1400	1700
1270	1420	1720
1290	1440	1740

ALIGNMENT SYSTEM

J - Jewel, Synthetic Ruby

P - Precision Ceramic Tip


PREFORM

P - Preform Epoxy Supplied (available for terminus/connector series A, B and G only)

N - No Preform Epoxy Supplied

*For Size not listed, consult factory.

How to Order Fiber Optic Receptacles (Mates with MIL-T-29504/4 Contacts)



SERIES - Fiber Optic Hybrid Contacts

- SHELL STYLE**
- 3 - Receptacle, Device, PCB Mount
 - 4 - Receptacle, Device, Flange Mount
 - 7 - Receptacle, Adapter, In-Line Cable Panel Mount

SEALING

N - Non-Sealed

S - Sealed



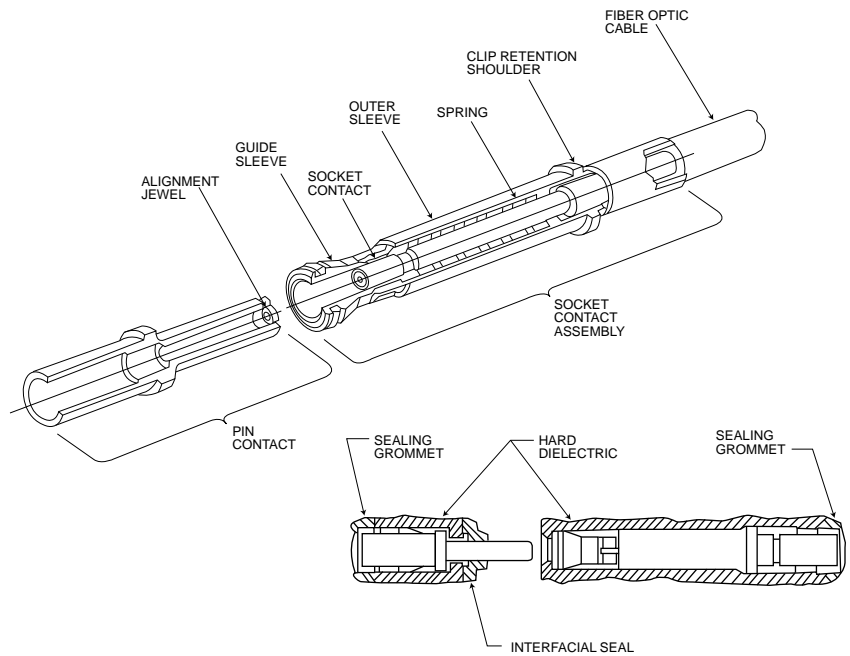
Adapter for in-line cable mechanical splice.



Receptacle for mounting T0-18/T0-46/T0-52 devices.

Jewel Ferrule Alignment System

Cannon's patented* optical contacts allow the use of all standard fibers via the field-proven jewel ferrule alignment system in a size 16 pin or socket contact. The jewel ferrule system provides precise alignment regardless of fiber size, accommodates fiber tolerances, eliminates the requirement for a minimum end gap, and allows for spring loading of contacts.



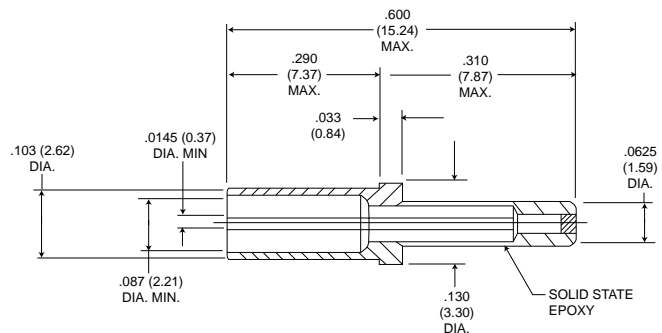
*U.S. Patent No 4,351,586, No. 3,947,182, and No. 4,747,658

Solid State Epoxy

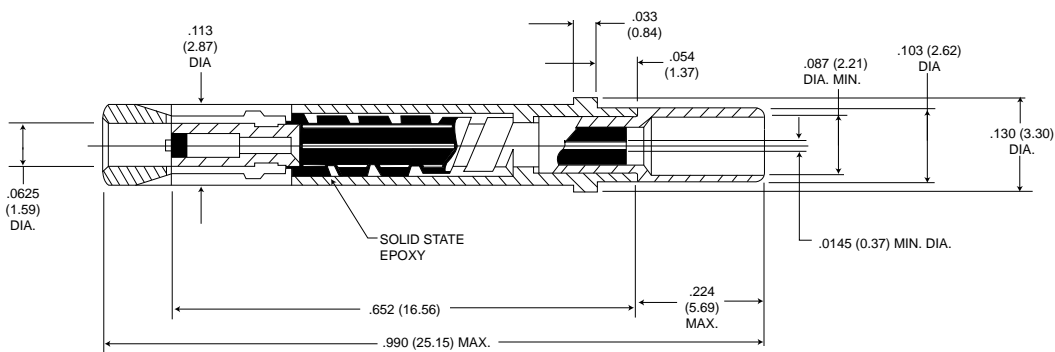
Since the advent of fiber optics, fibers have been terminated in optical contacts using messy two-part liquid epoxy. This process is cumbersome and not conducive to high volume production.

Optical contacts are now available with solid state epoxy. The fiber is inserted into the contact and the epoxy is reflowed in a cure fixture. No mixing of liquids is required; the volume and flow viscosity is controlled, resulting in a perfect bond and the elimination of clean-up.

Pin



Socket



Note: Dimensions are for 38999 contacts.