

FOVT

dV/dT Output Filter

www.DataSheet4U.com

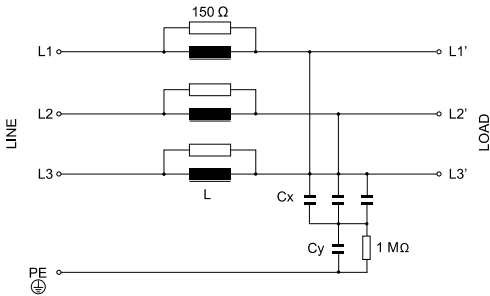
General Specifications

Maximum operating voltage: 550V±15.
 Operating frequency: 50-60Hz.
 Hipot test voltage:
 L/N -> PE: 3000Vdc 2s.
 L -> N: 2250Vdc 2s.
 Application class:
 HPF Acc. TO DIN 40040
 (-25°C/+85°C/95% RH, 30d).
 Flammability class: UL 94 V2.
 Inverter Switching Frequency: 4-16kHz.
 Max. Length of motor cable: 50m.



RFI Power Line Filters

Electrical schematics

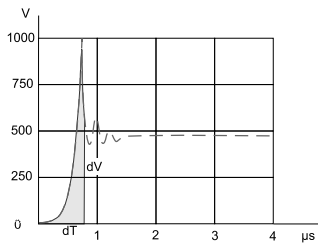
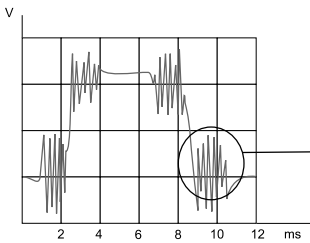


dV/dT Output Filter

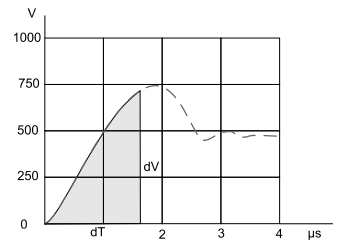
Output 3 phase filter for inverter.
 Minimizes Frequency Inverter dV/dT Values.
 For long motor cables.
 Increases motor life.
 Reduces motor heating.

Product List

Type	I@50°C	L	CX	CY	L _{leakage}	Connection	Weight ±g
FOVT-008B	8 Amp	0,2 mH	4,7 nF	100 nF	258 µA	4mm	1600
FOVT-016B	16 Amp	0,2 mH	4,7 nF	100 nF	258 µA	4mm	2200
FOVT-025B	25 Amp	0,2 mH	4,7 nF	100 nF	258 µA	6mm	4500
FOVT-036B	36 Amp	0,2 mH	4,7 nF	100 nF	258 µA	10mm	5800



WITHOUT FOVT FILTER dV/dT



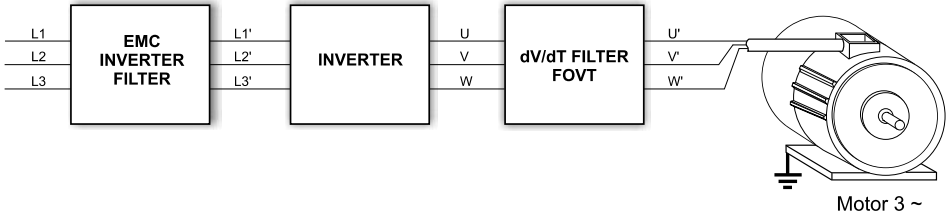
WITH FOVT FILTER dV/dT

FOVT

dV/dT Output Filter

www.DataSheet4U.com

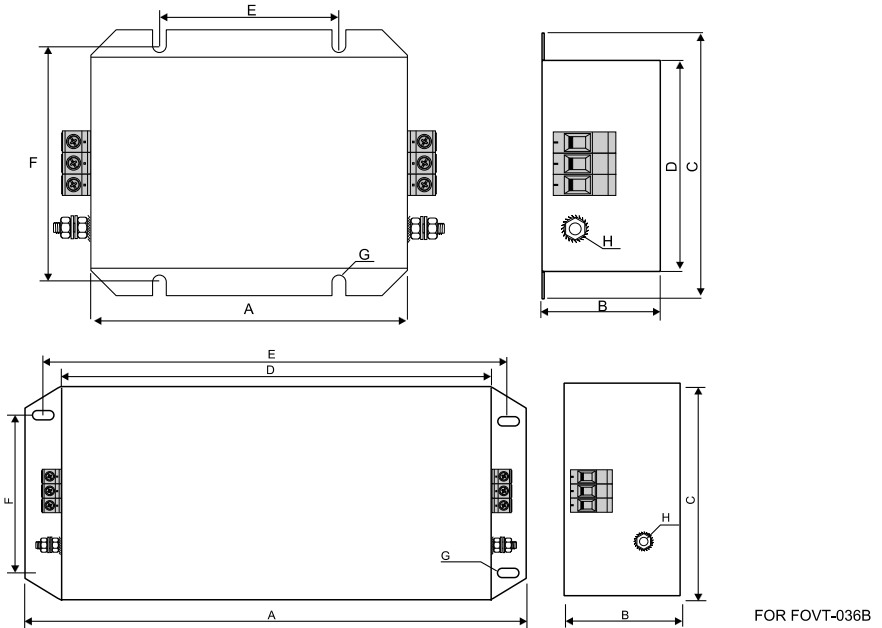
RFI Power Line Filters



Fast switching generated by inverter IGBTs causes high voltage ramps (greater than 4000V/ μ s), that may be even higher in the motor windings. The fast switching can also shorten the motor life and limit maximum cable lengths.

By using a PREMO EMC dV/dT filter, you can guarantee that the maximum peak voltage will be under 1000V, with a dV/dT value less than 500 V/ μ s.

This voltage peak suppression will also reduce EMI interference from the inverter, will increase its life and improve its performance.



FOR FOVT-036B

	A	B	C	D	E	F	G	H
FOVT-008B	49	58	85	105	51	95	5,3	M6
FOVT-016B	150	56	100	126	85	116	5,3	M6
FOVT-025B	231	71	119	151	115	135	5,3	M6
FOVT-036B	350	81	149	300	325			

www.DataSheet4U.com