



FP203

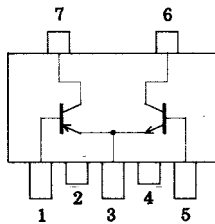
PNP/NPN Epitaxial Planar Silicon Transistors

Push-Pull Circuits

Features

- Composite type with 2 transistors of PNP transistor and NPN transistor, facilitating high-density mounting.
- The FP203 is formed with chips, being equivalent to the 2SB1122 and 2SD1622, placed in one package.

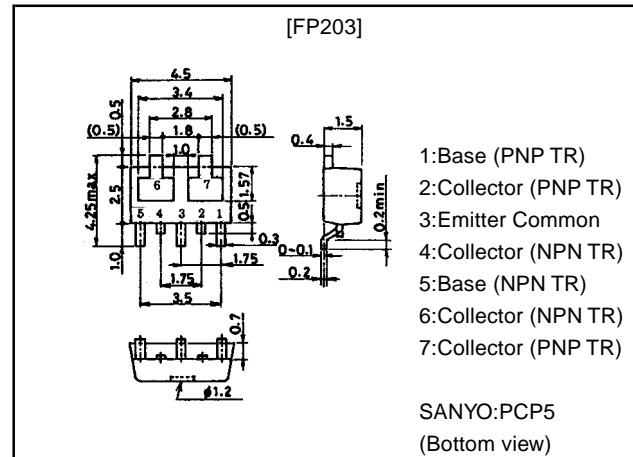
Electrical Connection



- 1:Base (PNP TR)
 2:Collector (PNP TR)
 3:Emitter Common
 4:Collector (NPN TR)
 5:Base (NPN TR)
 6:Collector (NPN TR)
 7:Collector (PNP TR)
 (Top view)

Package Dimensions

unit:mm
 2097A



- 1:Base (PNP TR)
 2:Collector (PNP TR)
 3:Emitter Common
 4:Collector (NPN TR)
 5:Base (NPN TR)
 6:Collector (NPN TR)
 7:Collector (PNP TR)

SANYO:PCP5
 (Bottom view)

Specifications

Absolute Maximum Ratings at $T_a = 25^\circ\text{C}$

() : PNP

Parameter	Symbol	Conditions	Ratings	Unit
Collector-to-Base Voltage	V_{CB0}		(-)60	V
Collector-to-Emitter Voltage	V_{CEO}		(-)50	V
Emitter-to-Base Voltage	V_{EBO}		(-)5	V
Collector Current	I_C		(-)1	A
Collector Current (Pulse)	I_{CP}		(-)2	A
Base Current	I_B		(-)0.2	A
Collector Dissipation	P_C	Mounted on ceramic board (250mm ² ×0.8mm) 1unit	0.75	W
Total Dissipation	P_T	Mounted on ceramic board (250mm ² ×0.8mm)	1.0	W
Junction Temperature	T_j		150	°C
Storage Temperature	T_{stg}		-55 to +150	°C

Electrical Characteristics at $T_a=25^\circ\text{C}$

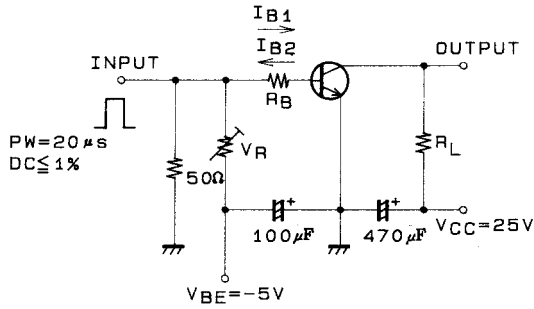
Parameter	Symbol	Conditions	Ratings			Unit
			min	typ	max	
Collector Cutoff Current	I_{CBO}	$V_{CB} = (-)50\text{V}, I_E = 0$			(-)100	nA
Emitter Cutoff Current	I_{EBO}	$V_{EB} = (-)4\text{V}, I_C = 0$			(-)100	nA
DC Current Gain	h_{FE}	$V_{CE} = (-)2\text{V}, I_C = (-)100\text{mA}$	140		400	
Gain-Bandwidth Product	f_T	$V_{CE} = (-)10\text{V}, I_C = (-)50\text{mA}$		150		MHz
Output Capacitance	C_{ob}	$V_{CB} = (-)10\text{V}, f = 1\text{MHz}$		(12)		pF
C-E Saturation Voltage	$V_{CE(sat)}$	$I_C = (-)500\text{mA}, I_B = (-)50\text{mA}$		(-180)	(-400)	mV
B-E Saturation Voltage	$V_{BE(sat)}$	$I_C = (-)500\text{mA}, I_B = (-)50\text{mA}$		(-)0.9	(-)1.2	V
C-B Breakdown Voltage	$V_{(BR)CBO}$	$I_C = (-)10\mu\text{A}, I_E = 0$	(-)60			V
C-E Breakdown Voltage	$V_{(BR)CEO}$	$I_C = (-)1\text{mA}, R_{BE} = \infty$	(-)50			V
E-B Breakdown Voltage	$V_{(BR)EBO}$	$I_E = (-)10\mu\text{A}, I_C = 0$	(-)5			V
Turn-ON Time	t_{on}	See specified Test Circuit		40		ns
Storage Time	t_{stg}	See specified Test Circuit		(300) 350		ns
Fall Time	t_f	See specified Test Circuit		30		ns

Marking:203

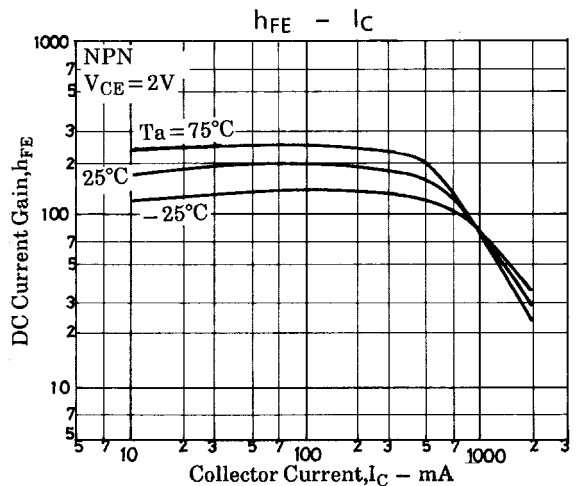
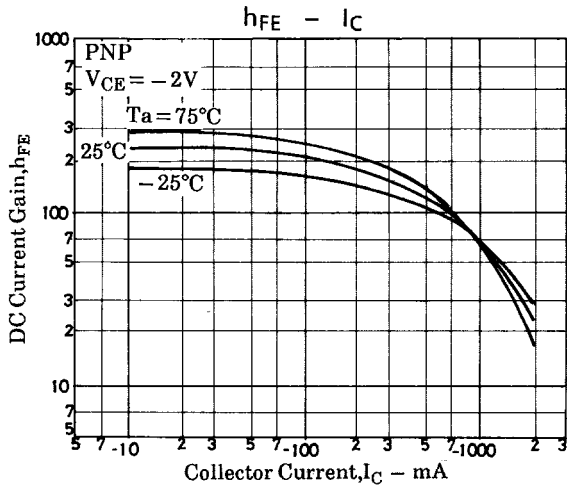
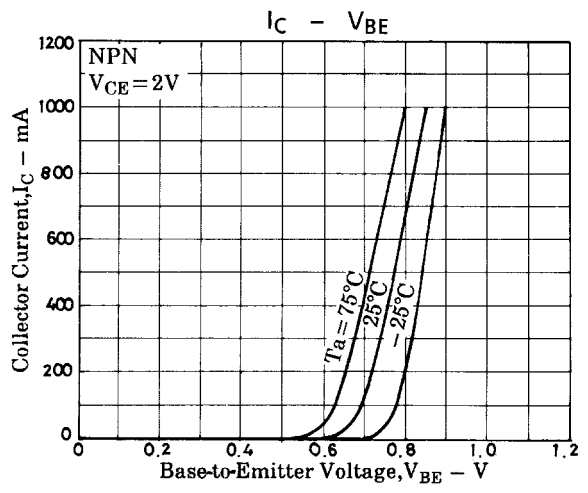
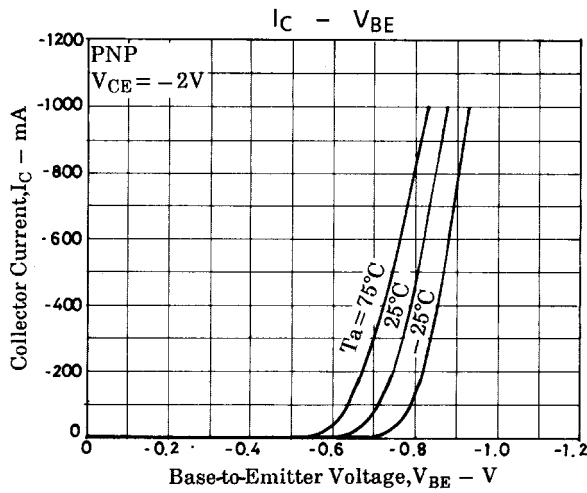
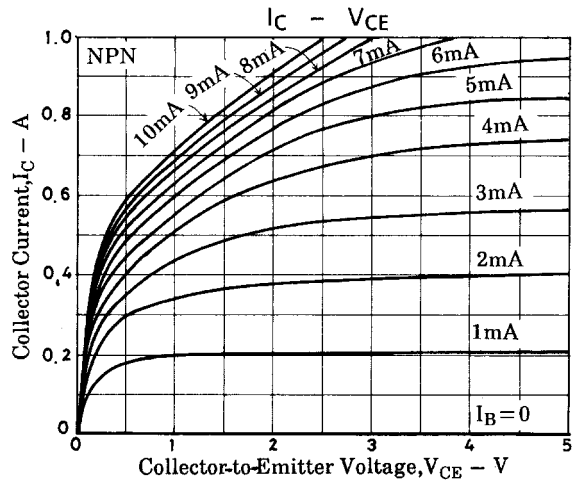
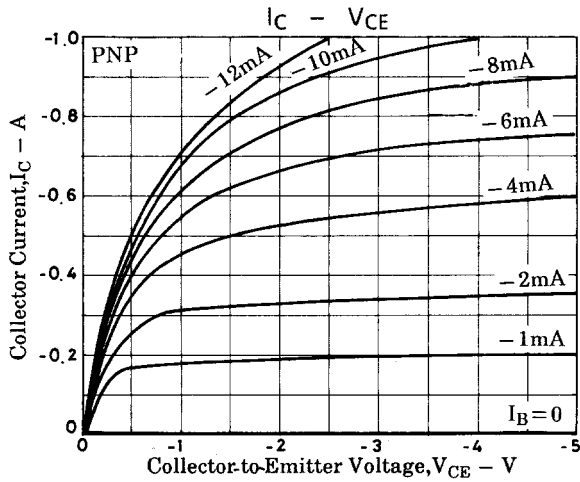
SANYO Electric Co., Ltd. Semiconductor Business Headquarters

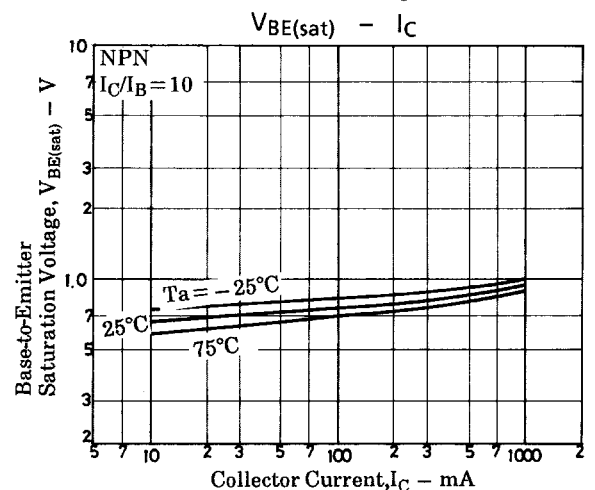
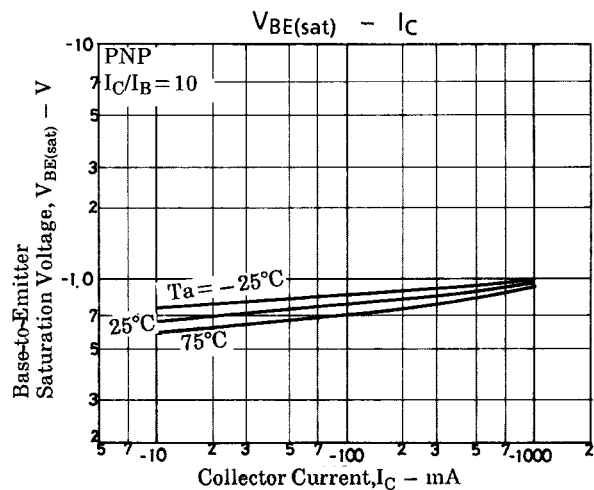
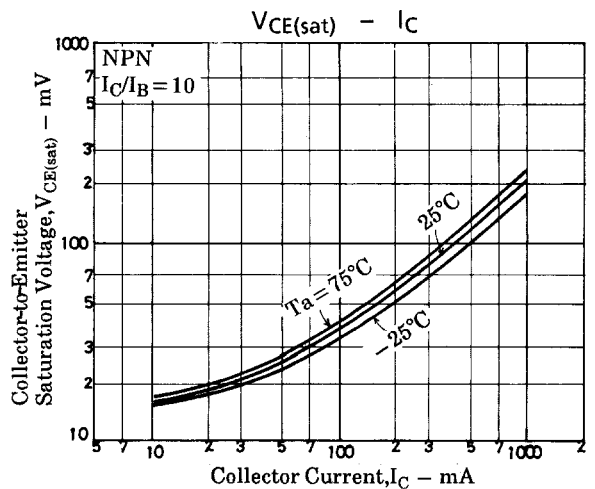
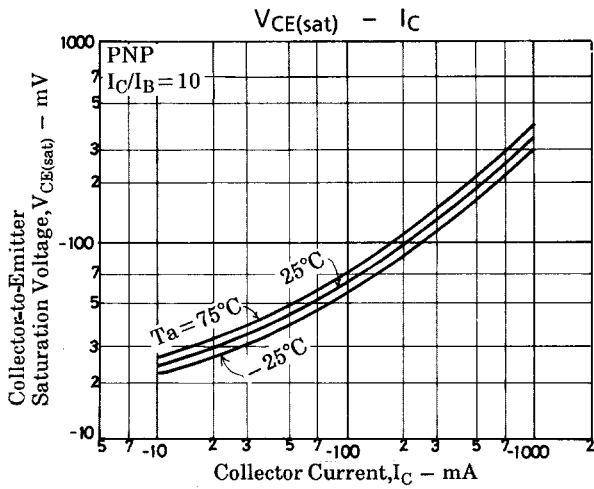
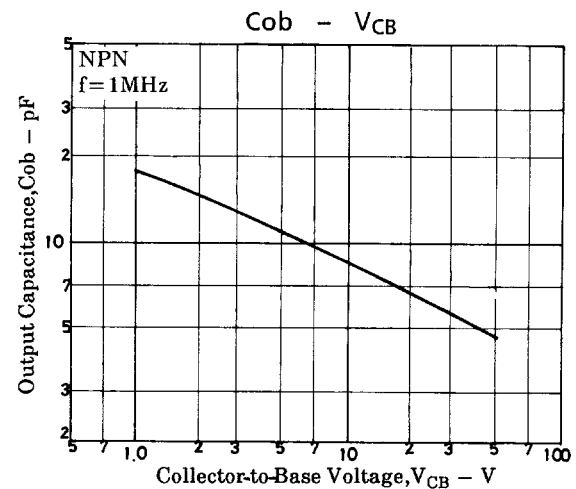
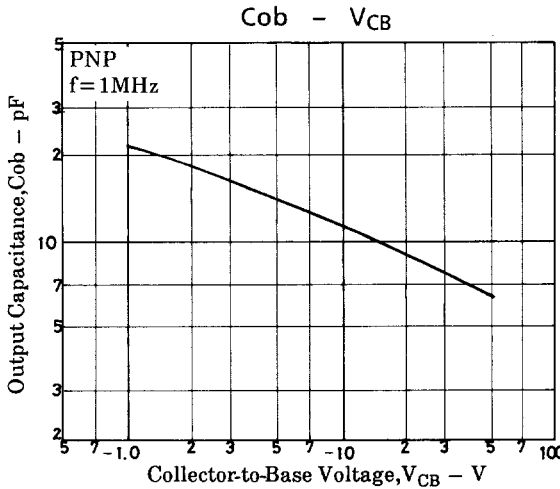
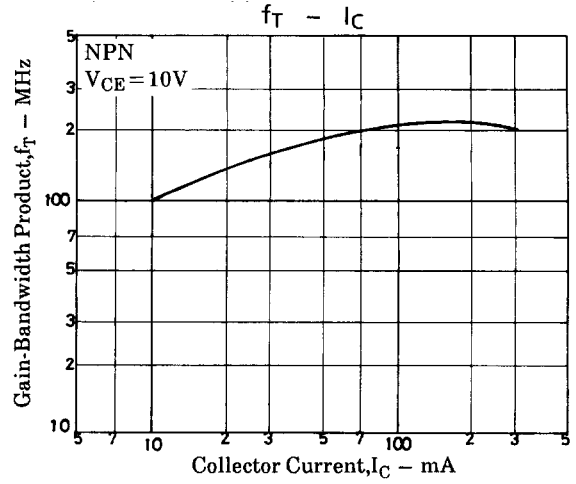
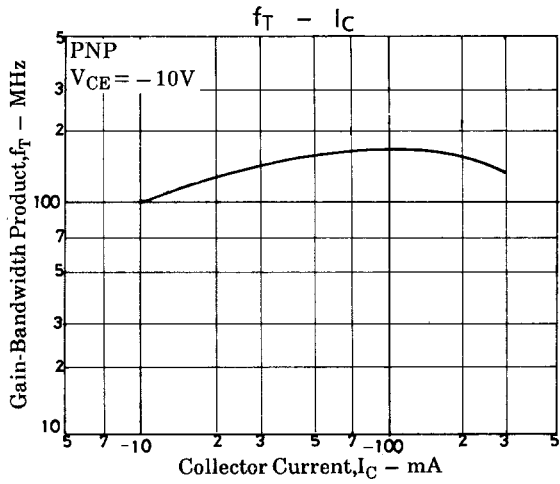
TOKYO OFFICE Tokyo Bldg., 1-10, 1 Chome, Ueno, Taito-ku, TOKYO, 110-8534 JAPAN

Switching Time Test Circuit

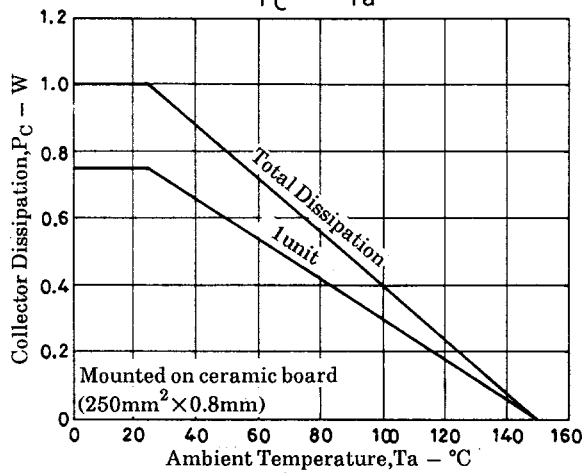
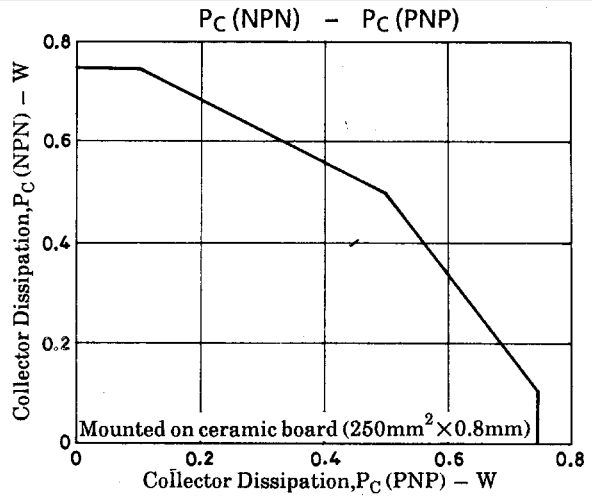
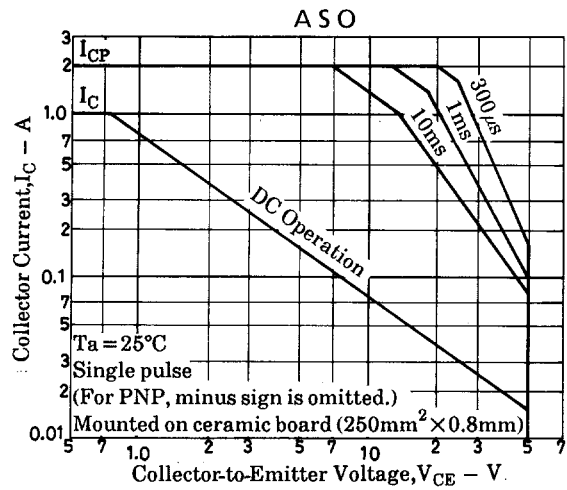


$10I_{B1} = -10I_{B2} = I_C = 500\text{mA}$
 For PNP, the polarity is reversed.





FP203



- No products described or contained herein are intended for use in surgical implants, life-support systems, aerospace equipment, nuclear power control systems, vehicles, disaster/crime-prevention equipment and the like, the failure of which may directly or indirectly cause injury, death or property loss.
- Anyone purchasing any products described or contained herein for an above-mentioned use shall:
 - ① Accept full responsibility and indemnify and defend SANYO ELECTRIC CO., LTD., its affiliates, subsidiaries and distributors and all their officers and employees, jointly and severally, against any and all claims and litigation and all damages, cost and expenses associated with such use:
 - ② Not impose any responsibility for any fault or negligence which may be cited in any such claim or litigation on SANYO ELECTRIC CO., LTD., its affiliates, subsidiaries and distributors or any of their officers and employees jointly or severally.
- Information (including circuit diagrams and circuit parameters) herein is for example only; it is not guaranteed for volume production. SANYO believes information herein is accurate and reliable, but no guarantees are made or implied regarding its use or any infringements of intellectual property rights or other rights of third parties.

This catalog provides information as of May, 1998. Specifications and information herein are subject to change without notice.