

FR301 THRU FR308

FAST RECOVERY RECTIFIER

REVERSE VOLTAGE 50 to 1000 Volts FORWARD CURRENT 3.0 Ampere

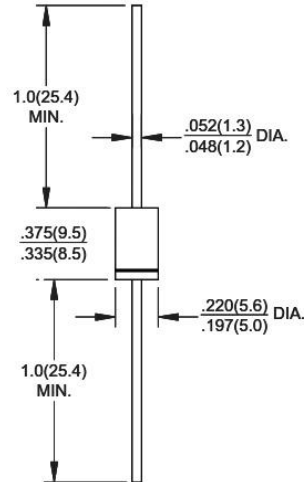
FEATURES

- ◆ Fast speed switching
- ◆ Low forward voltage drop
- ◆ Low leakage current
- ◆ High forward surge capability
- ◆ High reliability
- ◆ High temperature soldering guaranteed:
260°C/10 seconds, 0.375" (9.5mm) lead length at
5 lbs(2.3kg) tension

Mechanical Data

- ◆ Case: Transfer molded plastic
- ◆ Epoxy: UL94V-0 rate flame retardant
- ◆ Polarity: Color band denotes cathode end
- ◆ Lead: Plated axial lead, solderable per
MIL-STD-202E method 208°C
- ◆ Mounting position: Any

DO-201AD(DO-27)



Dimensions in inches and (millimeters)

MAXIMUM RATINGS AND ELECTRICAL CHARACTERISTICS

Rating at 25°C ambient temperature unless otherwise specified.

Single phase, half wave, 60Hz, resistive or inductive load. For capacitive load, derate current by 20%

	SYMBOL	FR301	FR302	FR303	FR304	FR305	FR306	FR308	UNIT
Maximum Recurrent Peak Reverse Voltage	V_{RRM}	50	100	200	400	600	800	1000	Volts
Maximum RMS Voltage	V_{RMS}	35	70	140	280	420	560	700	Volts
Maximum DC Blocking Voltage	V_{DC}	50	100	200	400	600	800	1000	Volts
Maximum Average Forward Rectified Current at $T_A=55^\circ\text{C}$	$I_{(AV)}$	3.0							Amps
Peak Forward Surge Current 8.3ms single half sine wave superimposed on rated load (JEDEC method)	I_{FSM}	150							Amps
Maximum Instantaneous Forward Voltage at 3.0A	V_F	1.2							Volts
Maximum DC Reverse Current $T_A=25^\circ\text{C}$ at rated DC Blocking voltage $T_A=100^\circ\text{C}$	I_R	5.0 100							μA
Maximum Reverse Recovery Time (NOTE 1)	T_{RR}	150			250		500		nS
Typical Junction Capacitance (NOTE 2)	C_J	60							pF
Typical Thermal Resistance (NOTE 3)	$R_{\theta JA}$	40							$^\circ\text{C}/\text{W}$
Operating and Storage Temperature Range	T_J, T_{STG}	-55 to +150							$^\circ\text{C}$

Note: 1.Reverse Recovery Test Conditions: $I_f=0.5\text{A}$, $I_r=1.0\text{A}$, $I_{rr}=0.25\text{A}$.

2.Measured at 1.0MHz and applied reverse voltage of 4.0 Volts.

3.Thermal Resistance From Junction to Ambient at .375"(9.5mm)lead length, P.C. board mounted.

FR301 THRU FR308

FAST RECOVERY RECTIFIER

REVERSE VOLTAGE 50 to 1000 Volts FORWARD CURRENT 3.0 Ampere

RATING AND CHARACTERISTIC CURVES FR301 THRU FR308

FIG.1-TYPICAL FORWARD CURRENT DERATING CURVE

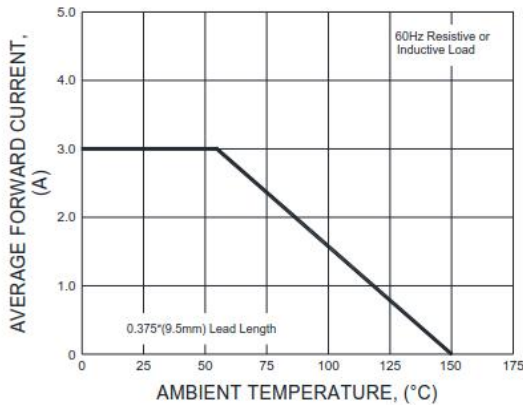


FIG.2-MAXIMUM NON-REPETITIVE PEAK FORWARD SURGE CURRENT

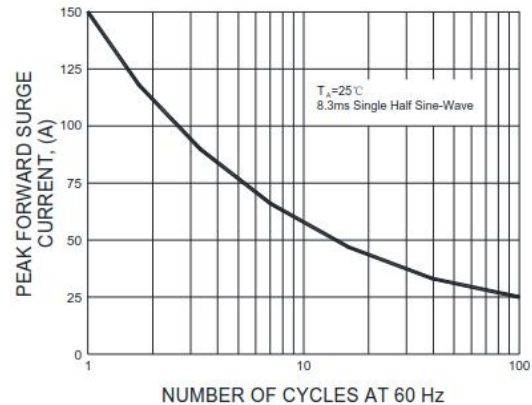


FIG.3-TYPICAL INSTANTANEOUS FORWARD CHARACTERISTICS

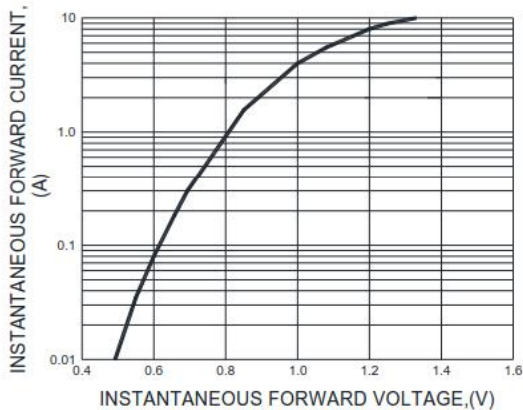


FIG.3-TYPICAL REVERSE CHARACTERISTICS

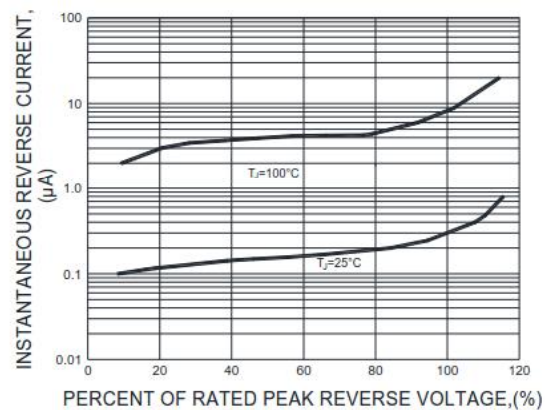


FIG.5-TYPICAL JUNCTION CAPACITANCE

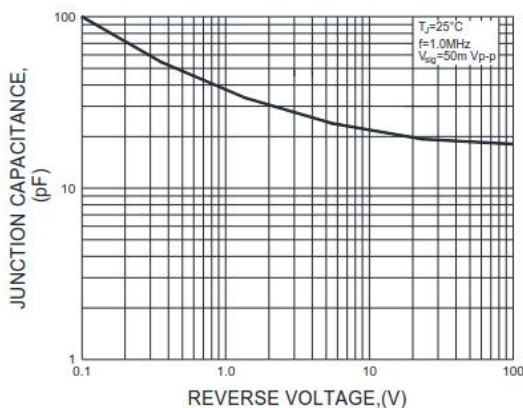
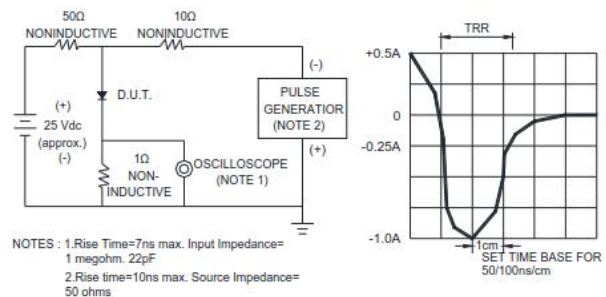


FIG.6-TEST CIRCUIT DIAGRAM AND FORWARD SURGE CURRENT



Note: Specifications are subject to change without notice. For more detail and update, please visit our website.