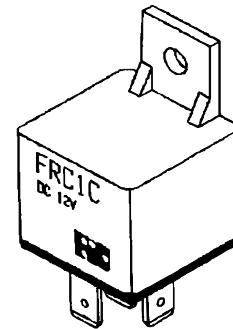


FRC1 RELAY



FEATURES

High contact rating (40A)
High temperature design
1 Form A and 1 Form C arrangements
Ideal for use in control-car starter and light
Quick connect or P.C. board terminals
Dust cover or sealed type



SPECIFICATIONS

COIL RATING

RATED VOLTAGE (V DC)	COIL RESISTANCE Ω +/- 10%	RATED CURRENT (mA)	MUST OPERATE VOLTAGE	MUST DROPOUT VOLTAGE	MAXIMUM VOLTAGE	POWER CONSUMPTION (W)
			% OF RATED VOLTAGE (At +20 °C)			
6	22.5	267	65 Max.	10 Min.	130 Max.	1.6
12	90	133				
24	360	67				

CHARACTERISTICS

Contact Arrangement	1 Form A (SPST), 1 Form C (SPDT), 1 Form U (= 2 x 1 Form A)
Contact Material	Silver Alloy
Contact Resistance	50m Ω Max
Contact Rating (Resistive Load)	N.O. : 40A 14VDC; N.C. : 30A 14VDC For 1 Form U : 2 x 15A
Switching Voltage	DC 75V
Operate Time (Initial)	7ms Max.
Release Time (Initial)	5ms Max.
Insulation Resistance	100M Ω Min.(500V DC)
Dielectric Strength	500Vrms between coil and contact
Shock Resistance	20g Approx.
Vibration Resistance	10-40Hz, Double amplitude 1.5mm
Ambient Temperature	-40°C to +85°C
Humidity	20 - 85% RH
Operation Life	Mechanical : 10 ⁷ Electrical : 10 ⁵
Weight	30g Approx.

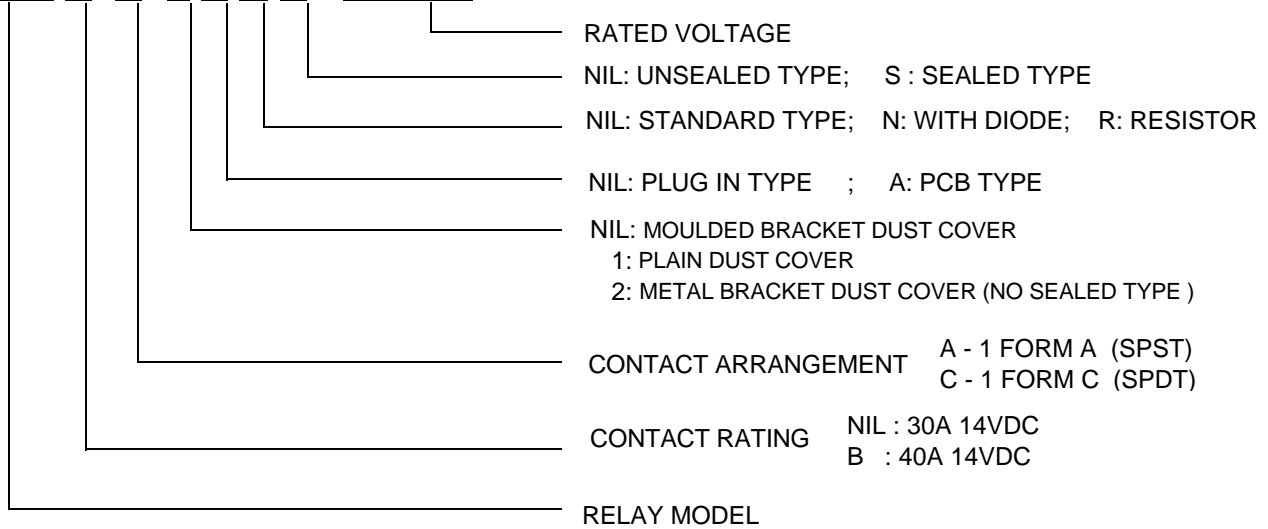
[Specifications are subject to change without notices.]

FRC1 RELAY



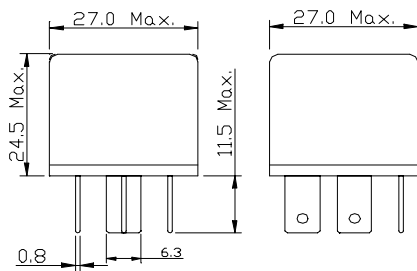
ORDERING INFORMATION

FRC1 B A -1 A N S - DC12V

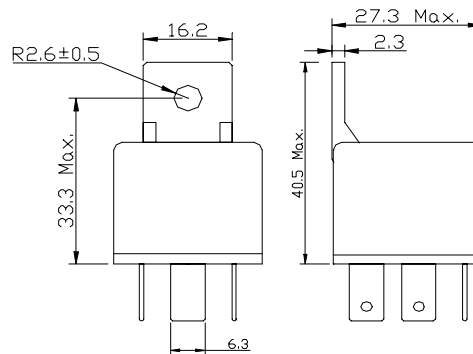


DIMENSIONS (UNIT:mm)

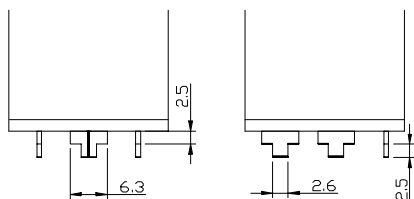
PLAIN DUST COVER
(PLUG IN TYPE TERMINAL)



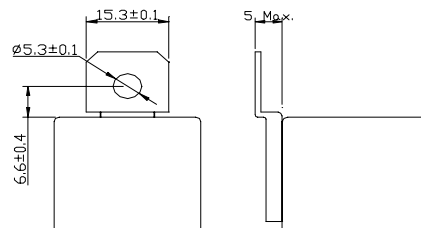
MOULDED BRACKET DUST COVER



PCB TYPE TERMINAL



METAL BRACKET DUST COVER



TERMINAL ARRANGEMENT (BOTTOM VIEW)

