

FEATURES

- Data rate up to 2.5Gb/s
- -32dBm typ. sensitivity
- 30µm active area APD chip with GaAs pre-amplifier
- Small co-axial package with single mode fiber


APPLICATIONS

- High bit rate long haul optical transmission systems operating at 2.5Gb/s


DESCRIPTION

These APD preamplifiers use an InGaAs APD chip with GaAs IC preamplifier. The KT package is designed for a horizontal PC board mount. The LT package is secured by a vertical flange. Each package is connected with single mode fiber by Nd: YAG welding. The detector preamplifier is DC coupled and has a low electrical output when the APD is illuminated.

KT



LT



ABSOLUTE MAXIMUM RATINGS ($T_C=25^\circ\text{C}$, unless otherwise specified)

Parameter	Symbol	Ratings	Unit
Storage Temperature	T_{stg}	-40 to +85	$^\circ\text{C}$
Operating Temperature	T_{op}	-40 to +85	$^\circ\text{C}$
Supply Voltage	V_{SS}	-7 to 0	V
APD Reverse Voltage	V_{R} (Note 1)	0 to V_{B}	V
APD Reverse Current	I_{R} (Note 2)	0.6	mA

OPTICAL & ELECTRICAL CHARACTERISTICS ($T_C=25^\circ\text{C}$, $\lambda=1,310/1,550\text{nm}$, $V_{\text{SS}}=-5.2\text{V}$, unless otherwise specified)

Parameter	Symbol	Test Conditions	Limits			Unit
			Min.	Typ.	Max.	
APD Responsivity	R15	1,550nm, M=1	0.80	0.85	-	A/W
	R13	1,310nm, M=1	0.75	0.85	-	A/W
APD Breakdown Voltage	V_{B}	$I_{\text{D}}=10\mu\text{A}$	40	50	65	V
Temperature Coefficient of V_{B}	γ	Note 3	0.08	0.12	0.15	$\text{V}/^\circ\text{C}$
AC Transimpedance	Z_{t}	AC-Coupled, $f=100\text{MHz}$, $R_{\text{L}}=50\Omega$, $P_{\text{in}} < -20\text{dBm}$,	400	600	-	Ω
Bandwidth	BW	AC-Coupled, $R_{\text{L}}=50\Omega$, M=3 to 15, -3dBm from 1MHz	1.8	2.0	-	GHz
Equivalent Input Noise Current Density	i_{n}	AC-Coupled, $R_{\text{L}}=50\Omega$, Average within BW	-	6.5	8	$\text{pA}/\sqrt{\text{Hz}}$
Sensitivity	P_{r}	2.488Gb/s NRZ, PRBS= $2^{23}-1$, B.E.R.= 10^{-10} , V_{R} is set at optimum value	-	-32	-31	dBm
		$T_{\text{C}}=-40$ to $+85^\circ\text{C}$	-	-31	-30	dBm
Maximum Overload	P_{O}	2.488Gb/s NRZ, M=3, PRBS= $2^{23}-1$, B.E.R.= 10^{-10} , V_{R} is set at optimum value	-5	-	-	dBm
		$T_{\text{C}}=-40$ to $+85^\circ\text{C}$, M=3	-7	-	-	dBm
Power Supply Current	I_{SS}	-	-	-	40	mA
Power Supply Voltage	V_{SS}	-	-5.46	-5.2	-4.94	V

Note: (1) V_{B} differs from device to device. V_{B} data is attached to each devices.

(2) CW condition

(3) $\gamma=dV_{\text{B}}/dT_{\text{C}}$

Fig. 1 Output Characteristics

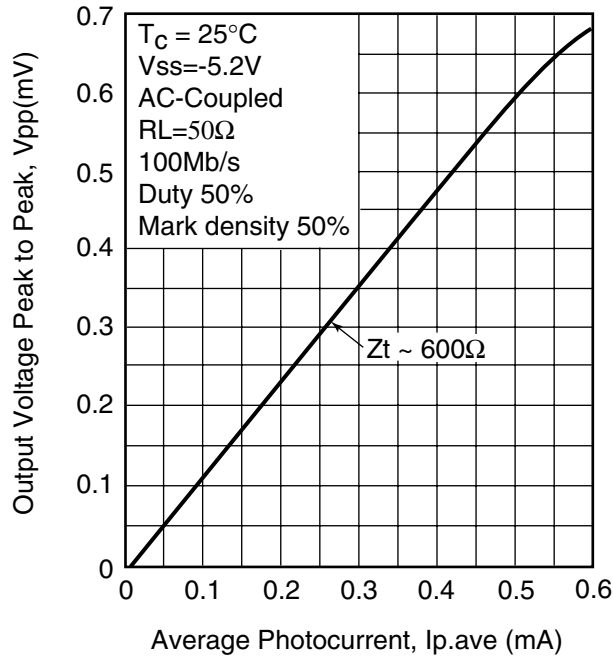


Fig. 2 Relative Frequency Response

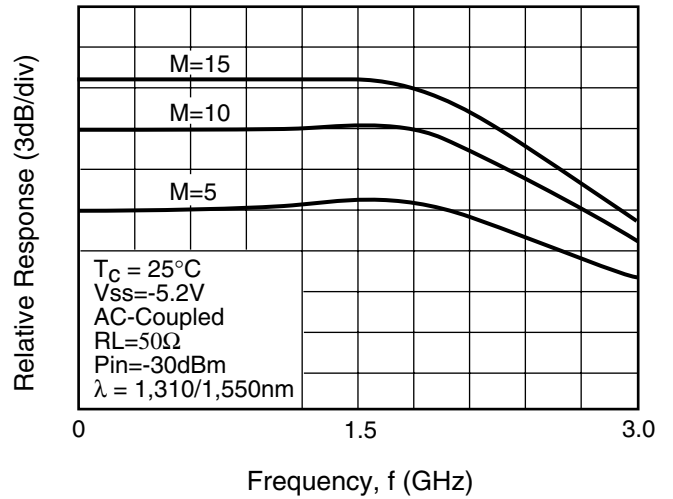




Fig.4 Eye Diagram with a 1,550nm, 2.5Gb/s NRZ, 2²³-1 PRBS incident signal

Input optical wave form with Bessel filter



Equivalent output wave form at Pin=-32dBm, Tc=25°C, M=optimum



100ps/div

Fig.3 Equivalent Input Noise Current Density

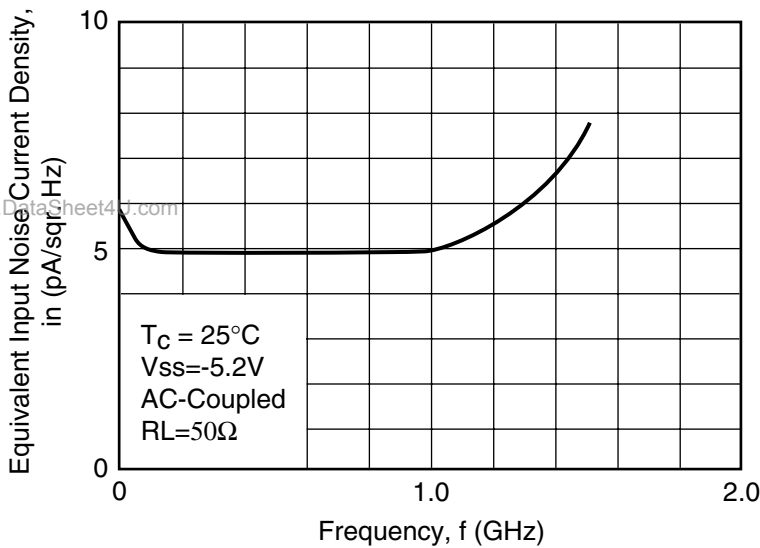
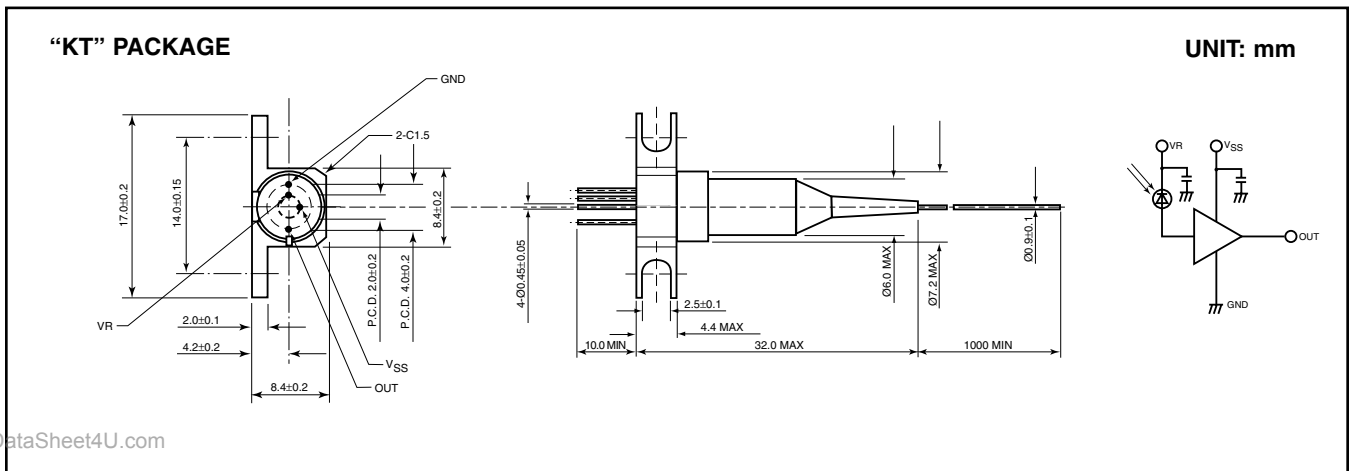
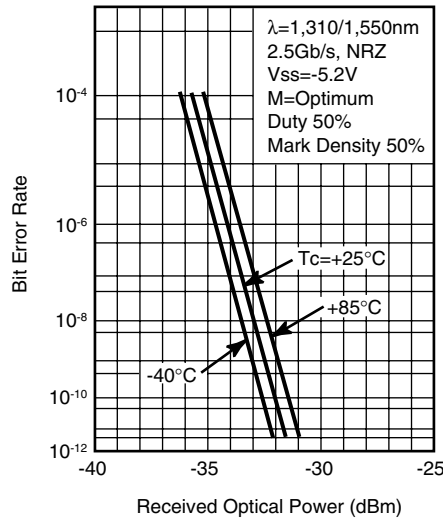
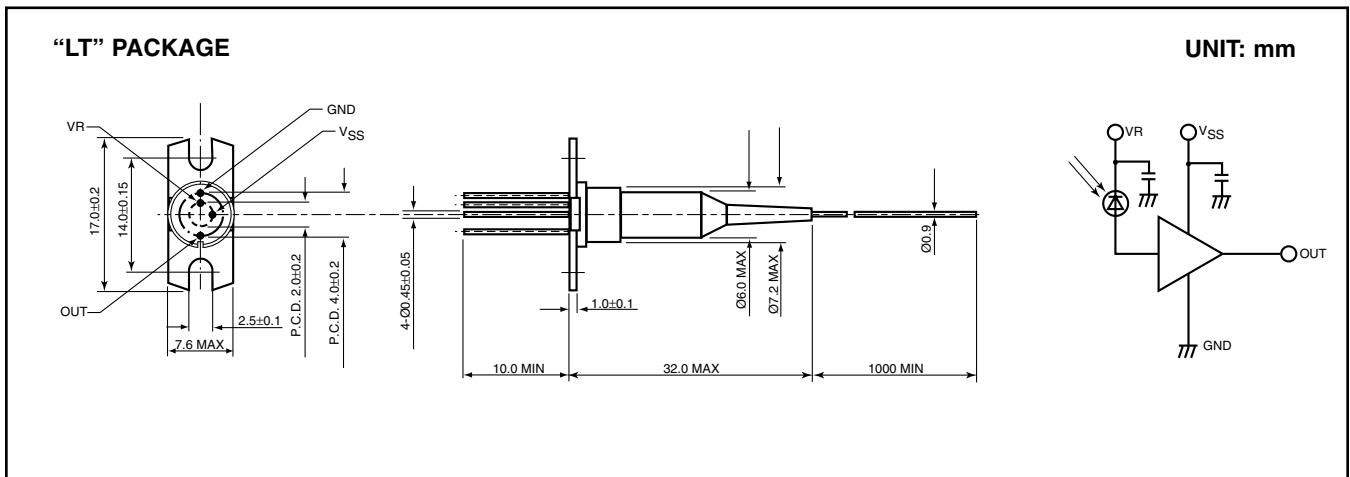


Fig.5 Bit Error Rate



www.DataSheet4U.com



For further information please contact:

**FUJITSU COMPOUND SEMICONDUCTOR, INC.
Americas & R.O.W.**

2355 Zanker Rd.
San Jose, CA 95131-1138, U.S.A.
Phone: (408) 232-9500
FAX: (408) 428-9111
www.fcsi.fujitsu.com

FME, QDD

Fujitsu Microelectronics Europe GmbH
Quantum Devices Division
Network House
Norreys Drive
Maidenhead, Berkshire SL6 4FJ
United Kingdom
TEL: +44 (0) 1628 504800
FAX: +44 (0) 1628 504888

FUJITSU QUANTUM DEVICES SINGAPORE PTE LTD.

Hong Kong Branch

Rm. 1101, Ocean Centre, 5 Canton Rd. Tsim Sha Tsui,
Kowloon, Hong Kong
TEL: +852-23770226
FAX: +852-23763269

FUJITSU QUANTUM DEVICES LIMITED

Global Business Division
Global Sales Support Department
Shinjuku Daiichiseimei Building, 2-7-1 Nishishinjuku,
Shinjuku-ku, Tokyo, 163-0721, Japan
TEL: +81-3-5322-3356
FAX: +81-3-5322-3398

Fujitsu Limited reserves the right to change products and specifications without notice.
The information does not convey any license under rights of Fujitsu Limited or others.

© 2000 FUJITSU COMPOUND SEMICONDUCTOR, INC.
Printed in U.S.A. FCSI0200M200

CAUTION

Fujitsu Compound Semiconductor Products contain **gallium arsenide (GaAs)** which can be hazardous to the human body and the environment. For safety, observe the following procedures:

- Do not put this product into the mouth.
- Do not alter the form of this product into a gas, powder, or liquid through burning, crushing, or chemical processing as these by-products are dangerous to the human body if inhaled, ingested, or swallowed.
- Observe government laws and company regulations when discarding this product. This product must be discarded in accordance with methods specified by applicable hazardous waste procedures.