

FSA2270 / FSA2270T Low-Voltage, Dual-SPDT (0.4Ω) Analog Switch with Negative Swing Audio Capability

Features

- 0.4Ω Typical On Resistance (R_{ON}) for +3.0V Supply
- 0.25Ω Maximum R_{ON} Flatness for +3.0V Supply
- -3db Bandwidth: > 50MHz
- Low- I_{CCT} Current Over Expanded Control Input Range
- Packaged in Pb-free, 10-Lead UMLP
- Power-Off Protection on Common Ports
- Broad V_{CC} Operating Range: 1.65 to 4.3V
- Noise Immunity Termination Resistors in FSA2270T
- Low Electrostatic Discharge (ESD)
 - Human Body Model (JEDEC: JESD22-A114)
 - Power to GND 16kv
 - I/O to GND 11kv
 - All other pins 8kv
 - Charged Device Model (JEDEC: JESD22-A101)

Applications

- Cell Phone, PDA, Digital Camera, and Notebook
- LCD Monitor, TV, and Set-Top Box

Description

The FSA2270 is a high-performance, dual Single-Pole Double-Throw (SPDT) analog switch with negative swing audio capability. The FSA2270 features ultra-low R_{ON} of 0.4Ω (typical) at 3.0V V_{CC} . The FSA2270 operates over a wide V_{CC} range of 1.65V to 4.3V, is fabricated with sub-micron CMOS technology to achieve fast switching speeds, and is designed for break-before-make operation. The select input is TTL-level compatible.

The FSA2270 features very low quiescent current even when the control voltage is lower than the V_{CC} supply. This feature suits mobile handset applications by allowing direct interface with baseband processor general-purpose I/Os with minimal battery consumption.

The FSA2270T includes termination resistors that improve noise immunity during overshoot excursions, off-isolation coupling, or “pop-minimization.”

IMPORTANT NOTE:

For additional performance information, please contact analogswitch@fairchildsemi.com.

Ordering Information

| Part Number | Top Mark | Pb-Free | Package Description |
|--------------------------|----------|---------|--|
| FSA2270UMX (Preliminary) | HJ | Yes | 10-Lead, Quad Ultrathin Molded Leadless Package (UMLP), 1.4 x 1.8mm, 0.4mm pitch |
| FSA2270TUMX | HK | Yes | 10-Lead, Quad Ultrathin Molded Leadless Package (UMLP), 1.4 x 1.8mm, 0.4mm pitch |

Analog Symbols

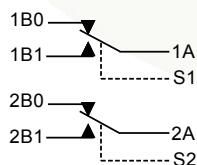


Figure 1. FSA2270

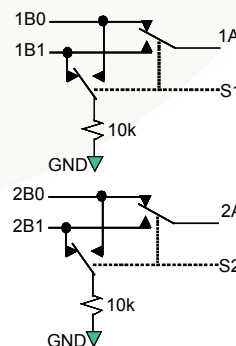



Figure 2. FSA2270T



TRADEMARKS

The following are registered and unregistered trademarks and service marks Fairchild Semiconductor owns or is authorized to use and is not intended to be an exhaustive list of all such trademarks.

| | | | |
|-------------------------------------|--|--|---|
| ACEx [®] | Green FPS [™] e-Series [™] | POWEREDGE [®] | SuperSOT [™] -8 |
| Build it Now [™] | GTO [™] | Power-SPM [™] | SyncFET [™] |
| CorePLUS [™] | <i>i-Lo</i> [™] | PowerTrench [®] | The Power Franchise [®] |
| CROSSVOLT [™] | IntelliMAX [™] | Programmable Active Droop [™] |  ™ |
| CTL [™] | ISOPLANAR [™] | QFET [®] | TinyBoost [™] |
| Current Transfer Logic [™] | MegaBuck [™] | QS [™] | TinyBuck [™] |
| EcoSPARK [®] | MICROCOUPLER [™] | QT Optoelectronics [™] | TinyLogic [®] |
| FACT Quiet Series [™] | MicroFET [™] | Quiet Series [™] | TINYOPTO [™] |
| FACT [®] | MicroPak [™] | RapidConfigure [™] | TinyPower [™] |
| FAST [®] | Motion-SPM [™] | SMART START [™] | TinyPVM [™] |
| FastvCore [™] | OPTOLOGIC [®] | SPM [®] | TinyWire [™] |
| FPS [™] | OPTOPLANAR [®] | STEALTH [™] | μSerDes [™] |
| FRFET [®] | PDP-SPM [™] | SuperFET [™] | UHC [®] |
| Global Power Resource SM | Power220 [®] | SuperSOT [™] -3 | UniFET [™] |
| Green FPS [™] | Power247 [®] | SuperSOT [™] -6 | VCX [™] |

DISCLAIMER

FAIRCHILD SEMICONDUCTOR RESERVES THE RIGHT TO MAKE CHANGES WITHOUT FURTHER NOTICE TO ANY PRODUCTS HEREIN TO IMPROVE RELIABILITY, FUNCTION, OR DESIGN. FAIRCHILD DOES NOT ASSUME ANY LIABILITY ARISING OUT OF THE APPLICATION OR USE OF ANY PRODUCT OR CIRCUIT DESCRIBED HEREIN; NEITHER DOES IT CONVEY ANY LICENSE UNDER ITS PATENT RIGHTS, NOR THE RIGHTS OF OTHERS. THESE SPECIFICATIONS DO NOT EXPAND THE TERMS OF FAIRCHILD'S WORLDWIDE TERMS AND CONDITIONS, SPECIFICALLY THE WARRANTY THEREIN, WHICH COVERS THESE PRODUCTS.

LIFE SUPPORT POLICY

FAIRCHILD'S PRODUCTS ARE NOT AUTHORIZED FOR USE AS CRITICAL COMPONENTS IN LIFE SUPPORT DEVICES OR SYSTEMS WITHOUT THE EXPRESS WRITTEN APPROVAL OF FAIRCHILD SEMICONDUCTOR CORPORATION.

As used herein:

1. Life support devices or systems are devices or systems which, (a) are intended for surgical implant into the body or (b) support or sustain life, and (c) whose failure to perform when properly used in accordance with instructions for use provided in the labeling, can be reasonably expected to result in a significant injury of the user.
2. A critical component in any component of a life support, device, or system whose failure to perform can be reasonably expected to cause the failure of the life support device or system, or to affect its safety or effectiveness.

PRODUCT STATUS DEFINITIONS

Definition of Terms

| Datasheet Identification | Product Status | Definition |
|--------------------------|------------------------|--|
| Advance Information | Formative or In Design | This datasheet contains the design specifications for product development. Specifications may change in any manner without notice. |
| Preliminary | First Production | This datasheet contains preliminary data; supplementary data will be published at a later date. Fairchild Semiconductor reserves the right to make changes at any time without notice to improve design. |
| No Identification Needed | Full Production | This datasheet contains final specifications. Fairchild Semiconductor reserves the right to make changes at any time without notice to improve design. |
| Obsolete | Not In Production | This datasheet contains specifications on a product that has been discontinued by Fairchild Semiconductor. The datasheet is printed for reference information only. |

Rev. 129