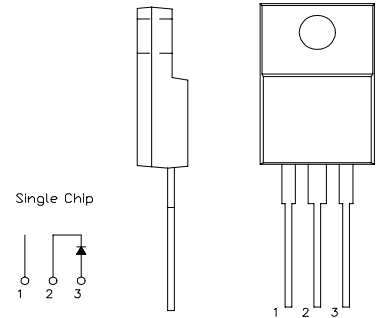


SBD Type : FSH05A03LB

OUTLINE DRAWING

FEATURES

- *Similar to TO-220AB Case
- *Fully Molded Isolation
- *Extremely Low Forward Voltage Drop
- *Low Power Loss,High Efficiency
- *High Surge Capability
- *T_j=150 °C operation



www.DataSheet4U.com

Maximum Ratings

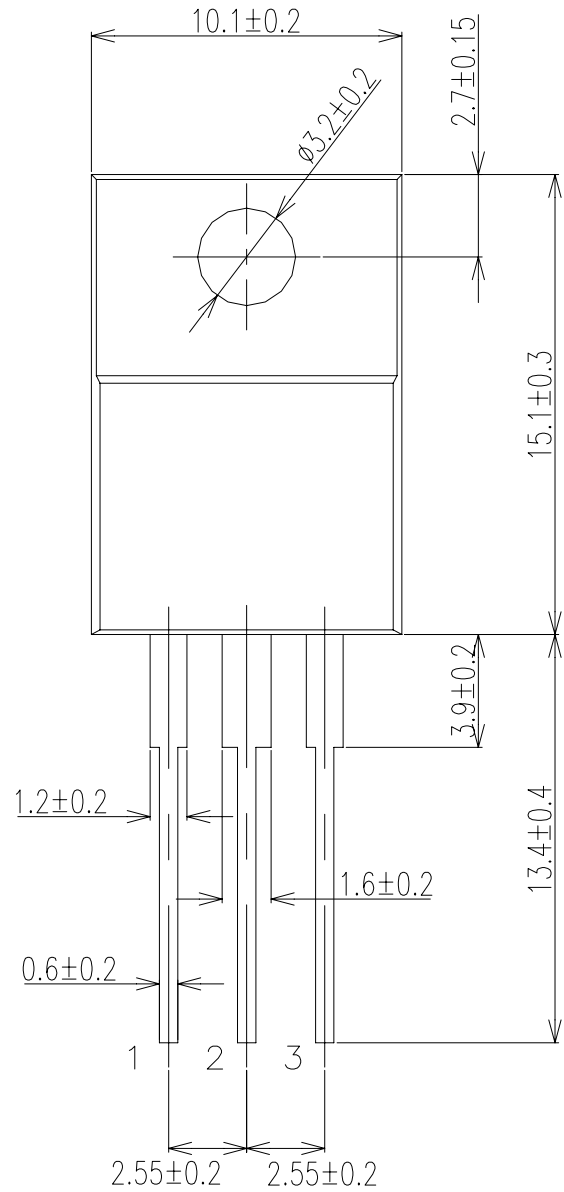
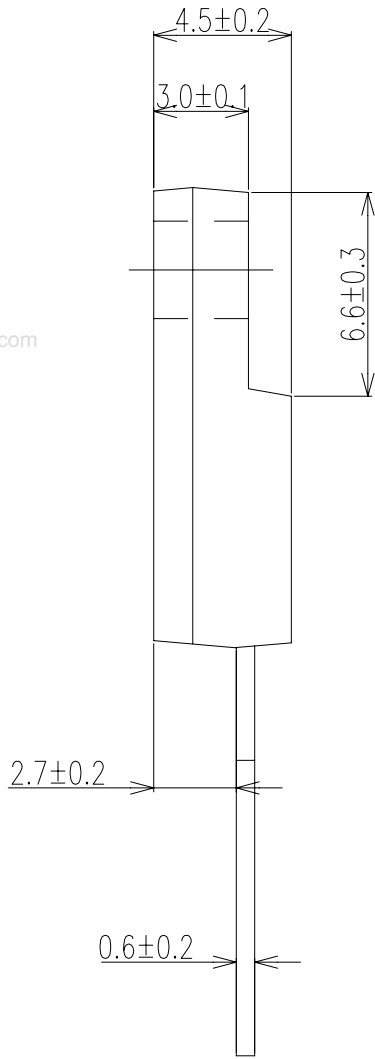
Approx Net Weight: 1.75g

Rating	Symbol	FSH05A03LB		Unit
Repetitive Peak Reverse Voltage	V _{RRM}	30		V
Repetitive Peak Surge Reverse Voltage	V _{RRSM}	35(pulse width ≤ 1μs duty ≤ 1/50)		V
Average Rectified Output Current	I _O	5	T _c =132°C 50 Hz half Sine Wave Resistive Load	A
RMS Forward Current	I _{F(RMS)}	7.85		A
Surge Forward Current	I _{FSM}	120	50Hz Half Sine Wave ,1cycle Non-repetitive	A
Operating JunctionTemperature Range	T _{jw}	-40 to +150		°C
Storage Temperature Range	T _{stg}	-40 to +150		°C
Mounting torque	F _{tor}	recommended torque = 0.5		N•m

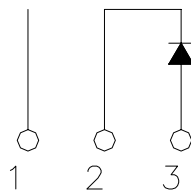
Electrical • Thermal Characteristics

Characteristics	Symbol	Conditions	Min.	Typ.	Max.	Unit
Peak Reverse Current	I _{RM}	T _j = 25°C, V _{RM} = V _{RRM}	-	-	1	mA
Peak Forward Voltage	V _{FM}	T _j = 25°C, I _{FM} = 5 A	-	-	0.57	V
Thermal Resistance	R _{th(j-c)}	Junction to Case	-	-	5	°C /W
	R _{th(c-f)}	Cace to Fin	-	-	1.5	°C /W

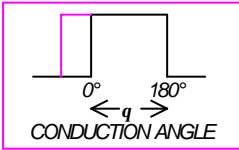
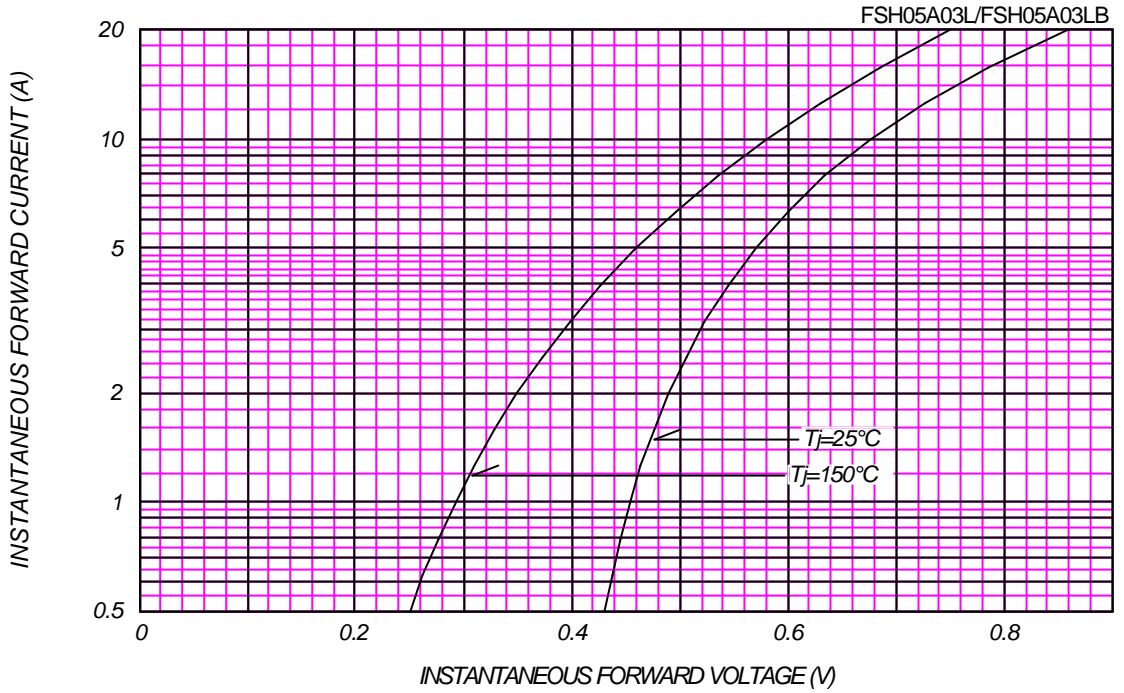
FSH_A_B OUTLINE DRAWING (Dimensions in mm)



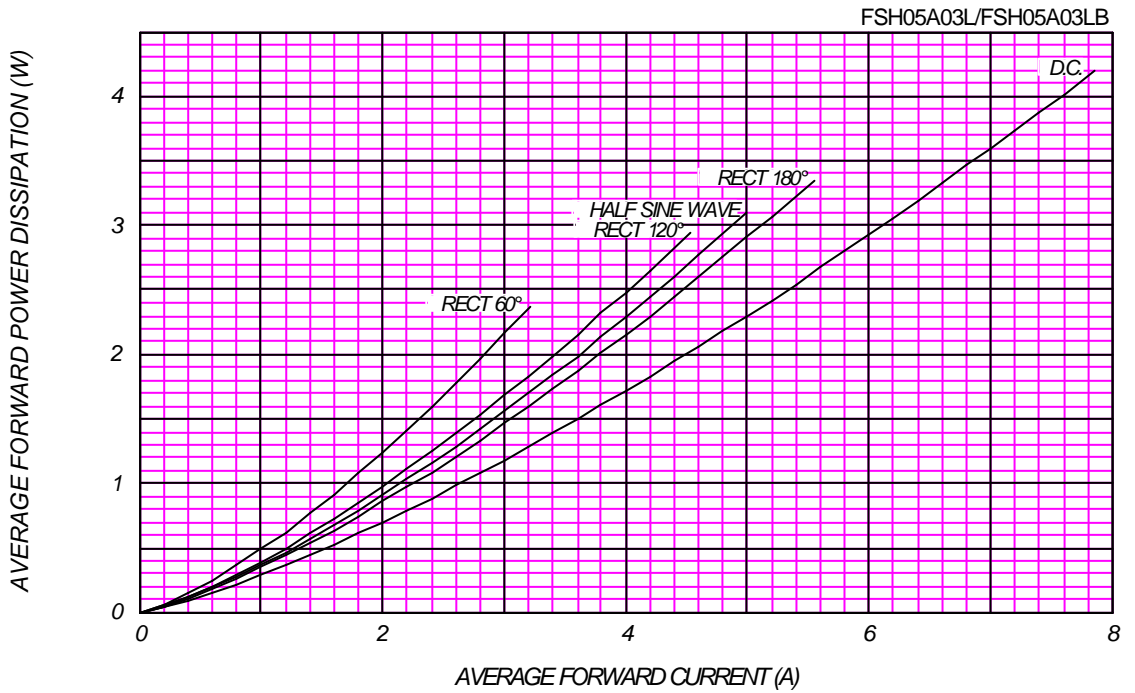
Single Chip



FORWARD CURRENT VS. VOLTAGE



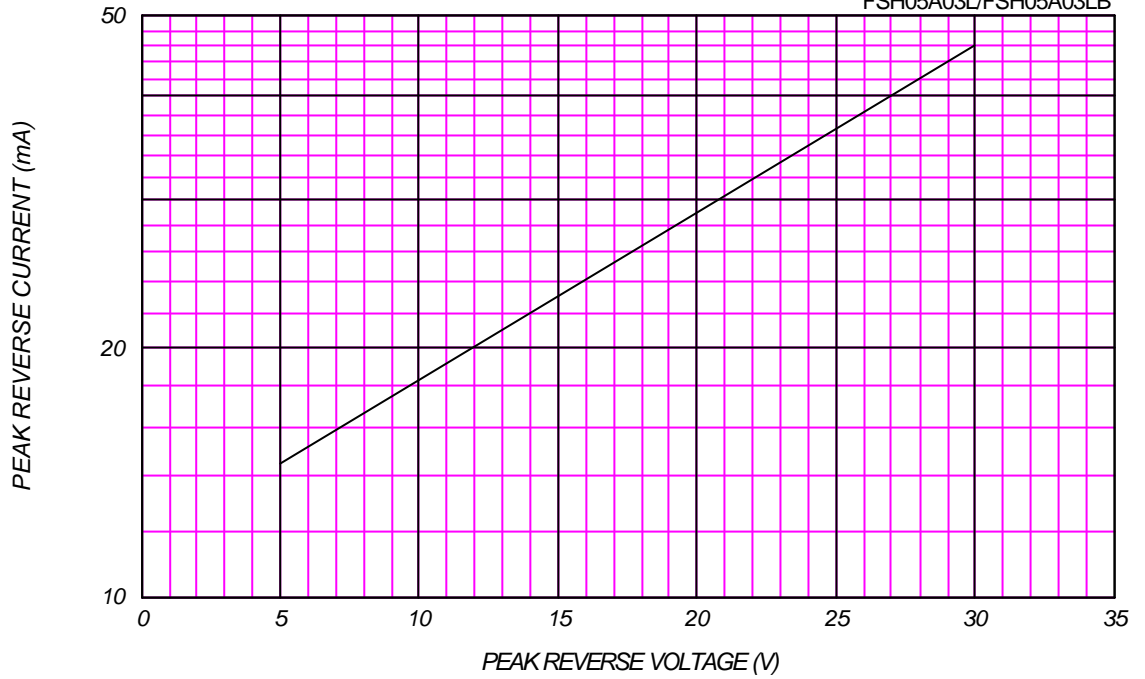
AVERAGE FORWARD POWER DISSIPATION



PEAK REVERSE CURRENT VS. PEAK REVERSE VOLTAGE

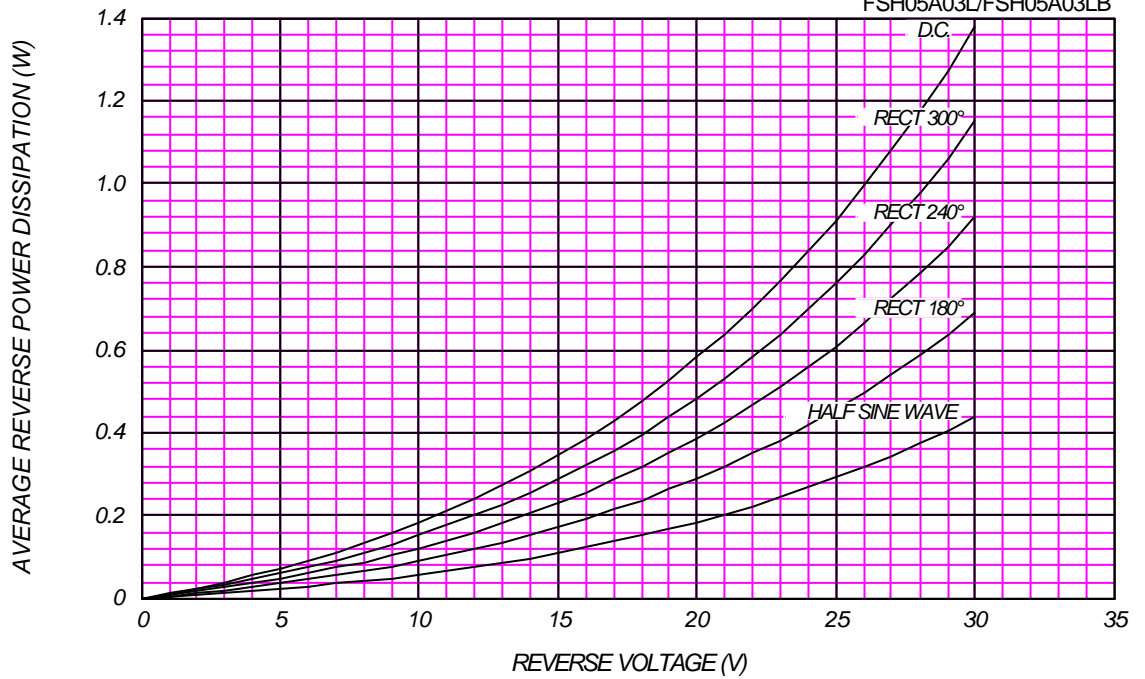
$T_j = 150\text{ }^\circ\text{C}$

FSH05A03L/FSH05A03LB



AVERAGE REVERSE POWER DISSIPATION

FSH05A03L/FSH05A03LB

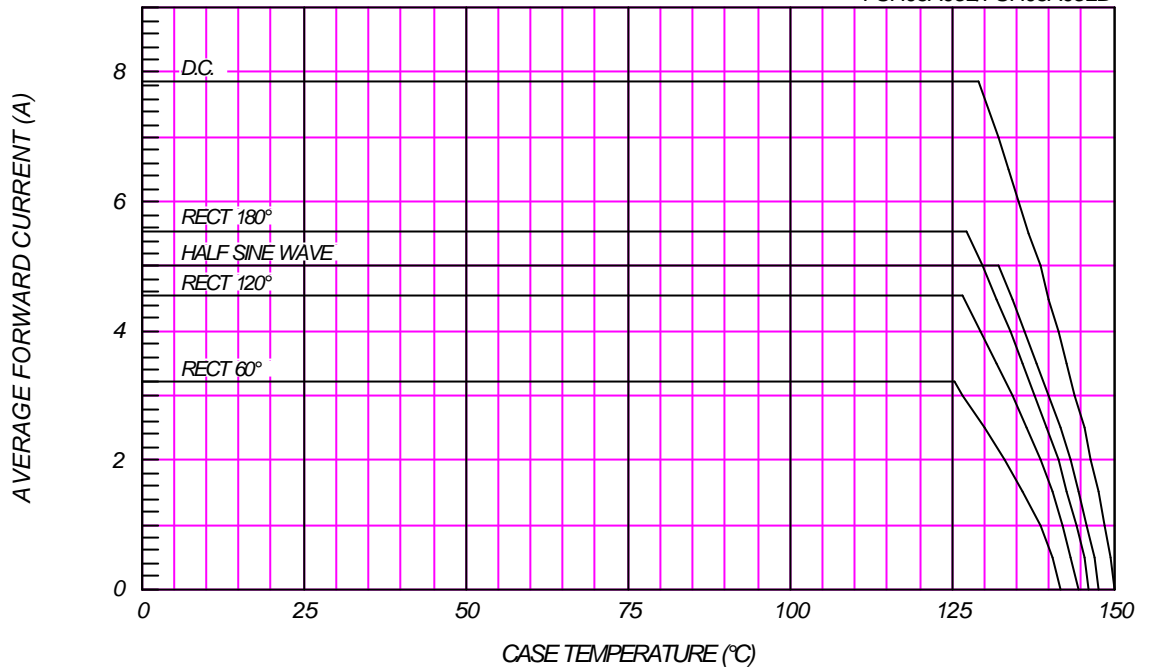




AVERAGE FORWARD CURRENT VS. CASE TEMPERATURE

$V_{RM}=30V$

FSH05A03L/FSH05A03LB

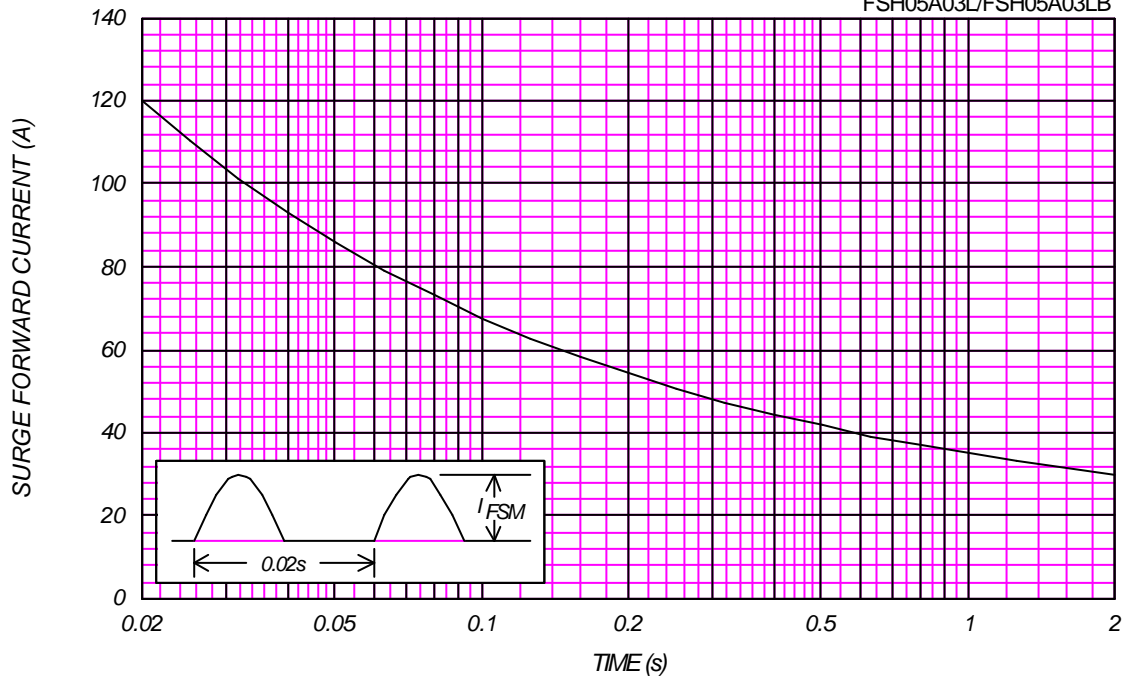


www.DataSheet4U.com

SURGE CURRENT RATINGS

f=50Hz, Sine Wave, Non-Repetitive, No Load

FSH05A03L/FSH05A03LB



JUNCTION CAPACITANCE VS. REVERSE VOLTAGE

$T_j=25^\circ\text{C}$, $V_m=20\text{mV}_{\text{RMS}}$, $f=100\text{kHz}$, Typical Value

FSH05A03L/FSH05A03LB

