

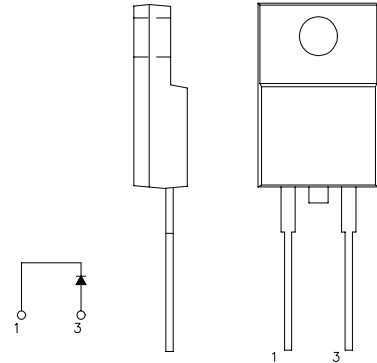
**10A 300V 35ns**
**SBD Type : FSU10A30**

OUTLINE DRAWING

For Power Factor Improvement High Frequency Rectification

**FEATURES**

- \* Ultra – Fast Recovery
- \* Low Power Loss, High Efficiency
- \* High Surge Capability
- \* Fully Molded Isolation


**Maximum Ratings**

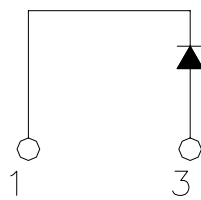
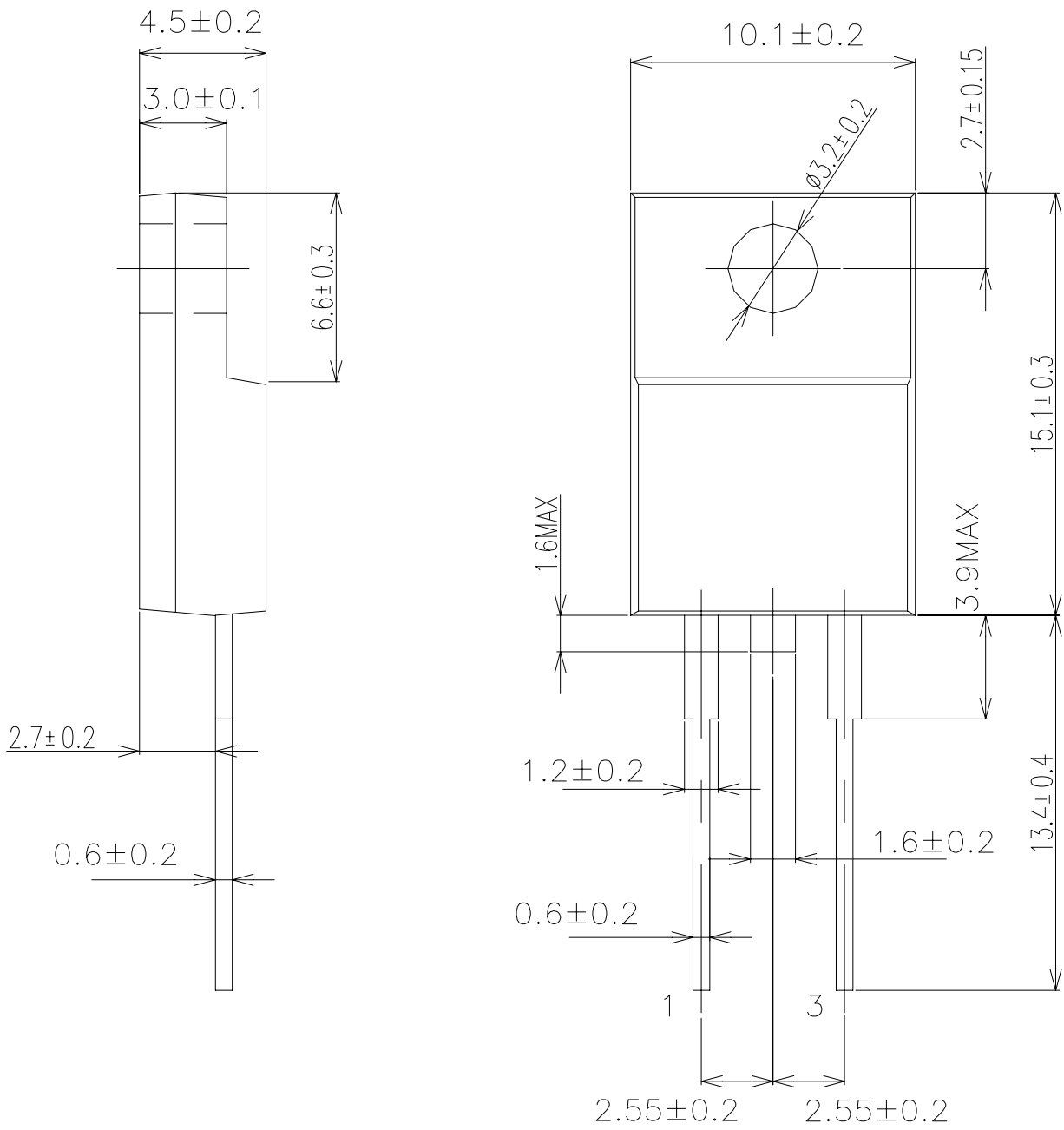
Approx Net Weight:1.70g

Rating	Symbol	FSU10A30		Unit
Repetitive Peak Reverse Voltage	$V_{RRM}$	300		V
Average Rectified Output Current	$I_O$	10	$T_c=90^\circ\text{C}$ 50 Hz,Half Sine Wave Resistive Load	A
RMS Forward Current	$I_{F(RMS)}$	15.7		A
Surge Forward Current	$I_{FSM}$	120	50 Hz Half Sine Wave,1cycle Non-repetitive	A
Operating JunctionTemperature Range	$T_{jw}$	- 40 to + 150		$^\circ\text{C}$
Storage Temperature Range	$T_{stg}$	- 40 to + 150		$^\circ\text{C}$
Mounting torque		0.5	Recommended value	N•m

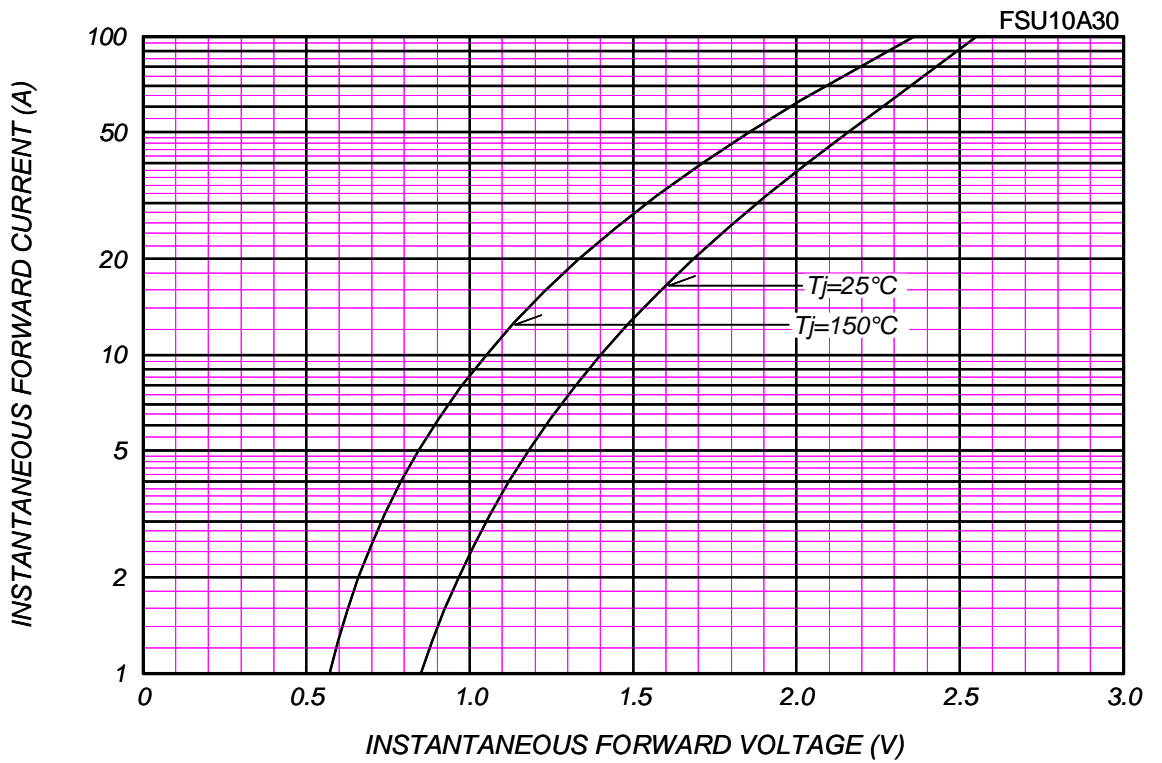
**Electrical • Thermal Characteristics**

Characteristics	Symbol	Conditions	Min.	Typ.	Max.	Unit
Peak Reverse Current	$I_{RM}$	$T_j=25^\circ\text{C}, V_{RM}=V_{RRM}$	-	-	25	$\mu\text{A}$
Peak Forward Voltage	$V_{FM}$	$T_j=25^\circ\text{C}, I_{FM}=10\text{A}$	-	1.2	1.4	V
Reverse Recovery Time	trr	$I_{FM}= 10\text{A},$ $-di/dt= 50 \text{ A}/\mu\text{s}, T_a= 25^\circ\text{C}$	-	23	35	ns
Thermal Resistance	Rth(j-c)	Junction to Case	-	-	4	$^\circ\text{C}/\text{W}$
	Rth(c-f)	Case to Fin	-	-	1.5	

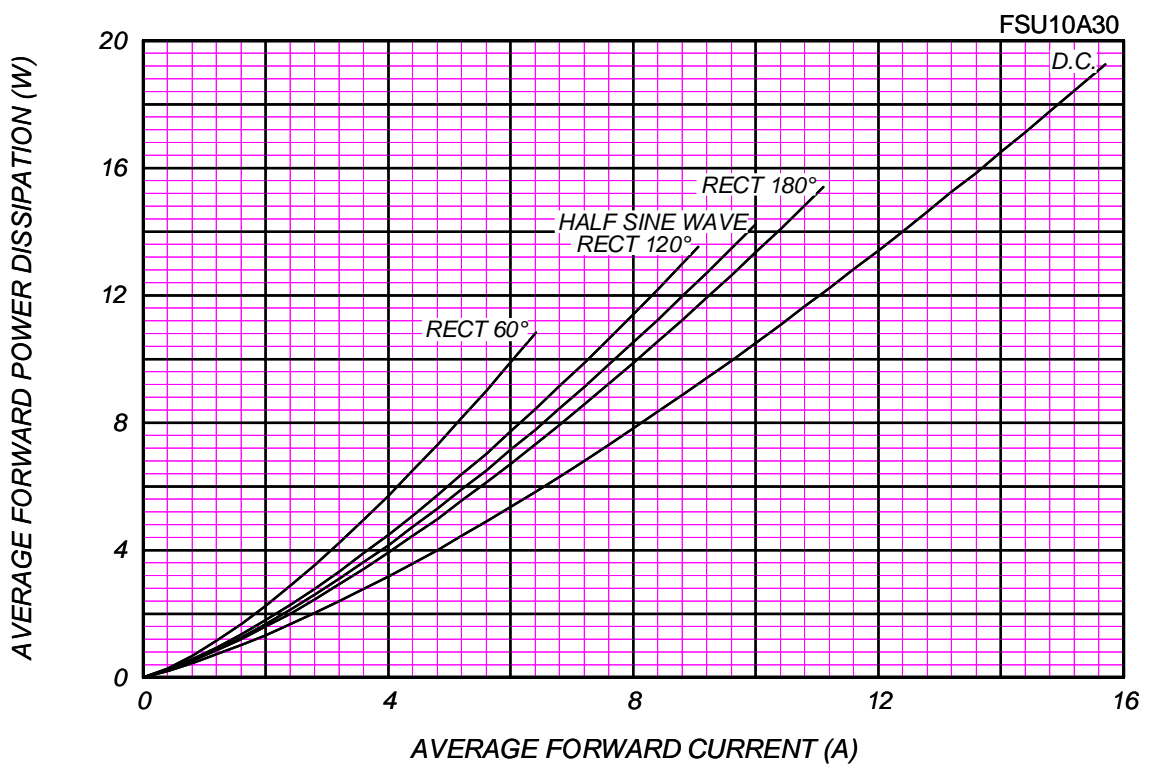
FSU\_A\_ OUTLINE DRAWING (Dimensions in mm)

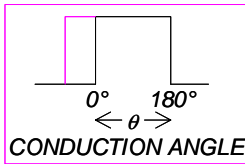


### FORWARD CURRENT VS. VOLTAGE



### AVERAGE FORWARD POWER DISSIPATION

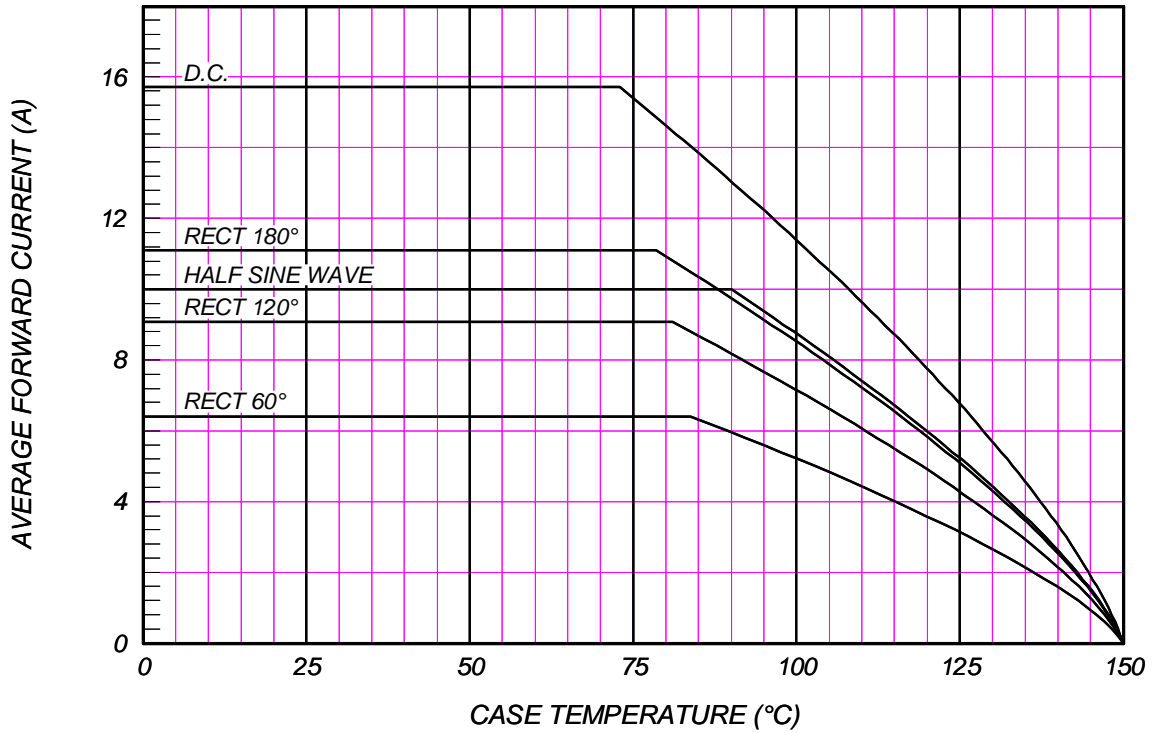




### AVERAGE FORWARD CURRENT VS. CASE TEMPERATURE

$V_{RM}=300V$

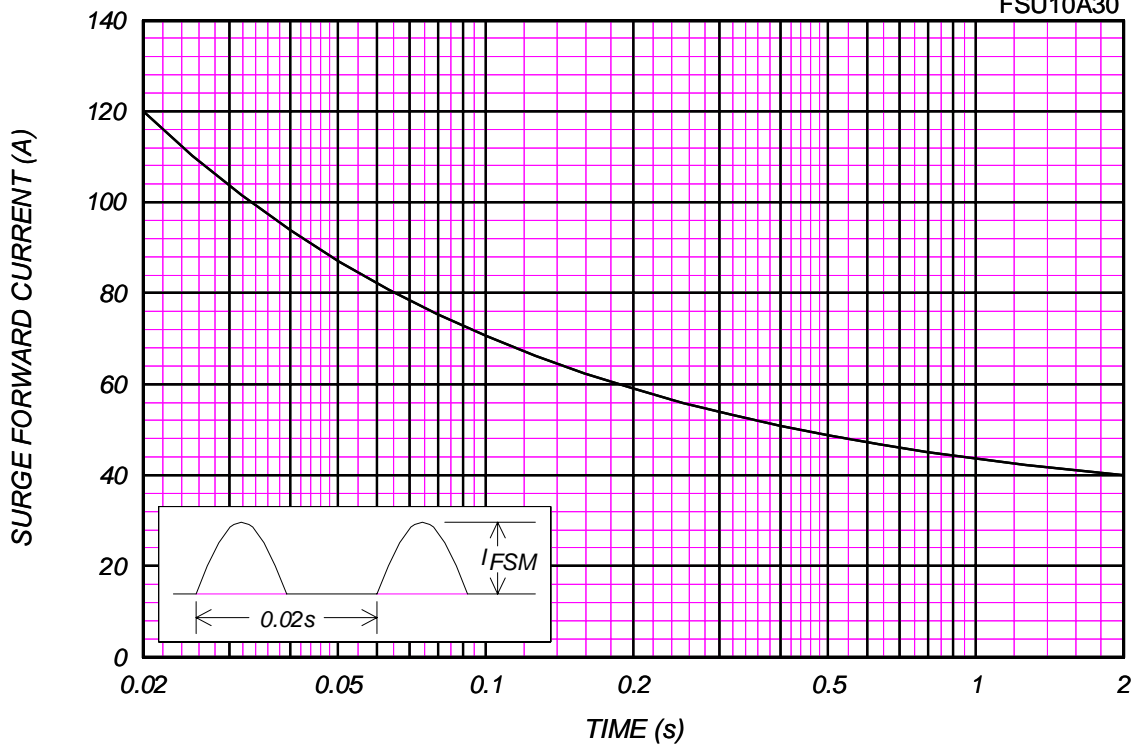
FSU10A30



### SURGE CURRENT RATINGS

f=50Hz, Sine Wave, Non-Repetitive, No Load

FSU10A30



# RMS SURGE CURRENT RATINGS

Ta=40°C, Non-Repetitive, No Load

FSU10A30

