

SMD Power Inductors

FV0705 Series

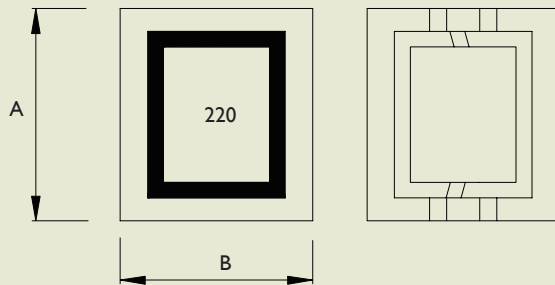
APPLICATIONS

- PDA/Notebook/Desktop/Server applications.
- High current POL converters.
- Low profile, high current power supplies.
- Battery powered devices
- DC/DC converters in distributed power systems.
- DC/DC converter for Field Programmable Gate Array(FPGA).

FEATURES

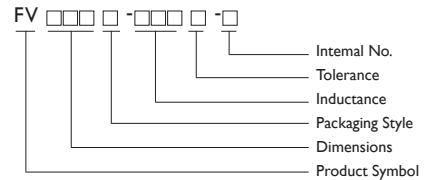
- Lowest height(5.5mm) in this package footprint.
- Shielded construction.
- Frequency range up to 5.0MHz.
- Lowest DCR/uH, in this package size.
- Handles high transient current spikes without saturation.
- Ultra low buzz noise, due to composite construction.
- 100% lead(Pb) free
- Tolerance :G=±2%, J=±5%, K=±10%

SHAPES AND DIMENSIONS



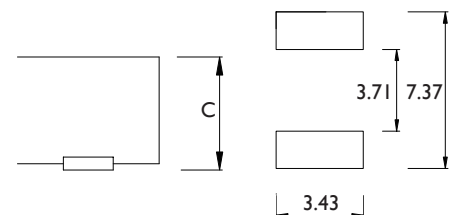
TYPE	A	B	C(MAX)
FV0705	6.86±0.38	6.47±0.25	5.5

PRODUCT IDENTIFICATION



LAND PATTERNS

Dimensions : mm





ELECTRICAL CHARACTERISTICS : LEAD-FREE & ROHS COMPLIANCE

TYPE	L(μ H) \pm 20%	DCR MAX(Ohms)	IDC ² (A)MAX
FV0705T-R10M-N	0.10	0.0017	30.0
FV0705T-R22M-N	0.22	0.0032	21.0
FV0705T-R33M-N	0.33	0.0041	18.0
FV0705T-R47M-N	0.47	0.0065	13.5
FV0705T-R68M-N	0.68	0.0094	11.0
FV0705T-R82M-N	0.82	0.0118	10.0
FV0705T-1R0M-N	1.00	0.0142	9.00
FV0705T-1R5M-N	1.50	0.0212	7.50
FV0705T-2R2M-N	2.20	0.0340	6.50
FV0705T-3R3M-N	3.30	0.0516	5.00
FV0705T-4R7M-N	4.70	0.0630	4.50
FV0705T-6R8M-N	6.80	0.0950	3.50
FV0705T-8R2M-N	8.20	0.1060	3.00
FV0705T-100M-N	10.0	0.1290	2.50

1. Inductance tested at 0.1 Vrms, 100KHz..

2. 40C temperature rise, DC current at which the inductance drops 20%(typ) from its value without current.

3. Operating temperature range -40°C to 85°C

4. Electrical specifications at 25°C

5. Inductance : M= \pm 20%