

# FVDB

## Three Phase Double Stage Filter for Inverters and Power Drives

### General Specifications

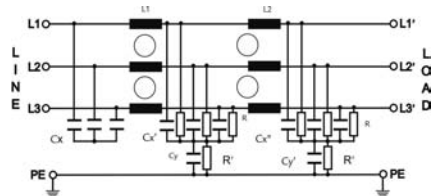
- Maximum operating voltage: 520 / 720 Vac
- Operating frequency: DC - 60Hz
- Hipot test voltage:  
L/N->PE: 3000 Vdc 2s  
L->N: 2250 Vdc 2s
- Application class: HPF Acc. TO DIN 40040  
(-25°C/+85°C/95% RH, 30d)
- Flammability class: UL 94 V2



### Three Phase Double stage

For three phase inverters and power drive system  
Book style with compact size and easy to install.  
High Voltage version is available

### Electrical schematic



### Product List

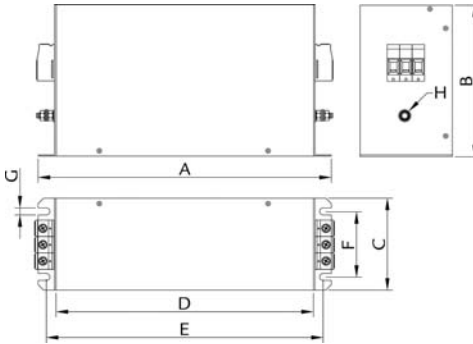
Type	Rated Current (A) @ 50 °c	Typical drive Power rating Nor./HV(KW)	Leakage Current 440VAC / 50Hz (mA)	Power Losses (W)	Connection	Weight (Kg)
FVDB-007B FVDB-007BHV	7	4 / 5.5	16.5	9	Terminal block 4 mm <sup>2</sup> / AWG 10	1
FVDB-016B FVDB-016BHV	16	7.5 / 11	18.3	20	Terminal block 4 mm <sup>2</sup> / AWG 10	1.5
FVDB-030B FVDB-030BHV	30	15 / 22	24.2	21	Terminal block 10 mm <sup>2</sup> / AWG 6	2
FVDB-042B FVDB-042BHV	42	22 / 30	25.8	30	Terminal block 16 mm <sup>2</sup> / AWG 4	2.5
FVDB-055B FVDB-055BHV	55	30 / 45	25.8	30	Terminal block 25 mm <sup>2</sup> / AWG 2	3
FVDB-075B FVDB-075BHV	75	37 / 55	25.8	24	Terminal block 25mm <sup>2</sup> / AWG 2	4
FVDB-100B FVDB-100BHV	100	55 / 90	25.8	51	Terminal block 50 mm <sup>2</sup> / AWG 0	5.5
FVDB-130B FVDB-130BHV	130	75 / 110	30	50	Terminal block 95 mm <sup>2</sup> / AWG 000	7
FVDB-180B	180	90	30	73	Terminal block 95 mm <sup>2</sup> / AWG 000	11
FVDB-250B	250	132	30	79	Terminal block	17

# FVDB

## Three Phase Double Stage Filter for Inverters and Power Drives

www.DataSheet4U.com

Mechanical dimensions (mm)

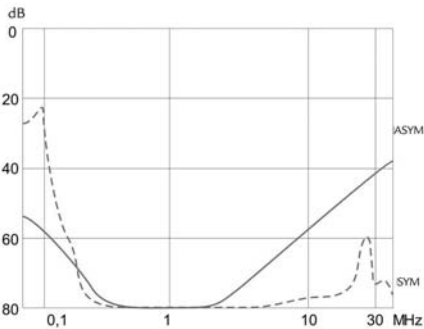


Mechanical Dimensions (mm)

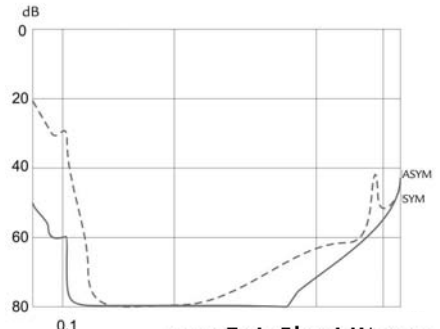
	7 A	16 A	30 A	42 A	55 A	75 A	100 A	130 A	180 A	250 A
<b>A</b>	255	305	335	329	329	329	379	439	438	478
<b>B</b>	126	142	150	185	185	220	220	240	240	240
<b>C</b>	50	55	60	70	80	80	90	110	110	110
<b>D</b>	225	275	305	300	300	300	350	400	400	440
<b>E</b>	240	290	320	314	314	314	364	414	413	453
<b>F</b>	25	30	35	45	55	55	65	80	80	80
<b>G</b>	6.5	6.5	6.5	6.5	6.5	6.5	6.5	6.5	6.5	6.5
<b>H</b>	M5	M5	M6	M6	M6	M6	M10	M10	M10	M10

Insertion Loss ——— ASYM  
 - - - - SYM

7~30A



42~100A



www.DataSheet4U.com

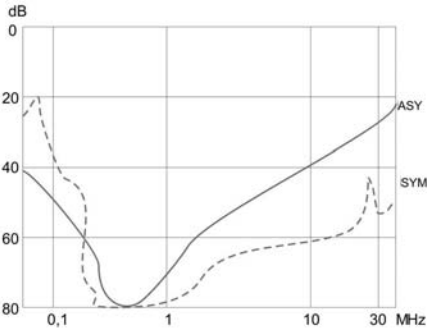
# FVDB

## Three Phase Double Stage Filter for Inverters and Power Drives

www.DataSheet4U.com

RFI Power Line Filters

130A



180 & 250A

