


HAKKO FX-888 SOLDERING STATION

www.DataSheet4U.com





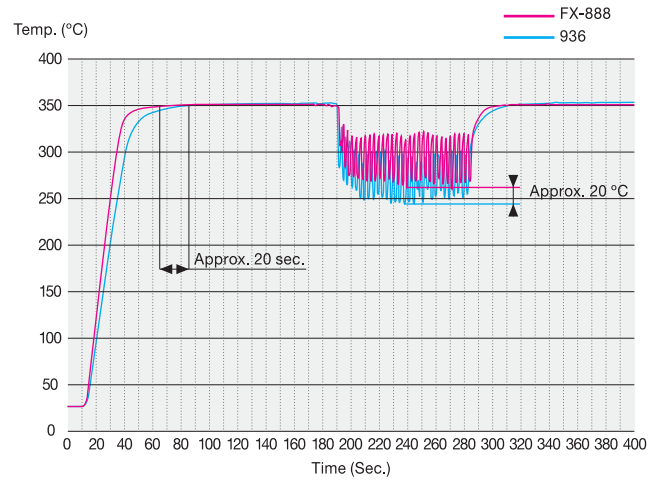
HAKKO FX-888
can provide the solution to all your needs.
Lead-free soldering, reducing costs, cell production, improving quality, etc.



Heater output increased to 65W

Output has been increased by 30% compared to that of the HAKKO 936. The conventional tip design was reviewed and the shape was improved to provide more efficient heat transfer from the heating element. As a result, the thermal recovery time to 350°C is 20 seconds faster, and the drop in tip temperature during continuous

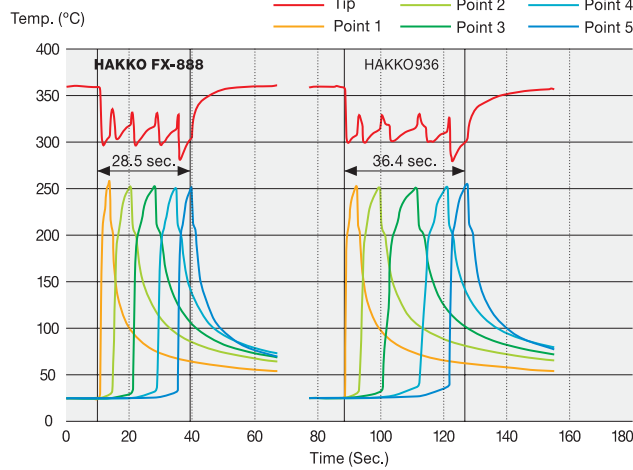
Thermal recovery graph



Test criteria
 Measurement method: A thermocouple is mounted on the tip and the tip temperature is measured when soldering Ø1.6mm x 5mm solder to paper phenol copper board once every 3 seconds.
 Board: Paper phenol copper board.
 Temperature setting: 350°C
 Solder: Lead-free solder (Sn/Ag/Cu) Ø1.6 mm x 5mm

work is reduced (refer to the thermal recovery graph), enabling the time for performing the same work to be shortened (refer to the graph showing performance comparison) and work efficiency to be greatly increased.

HAKKO FX-888 performance comparison graph with conventional station



Test criteria
 Measurement method: Thermocouples are mounted on the tip and the soldered portion on the board, and the time until the soldered portion reaches 250°C is measured for 5 points.
 Board: Paper phenol copper board.
 Temperature setting: 350°C
 Solder: Lead-free solder (Sn/Ag/Cu) Ø0.5mm

Design completely novel

Positioning the bottom contact points as close to the base outside perimeter as possible provides a stability, making it possible to use it stably even in confined spaces. You can select from 4 color

variations, which adds the fun of selecting the color as well as the function. Create an "Attractive" worksite.



Station: Silver



Station: Black



Station: Red



Station: Blue & yellow

Iron holders designed to fit well with the station

To fit the design of the stations, a silver iron holder for combining with the silver, black and red stations and a blue & yellow iron holder for combining with the blue & yellow station are available. These color variations for the iron holders with comprehensive functions create a work environment with visual unity.
 Cleaning wire is an optional part.



Iron holder: Silver



Iron holder: Blue & yellow

Downsized to save space



Comparison in size between FX-888 and HAKKO936.

The new FX-888 realizes space savings of approx. 50% in mounting area in comparison with conventional stations. It enables working space to be secured, which is important factor with the introduction of cell production.


Design improved for easier use



The corners on the iron holder base were rounded to prevent them from coming in contact with hand when storing the soldering iron. Further, a protective cap installed in the iron receptacle is provided to reduce sounds when storing the iron.

The calibration (CAL) screwdriver is included as a standard accessory

The calibration (CAL) screwdriver (resin) is stored in the bottom of station as a standard accessory. This enables temperature compensation to be adjusted easily and reduces the possibility of damage to the calibration volume.



3 types of cleaning methods available in one soldering iron holder

The following 3 cleaning methods can be performed by the cleaning tools included with the iron holder.



Cleaning sponge:
 Residual solder and flux adhering on the tip can be wiped off by the sponge soaked with water.



Rubber cleaner:
 Residual solder and flux adhering on the tip can be wiped off on the silicone rubber cleaner. Use without water prevents the tip temperature from decreasing rapidly or tip oxidation from being promoted.



Cleaning wire (option):
 Residual solder and flux adhering on the tip is removed by inserting the tip into a thin metallic wire. This cleaning wire leaves an appropriate amount of solder on the tip end, which prevents the tip from being oxidized. Use without water prevents the tip temperature from decreasing rapidly or tip oxidation from being promoted.



The iron holder base is provided with a detachable waste collecting plate, which improves its maintainability.
 * Cleaning wire is an optional part.



Replacement tip

The thermal conduction of T18 series tips have been improved by reviewing the shapes which can transfer heat to the tip end

efficiently. Please be sure to use T18 series tips for FX-888 station to maintain its high performance.

<p>T18-B</p>	<p>T18-C1</p>	<p>T18-CSF25</p>	<p>T18-D08</p>
<p>T18-I</p>	<p>T18-CF1</p>	<p>T18-C3</p>	<p>T18-D12</p>
<p>T18-K</p>	<p>T18-CF15</p>	<p>T18-CF3</p>	<p>T18-D16</p>
<p>T18-SB</p>	<p>T18-C2</p>	<p>T18-C4</p>	<p>T18-D24</p>
<p>T18-C05</p>	<p>T18-CF2</p>	<p>T18-CF4</p>	<p>T18-D32</p>

•Specifications

Model name	HAKKO FX-888	
Main body color choices	Silver; Black; Red; Blue & yellow	
Power consumption	70W	
Temperature range	200 to 480°C	
Temperature stability	±1°C	
Temperature setting lock type	Dial screw type	
Station	Voltage	26V
	Dimensions	95(w) x 118(h) x 136(d)mm
	Weight (w/o cord)	Approx. 1.3kg
	Power consumption	65W(26V)
	Resistance between tip and ground	< 2Ω
	Tip to ground potential	< 2mV
	Cord	1.2m
	Total length (w/o cord)	190mm
	Weight (w/o cord)	44g
	Iron holder	Silver; or Blue & yellow

www.DataSheet4U.com

•Replacements/optional parts

Part number	Name/Description
FX8801-01	Soldering iron FX-8801/26V-65W
FH800-01BY	Iron holder FH-800/Blue & yellow
FH800-01SV	Iron holder FH-800/Silver
A1559	Cleaning sponge
A1561	Cleaning wire
B3474	Rubber cleaner
A1560	Heating element/26V-65W
B3469	Tip enclosure
B1785	Nut
B2022	Nipple
B3466	Calibration screwdriver

•Packing list

FX-888 station • FX-8801 Iron • Iron holder (with rubber cleaner and sponge) * Cleaning wire is an optional part. Hex wrench • Calibration screwdriver • Instruction manual





HEAD OFFICE

4-5, SHIOKUSA 2-CHOME, NANIWA-KU, OSAKA, 556-0024 JAPAN
TEL:+81-6-6561-3225 FAX:+81-6-6561-8466
<http://www.hakko.com> E-mail:sales@hakko.com

Please access to the following address for the other Sales affiliates.
<http://www.hakko.com>

Specifications and design are subject to change without notice.
Copyright HAKKO Corporation. All right reserved.