

Gold Bond Germanium Diodes

TYPE GL607

FEATURES Low forward voltage drop
 --low power consumption
 Thirty years of proven reliability
 --one million hours mean time between failures (MTBF)
 Very low noise level
 Metallurgically bonded

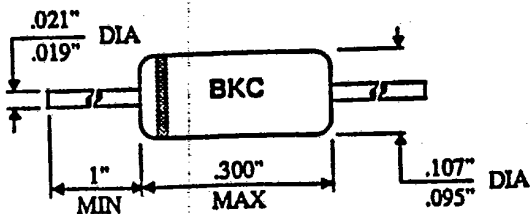
ABSOLUTE MAXIMUM RATINGS

Peak Inverse Voltage -	10V	@ 25 C unless otherwise specified
Peak Forward Current -	300mA	
Operating Temperature Range -	50 C to 75 C	
Average Power Dissipation -	80 mW	

ELECTRICAL CHARACTERISTICS

	Symbol	Condition	Min.	Max.	Unit	T C
Peak Inverse	PIV	100uA	10		volts	25 C
Reverse Current	Ir	1V		2	uA	25 C
Forward Voltage	Vf	1mA		.34	volts	25 C
Forward Voltage	Vf	10mA		.45	volts	25 C
Capacitance	C	0.1V, 1mHz		3	pf	25 C

MECHANICAL



Passes all mechanical and environmental requirements of MIL-S-19500, including shock and vibration.

BKC INTERNATIONAL ELECTRONICS, INC.
6 LAKE STREET, LAWRENCE, MA 01841
TEL NO. (508) 681-0392

TYPE
0A47
GOLD BONDED, GERMANIUM DIODE

ABSOLUTE MAXIMUM RATINGS

PEAK REVERSE VOLTAGE	25V
RECURRENT PEAK FORWARD	100mA
POWER DISSIPATION	80mW
OPERATING TEMPERATURE	-65 TO +75 DEGREES CELSIUS
STORAGE TEMPERATURE	+90 DEGREES CELSIUS

CHARACTERISTICS

PARAMETER	VF	IR	PIV	Trr
COND	10mA	25V	100uA	*
TA	25C	25C	25C	25C
LIMITS				
MIN	-----	-----	25V	-----
MAX	.450V	100uA	-----	70nS

*Trr CONDITIONS ARE QS= 10mA, PC= 150 MAX

PACKAGE CONFIGURATION

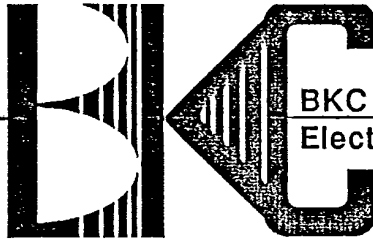
GLASS CASE JEDEC DO-7
(INCHES)

LEAD LENGTH	1.065 MAX
LEAD DIAMETER	.020 +/- .002
BODY LENGTH	.275 MAX.
BODY DIAMETER	.100 MAX.

MARKING

BLACK CATHODE BAND & BLACK DIGITAL PRINT

6 Lake Street
PO Box 1436
Lawrence, MA 01841



**BKC International
Electronics Inc.**

Telephone (617) 681-0392
TeleFax (617) 681-9135
Telex 928377

FEATURES

Low forward voltage drop—low power consumption
Thirty years of proven reliability—one million hours mean time between failures (MTBF)
Very low noise level
Metallurgically bonded

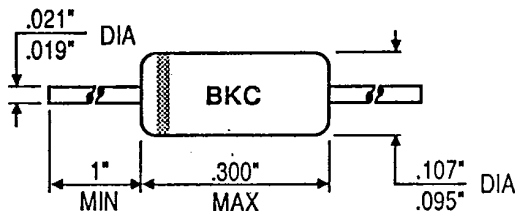
ABSOLUTE MAXIMUM RATINGS (at 25 °C, unless otherwise specified)

Peak Inverse Voltage 30 Volts
Peak Forward Current 500 mA
Operating Temperature - 65 °C to 85 °C
Average Power Dissipation 80 mW

ELECTRICAL CHARACTERISTICS

	Symbol	Conditions	Min	Max	Unit	T °C
Peak Inverse Voltage	PIV	1 mA	30		V	25 °C
Reverse Current	I_r	10 V		20	μ A	25 °C
Forward Voltage	V_f	10 mA		1	V	25 °C

MECHANICAL



Passes all mechanical and environmental requirements of MIL-S-19500, including shock and vibration.

6 Lake Street
 PO Box 1436
 Lawrence, MA 01841



**BKC International
 Electronics Inc.**

Telephone (617) 681-0392
 TeleFax (617) 681-9135
 Telex 928377

FEATURES

Low forward voltage drop—low power consumption
Thirty years of proven reliability—one million hours mean time between failures (MTBF)
Very low noise level
Metallurgically bonded

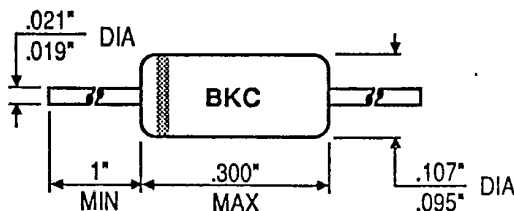
ABSOLUTE MAXIMUM RATINGS (at 25 °C, unless otherwise specified)

Peak Inverse Voltage	115 Volts
Peak Forward Current	500 mA
Operating Temperature	- 65 °C to 85 °C
Average Power Dissipation	80 mW

ELECTRICAL CHARACTERISTICS

	Symbol	Conditions	Min	Max	Unit	T °C
Peak Inverse Voltage	PIV	1 mA	115		V	25 °C
Reverse Current	I _r	100 V		80	μA	25 °C
Forward Voltage	V _f	10 mA		1.2	V	25 °C

MECHANICAL



Passes all mechanical and environmental requirements of MIL-S-19500, including shock and vibration.

6 Lake Street
PO Box 1436
Lawrence, MA 01841



BKC International
Electronics Inc.

Telephone (617) 681-0392
TeleFax (617) 681-9135
Telex 928377

FEATURES

Low forward voltage drop—low power consumption

Thirty years of proven reliability—one million hours mean time between failures (MTBF)

Very low noise level

Metallurgically bonded

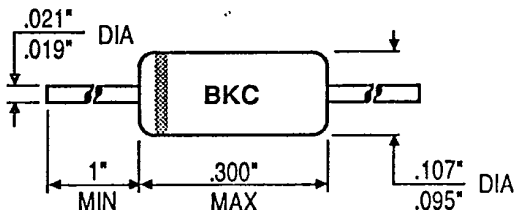
ABSOLUTE MAXIMUM RATINGS (at 25 °C, unless otherwise specified)

Peak Inverse Voltage	115 Volts
Peak Forward Current	500 mA
Operating Temperature	- 65 °C to 85 °C
Average Power Dissipation	80 mW

ELECTRICAL CHARACTERISTICS

	Symbol	Conditions	Min	Max	Unit	T °C
Peak Inverse Voltage	PIV	1 mA	115		V	25 °C
Reverse Current	I _r	40 V		30	μA	25 °C
Forward Voltage	V _f	10 mA		1.05	V	25 °C

MECHANICAL



Passes all mechanical and environmental requirements of MIL-S-19500, including shock and vibration.

6 Lake Street
 PO Box 1436
 Lawrence, MA 01841

Telephone (617) 681-0392
 TeleFax (617) 681-9135
 Telex 928377



**BKC International
 Electronics Inc.**

FEATURES

- Low forward voltage drop—low power consumption
- Thirty years of proven reliability—one million hours mean time between failures (MTBF)
- Very low noise level
- Metallurgically bonded

ABSOLUTE MAXIMUM RATINGS (at 25 °C, unless otherwise specified)

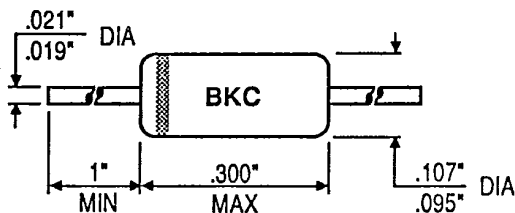
Peak Inverse Voltage	20 Volts
Peak Forward Current	500 mA
Operating Temperature	- 65 °C to 85 °C
Average Power Dissipation	80 mW

ELECTRICAL CHARACTERISTICS

	Symbol	Conditions	Min	Max	Unit	T °C
Peak Inverse Voltage	PIV	1 mA	20		V	25 °C
Reverse Current	I _r	10 V		20	μA	25 °C
Forward Voltage	V _f	100 mA		0.75	V	25 °C
Reverse Recovery	T _{rr}	See note		70		

NOTE: If = 10, V_r = 1, Recover to 10 mA.

MECHANICAL



Passes all mechanical and environmental requirements of MIL-S-19500, including shock and vibration.

6 Lake Street
PO Box 1436
Lawrence, MA 01841



BKC International
Electronics Inc.

Telephone (617) 681-0392
TeleFax (617) 681-9135
Telex 928377

FEATURES

Low forward voltage drop—low power consumption
Thirty years of proven reliability—one million hours mean time between failures (MTBF)
Very low noise level
Metallurgically bonded

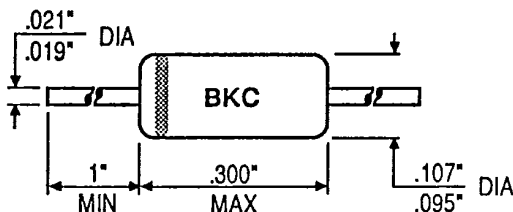
ABSOLUTE MAXIMUM RATINGS (at 25 °C, unless otherwise specified)

Peak Inverse Voltage 55 Volts
Peak Forward Current 500 mA
Operating Temperature - 65 °C to 85 °C
Average Power Dissipation 80 mW

ELECTRICAL CHARACTERISTICS

	Symbol	Conditions	Min	Max	Unit	T °C
Peak Inverse Voltage	PIV	1 mA	55		V	25 °C
Reverse Current	I_r	40 V		30	μ A	25 °C
Forward Voltage	V_f	10 mA		1.2	V	25 °C

MECHANICAL



Passes all mechanical and environmental requirements of MIL-S-19500, including shock and vibration.

6 Lake Street
PO Box 1436
Lawrence, MA 01841



BKC International
Electronics Inc.

Telephone (617) 681-0392
TeleFax (617) 681-9135
Telex 928377

FEATURES

Low forward voltage drop—low power consumption
Thirty years of proven reliability—one million hours mean time between failures (MTBF)
Very low noise level
Metallurgically bonded

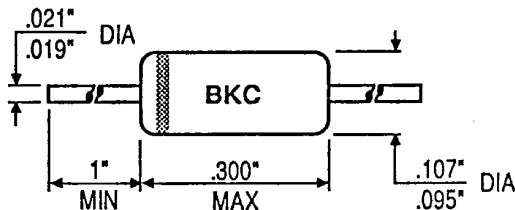
ABSOLUTE MAXIMUM RATINGS (at 25 °C, unless otherwise specified)

Peak Inverse Voltage	140 Volts
Peak Forward Current	500 mA
Operating Temperature	- 65 °C to 85 °C
Average Power Dissipation	80 mW

ELECTRICAL CHARACTERISTICS

	Symbol	Conditions	Min	Max	Unit	T °C
Peak Inverse Voltage	PIV	1 mA	140		V	25 °C
Reverse Current	I_r	100 V		55	μ A	25 °C
Forward Voltage	V_f	10 mA		1.4	V	25 °C

MECHANICAL



Passes all mechanical and environmental requirements of MIL-S-19500, including shock and vibration.

6 Lake Street
PO Box 1436
Lawrence, MA 01841

Telephone (617) 681-0392
TeleFax (617) 681-9135
Telex 928377



BKC International
Electronics Inc.

FEATURES

Low forward voltage drop—low power consumption

Thirty years of proven reliability—one million hours mean time between failures (MTBF)

Very low noise level

Metallurgically bonded

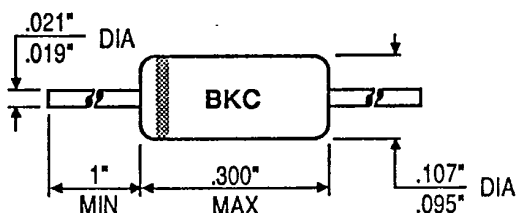
ABSOLUTE MAXIMUM RATINGS (at 25 °C, unless otherwise specified)

Peak Inverse Voltage	30 Volts
Peak Forward Current	500 mA
Operating Temperature	- 65 °C to 85 °C
Average Power Dissipation	80 mW

ELECTRICAL CHARACTERISTICS

	Symbol	Conditions	Min	Max	Unit	T °C
Peak Inverse Voltage	PIV	1 mA	30		V	25 °C
Reverse Current	I_r	10 V		20	μ A	25 °C
Forward Voltage	V_f	100 mA		0.75	V	25 °C

MECHANICAL



Passes all mechanical and environmental requirements of MIL-S-19500, including shock and vibration.

6 Lake Street
PO Box 1436
Lawrence, MA 01841



**BKC International
Electronics Inc.**

Telephone (617) 681-0392
TeleFax (617) 681-9135
Telex 928377

FEATURES

Low forward voltage drop—low power consumption
Thirty years of proven reliability—one million hours mean time between failures (MTBF)
Very low noise level
Metallurgically bonded

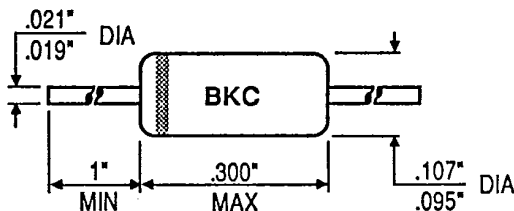
ABSOLUTE MAXIMUM RATINGS (at 25 °C, unless otherwise specified)

Peak Inverse Voltage 100 Volts
Peak Forward Current 500 mA
Operating Temperature - 65 °C to 85 °C
Average Power Dissipation 80 mW

ELECTRICAL CHARACTERISTICS

	Symbol	Conditions	Min	Max	Unit	T °C
Peak Inverse Voltage	PIV	1 mA	100		V	25 °C
Reverse Current	I _r	60 V		20	μA	25 °C
Forward Voltage	V _f	100 mA		0.85	V	25 °C

MECHANICAL



Passes all mechanical and environmental requirements of MIL-S-19500, including shock and vibration.

6 Lake Street
 PO Box 1436
 Lawrence, MA 01841



**BKC International
 Electronics Inc.**

Telephone (617) 681-0392
 TeleFax (617) 681-9135
 Telex 928377

FEATURES

Low forward voltage drop—low power consumption
 Thirty years of proven reliability—one million hours mean time between failures (MTBF)
 Very low noise level
 Metallurgically bonded

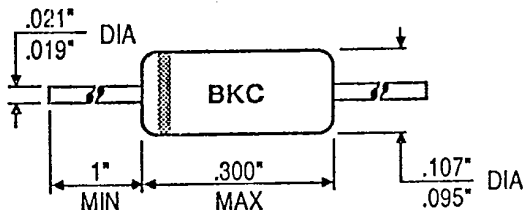
ABSOLUTE MAXIMUM RATINGS (at 25 °C, unless otherwise specified)

Peak Inverse Voltage	60 Volts
Peak Forward Current	500 mA
Operating Temperature Range	- 65 °C to 85 °C
Average Power Dissipation	80 mW

ELECTRICAL CHARACTERISTICS

	Symbol	Conditions	Min	Max	Unit	T °C
Peak Inverse Voltage	PIV	1 mA	60		V	25 °C
Reverse Current	I _r	10 V		15	μA	25 °C
Reverse Current	I _r	50 V		800	μA	°C
Forward Voltage	V _f	8.5 mA		1	V	25 °C

MECHANICAL



Passes all mechanical and environmental requirements of MIL-S-19500, including shock and vibration.