



HVCA Number	Repetitive Peak Reverse Voltage V_{RRM} V (Volts)	Avg. Forward Current Max. $I_{FVM}@55^{\circ}C$ mA (milliAmps)	Max. Forward Voltage Drop $V_F@10ma$ V (Volts)	Max. Reverse Current $I_R@V_{RRM}@25^{\circ}C$ μA (microAmps)	Max. Surge Current $I_{FSM}(8.3 ms)$ A (Amps)	Max. Reverse Recovery Time T_{rr} (nsec)	Case Length Inches
NV • FP-Subminiature 100 nsec Rectifier							
NV20FP	2000	20	10	0.02	3.0	100	Fig. 24
NV30FP	3000	20	10	0.02	3.0	100	Fig. 24
NV40FP	4000	20	10	0.02	3.0	100	Fig. 24
NV50FP	5000	20	10	0.02	3.0	100	Fig. 24
G • FS-Miniature 100 nsec High Voltage Rectifier							Fig. 2 L and D
G2FS	2000	25	15	0.20	3.0	100	0.20 0.10
G3FS	3000	25	15	0.20	3.0	100	0.20 0.10
G4FS	4000	25	15	0.20	3.0	100	0.20 0.10
G5FS	5000	25	15	0.20	3.0	100	0.20 0.10
G6FS	6000	25	18	0.20	3.0	100	0.32 0.12
G7FS	7000	25	18	0.20	3.0	100	0.32 0.12
G8FS	8000	25	25	0.20	3.0	100	0.32 0.12
G10FS	10000	25	25	0.20	3.0	100	0.32 0.12
G12FS	12000	10	35	0.20	3.0	100	0.40 0.12
G15FS	15000	10	35	0.20	3.0	100	0.40 0.12
G20FS	20000	10	55	0.20	3.0	100	0.60 0.12
G25FS	25000	10	55	0.20	3.0	100	0.60 0.12
G30FS	30000	10	55	0.20	3.0	100	0.60 0.12
G • FP-Miniature 100 nsec High Voltage Rectifier							Fig. 2 L and D
G20FP	20000	10	55	0.20	3.0	100	0.47 0.12
G25FP	25000	10	55	0.20	3.0	100	0.47 0.12
G30FP	30000	10	55	0.20	3.0	100	0.47 0.12
G • FG-Glass Passivated Fast Recovery High Voltage Rectifier							Fig. 3 L
G10FG	10000	10	50	0.20	3.0	100	0.44 Max
G12FG	12000	10	50	0.20	3.0	100	0.44 Max
G15FG	15000	10	50	0.20	3.0	100	0.44 Max
G20FG	20000	10	70	0.20	3.0	200	0.5 Max
G25FG	25000	10	70	0.20	3.0	200	0.5 Max
G30FG	30000	10	70	0.20	3.0	200	0.5 Max
G • GE-Poured Epoxy Overmolded Fast Recovery Glass Passivated High Voltage Rectifier							
G10GE	10000	15	50	0.20	3.0	100	Fig. 4
G12GE	12000	15	50	0.20	3.0	100	Fig. 4
G15GE	15000	15	50	0.20	3.0	100	Fig. 4
G20GE	20000	15	70	0.20	3.0	200	Fig. 4
G25GE	25000	15	70	0.20	3.0	200	Fig. 4
G30GE	30000	15	70	0.20	3.0	200	Fig. 4

Figure 24-NV • FP Series

Lead Diameter 0.020

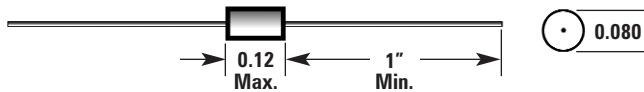


Figure 2-G • FS Series

Lead Diameter 0.023

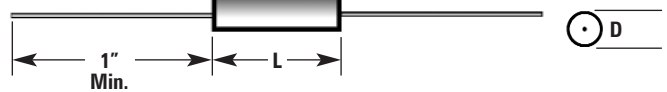


Figure 3-G • FG Series

Lead Diameter 0.024

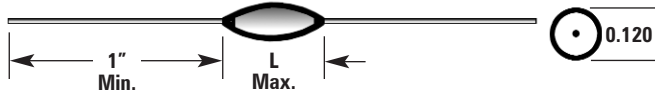


Figure 4-G • GE Series

Lead Diameter 0.024

