




Flyback Transformer

For Maxim MAX16801
Off-Line LED Driver



- Designed for PWM Dimming of High-Brightness LEDs
- Shown on Maxim MAX16801 demonstration board
- Bias winding output: 18 V, 20 mA
- 400 V input; 110 V, 0.4 A output
- 1500 Vrms, one minute primary and bias to secondary isolation

Core material Ferrite

Terminations RoHS tin-silver (96.5/3.5) over tin over nickel over phos bronze. Other terminations available at additional cost.

Weight 21.3 g

Ambient temperature -40°C to +125°C

Storage temperature Component: -40°C to +125°C.
Tray packaging: -40°C to +80°C

Resistance to soldering heat Max three 40 second reflows at +260°C, parts cooled to room temperature between cycles

Moisture Sensitivity Level (MSL) 1 (unlimited floor life at <30°C / 85% relative humidity)

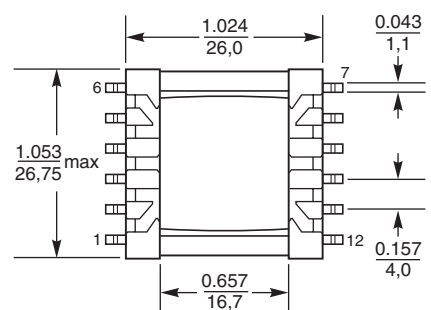
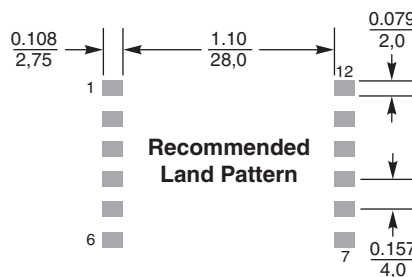
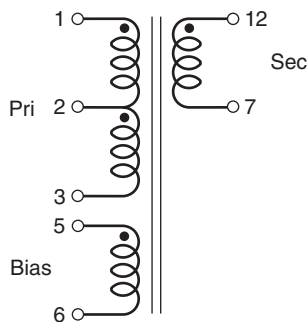
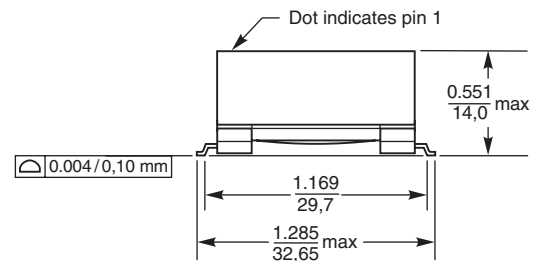
Failures in Time (FIT) / Mean Time Between Failures (MTBF)
38 per billion hours / 26,315,789 hours, calculated per Telcordia SR-332

Packaging 24 parts per tray

PCB washing Only pure water or alcohol recommended

Part number	Inductance at 0 Adc ¹ ±10% (µH)	Inductance at Ipk ² min (µH)	DCR max (Ohms)	Leakage Inductance ³ max (µH)	Turns ratio		Ipk ² (A)	Output ⁴
					pri : sec	pri : bias		
GA3502-BL	800	720	1.283 (pins 1-3) 0.146 (pins 5-6) 0.361 (pins 12-7)	6.60	1 : 0.35	1 : 0.06	0.75	110 V, 0.4 A

1. Inductance is for the primary (pins 1-3), measured at 250 kHz, 0.3 Vrms.
 2. Peak primary current drawn at minimum input voltage.
 3. Leakage inductance is for the primary winding (pins 1-3) with the secondary winding shorted.
 4. Output is for the secondary. Bias winding output is 18 V, 20 mA.
 5. Electrical specifications at 25°C.
- Refer to Doc 362 "Soldering Surface Mount Components" before soldering.



Dimensions are in inches/mm



US +1-847-639-6400 sales@coilcraft.com
UK +44-1236-730595 sales@coilcraft-europe.com
Taiwan +886-2-2264 3646 sales@coilcraft.com.tw
China +86-21-6218 8074 sales@coilcraft.com.cn
Singapore + 65-6484 8412 sales@coilcraft.com.sg

Document 708 Revised 12/15/11

© Coilcraft Inc. 2012

This product may not be used in medical or high risk applications without prior Coilcraft approval. Specification subject to change without notice. Please check out web site for latest information.