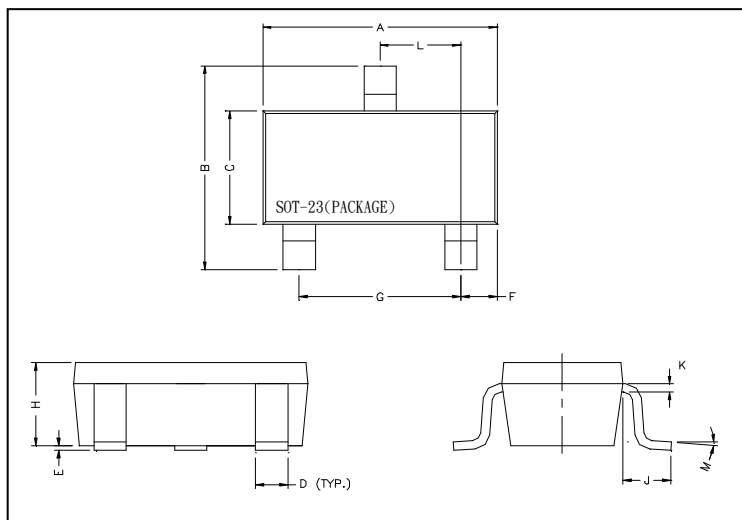


## GBAT34

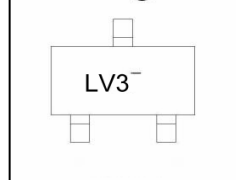
### Description

Schottky Diode .

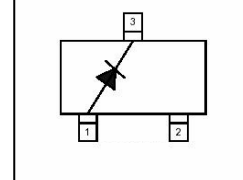
### Package Dimensions



### Marking :



### Diagram:



Style : Pin 1.Anode 2.Cathode 3.Common Connection

REF.	Millimeter		REF.	Millimeter	
	Min.	Max.		Min.	Max.
A	2.70	3.10	G	1.90	REF.
B	2.40	2.80	H	1.00	1.30
C	1.40	1.60	K	0.10	0.20
D	0.35	0.50	J	0.40	-
E	0	0.10	L	0.85	1.15
F	0.45	0.55	M	0°	10°

### Absolute Maximum Ratings

Parameter	Symbol	Ratings	Unit
Peak forward current		200	mA
Recurrent Peak Reverse Voltage	VRRM	30	V
RMS Voltage	VRMS	21	V
DC Blocking Voltage	VDC	30	V
Average Forward Rectified Current	Io	100	mA
Peak Forward Surge Current at 1 Sec	IFSM	600	mA
Typical Junction Capacitance between Terminal(note 1)	CJ	10	pF
Reverse Recovery Time(Note 2)	TRR	5.0	nSec
Operating Temperature Range	TJ	+150	°C
Storage Temperature	Tstg	-55 ~ +150	°C
Total Power Dissipation at Ta = 25°C	PD	150	mW

### Characteristics at Ta = 25°C

characteristics	Symbol	Min	Max.	Unit	Test Conditions
Maximum Instantaneous Forward Voltage	VF	-	1000	mV	IF=100mA
Maximum Average Reverse Current	IR	-	2.0	uA	VR=25V

Note: 1.Measured at 1.0 MHz and applied reverse voltage of 1.0 volts.

2.Measured at applied forward current of 10 mA and reverse current of 10 mA.

3.ESD sensitive product handling required.

### Characteristics Curve

FIG. 1 - FORWARD CHARACTERISTICS

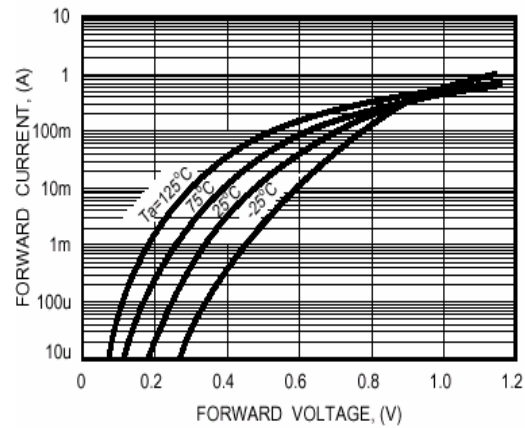


FIG. 2 - REVERSE CHARACTERISTICS

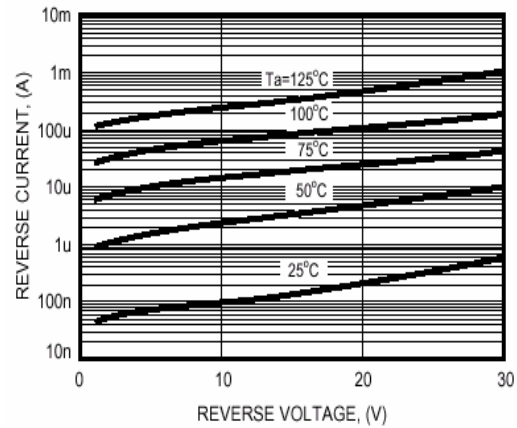


FIG. 3 - TYPICAL JUNCTION CAPACITANCE

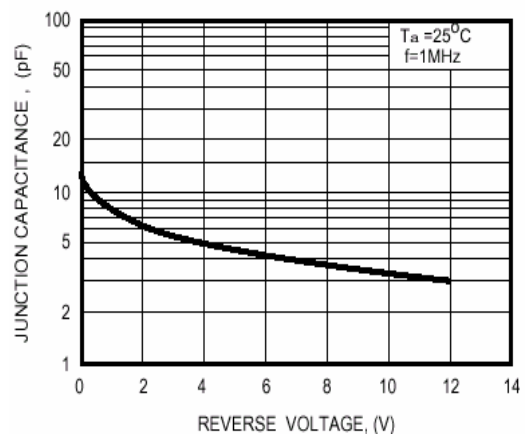
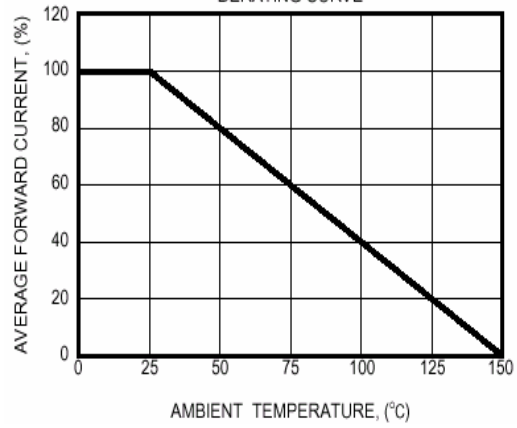


FIG. 4 - TYPICAL FORWARD CURRENT DERATING CURVE



**Important Notice:**

- All rights are reserved. Reproduction in whole or in part is prohibited without the prior written approval of GTM.
- GTM reserves the right to make changes to its products without notice.
- GTM semiconductor products are not warranted to be suitable for use in life-support Applications, or systems.
- GTM assumes no liability for any consequence of customer product design, infringement of patents, or application assistance.

**Head Office And Factory:**

- **Taiwan:** No. 17-1 Tatung Rd. Fu Kou Hsin-Chu Industrial Park, Hsin-Chu, Taiwan, R. O. C.  
TEL : 886-3-597-7061 FAX : 886-3-597-9220, 597-0785
- **China:** (201203) No.255, Jang-Jiang Tsai-Lueng RD. , Pu-Dung-Hsin District, Shang-Hai City, China  
TEL : 86-21-5895-7671 FAX : 86-21-38950165