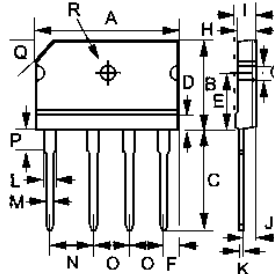


GBJ15005 thru GBJ1516

Single Phase Bridge Rectifiers



Dimensions GBJ(RS6M)



GBJ		
DIM.	MIN.	MAX.
A	29.70	30.30
B	19.70	20.30
C	17.0	18.0
D	4.70	4.90
E	10.80	11.20
F	2.30	2.70
G	3.10	3.40
H	3.40	3.80
i	4.40	4.80
J	2.50	2.90
K	0.60	0.80
L	2.00	2.40
M	0.90	1.10
N	9.80	10.20
O	7.30	7.70
P	3.80	4.20
Q	(3.0) x 45°	
R	3.10 ∅	3.40 ∅

All Dimensions in millimeter

	V _{RRM}	V _{RMS}	V _{DC}
	V	V	V
GBJ15005	50	35	50
GBJ1502	200	140	200
GBJ1504	400	280	400
GBJ1506	600	420	600
GBJ1508	800	560	800
GBJ1512	1200	840	1200
GBJ1516	1600	1120	1600

Symbol	Characteristics	Maximum Ratings	Unit
I _{AV}	Maximum Average Forward (With Heatsink Note 2) Rectified Current @T _c =100°C (Without Heatsink)	15.0 3.2	A
I _{FSM}	Peak Forward Surge Current 8.3ms Single Half-Sine-Wave Superimposed On Rated Load (JEDEC METHOD)	240	A
V _F	Maximum Forward Voltage At 7.5A DC	1.05	V
I _R	Maximum DC Reverse Current @T _J =25°C At Rated DC Blocking Voltage @T _J =125°C	10 500	uA
I ² t	I ² t Rating For Fusing (t < 8.3 ms)	240	A ² S
C _J	Typical Junction Capacitance Per Element (Note 1)	60	pF
R _{θJC}	Typical Thermal Resistance (Note 2)	0.8	°C/W
T _J	Operating Temperature Range	-55 to +150	°C
T _{STG}	Storage Temperature Range	-55 to +150	°C

NOTES: 1. Measured At 1.0MHz And Applied Reverse Voltage Of 4.0V DC.
2. Device Mounted On 300mm x 300mm x 1.6mm Cu Plate Heatsink.

FEATURES

- * Rating to 1000V PRV
- * Ideal for printed circuit board
- * Low forward voltage drop, high current capability
- * Reliable low cost construction utilizing molded plastic technique results in inexpensive product
- * RoHS compliant
- * UL File E310749

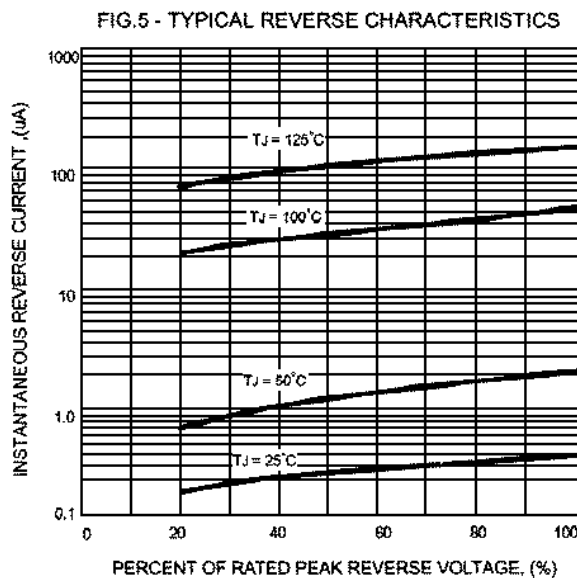
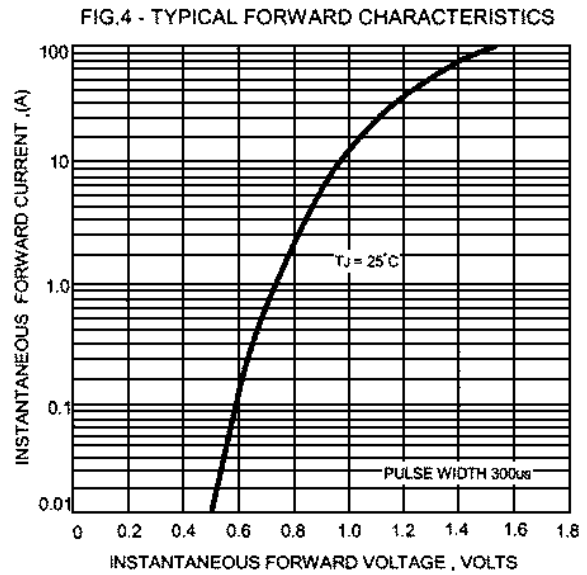
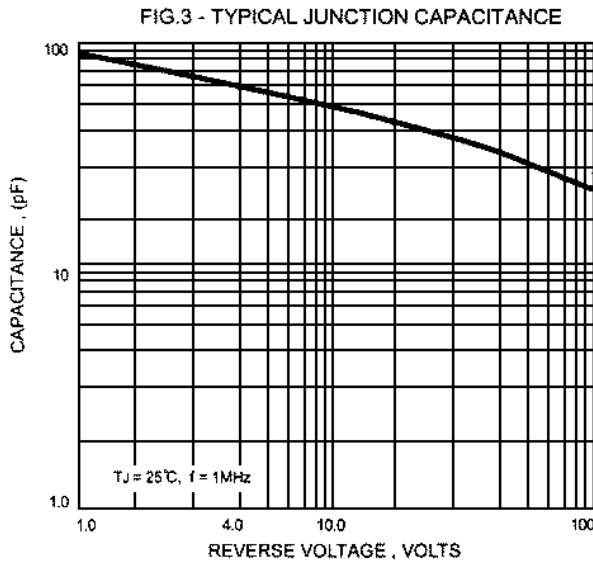
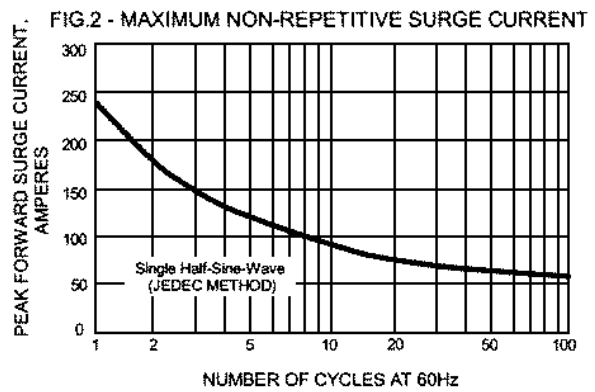
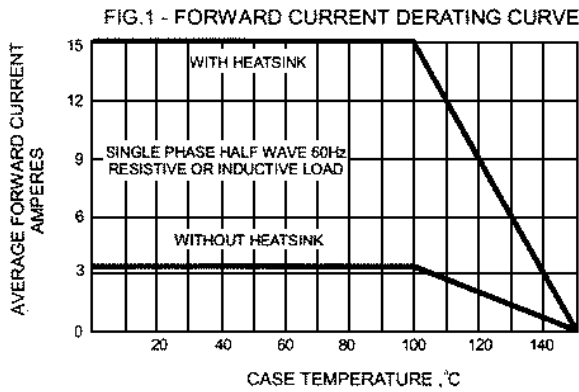
MECHANICAL DATA

- * Polarity: Symbols molded on body
- * Weight: 7 grams
- * Mounting position: Any



GBJ15005 thru GBJ1516

Single Phase Bridge Rectifiers



Sirectifier®