

GBJ15A THRU GBJ15M

List

List..... 1

Package outline..... 2

Features..... 2

Mechanical data..... 2

Maximum ratings 2

Rating and characteristic curves..... 3

Pinning information..... 4

Marking..... 4

Tube packing..... 4

Suggested thermal profiles for soldering processes..... 5

High reliability test capabilities..... 6

GBJ15A THRU GBJ15M

15.0A Glass Passivated Single Phase Bridge Rectifiers - 50 - 1000V

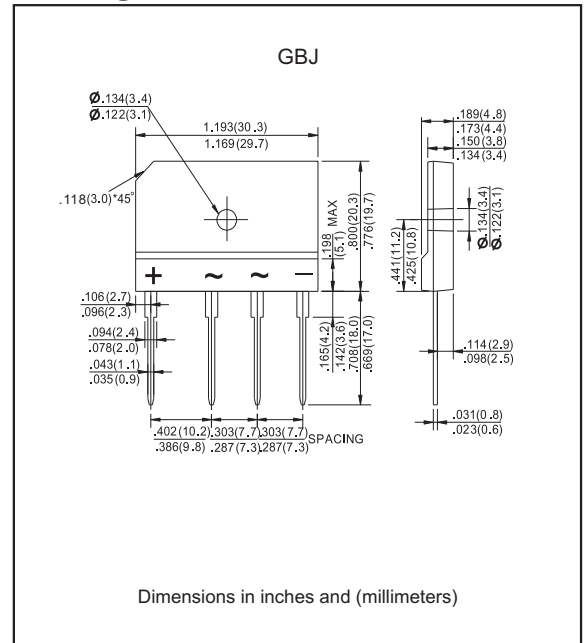
Features

- Rating to 1000V PRV
- Ideal for printed circuit board
- Low forward voltage drop, high current capability
- Reliable low cost construction utilizing molded plastic technique results in inexpensive product
- Glass passivated chip junction.
- Lead-free parts meet RoHS requirements.
- UL recognized file # E321971
- Suffix "-H" indicates Halogen free parts, ex. GBJ15A-H.

Mechanical data

- Epoxy: UL94-V0 rated flame retardant
- Case : Molded plastic, GBJ
- Terminals : Solder plated, solderable per MIL-STD-750, Method 2026
- Polarity : marked on body
- Mounting Position : Any
- Weight : Approximated 7.00 gram

Package outline



Maximum ratings and Electrical Characteristics (AT $T_A=25^\circ\text{C}$ unless otherwise noted)

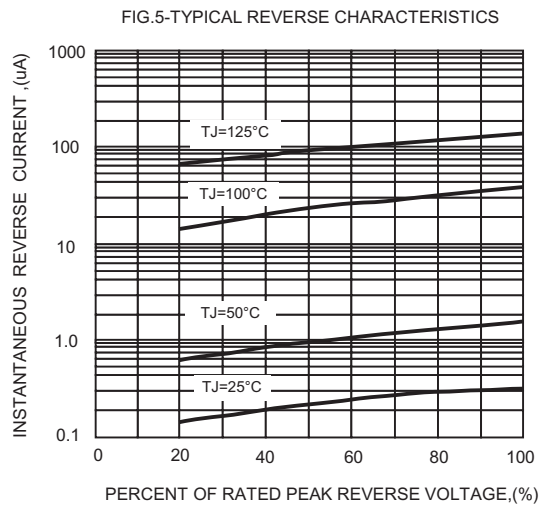
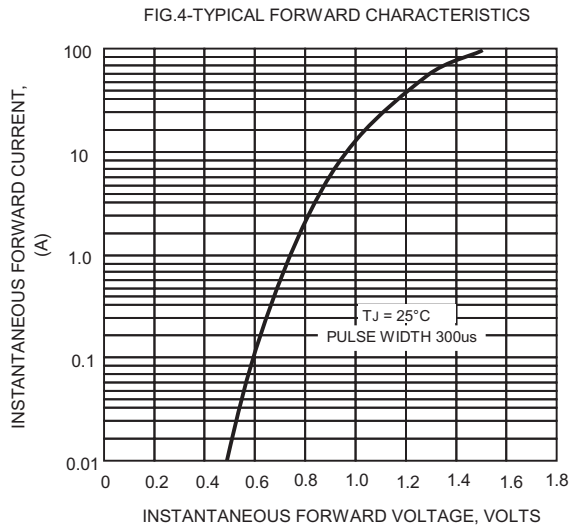
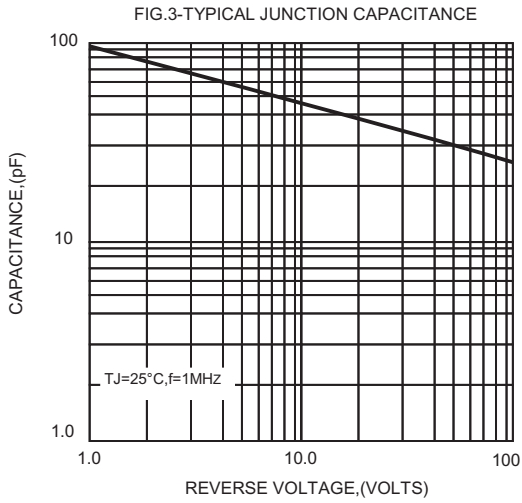
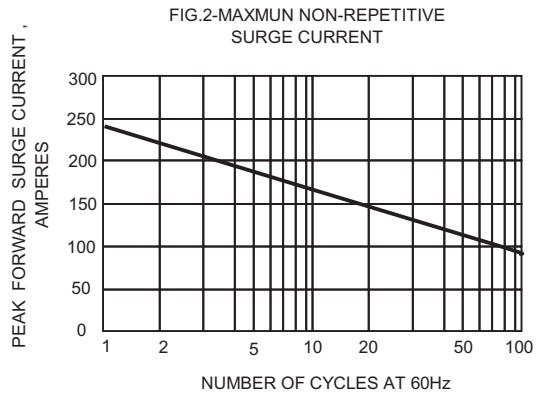
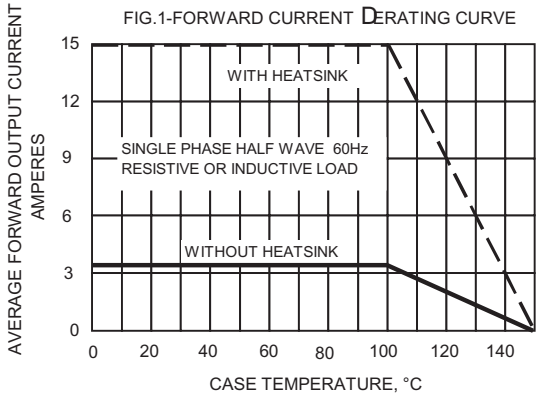
PARAMETER	CONDITIONS	SYMBOL	MIN.	TYP.	MAX.	UNIT
Maximum average forward rectified current	with heatsink Note 1 @ $T_c=100^\circ\text{C}$ without heatsink	$I_{F(AV)}$			15.0 3.2	A
Forward surge current	8.3ms single half sine-wave (JEDEC method)	I_{FSM}			240	A
Reverse current	$V_R = V_{RRM}$ $T_J = 25^\circ\text{C}$	I_R			10.0	μA
	$V_R = V_{RRM}$ $T_J = 125^\circ\text{C}$				500	
Rating for fusing	$t < 8.3$ ms	I^2t			240	A^2s
Typical Junction capacitance Per Element	Measured at 1.0MHz and applied reverse voltage of 4.0V DC	C_J		60		pF
Typical thermal resistance	Junction to case	$R_{\theta JC}$		0.8		$^\circ\text{C}/\text{W}$
Storage temperature		T_{STG}	-65		+175	$^\circ\text{C}$

Note: 1. Device mounted on 300mm*300mm*1.6mm Cu plate heatsink.

SYMBOLS	V_{RRM}^{*1} (V)	V_{RMS}^{*2} (V)	V_R^{*3} (V)	V_F^{*4} (V)	Operating temperature T_J , ($^\circ\text{C}$)
GBJ15A	50	35	50	1.10	-55 to +150
GBJ15B	100	70	100		
GBJ15D	200	140	200		
GBJ15G	400	280	400		
GBJ15J	600	420	600		
GBJ15K	800	560	800		
GBJ15M	1000	700	1000		

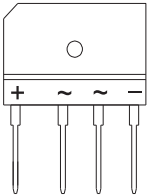
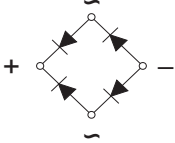
- *1 Repetitive peak reverse voltage
- *2 RMS voltage
- *3 Continuous reverse voltage
- *4 Maximum forward voltage@ $I_F=7.5\text{A}$

Rating and characteristic curves (GBJ15A THRU GBJ15M)



GBJ15A THRU GBJ15M

Pinning information

Simplified outline	Symbol
	

Marking

Type number	Marking code
GBJ15A	GBJ15A
GBJ15B	GBJ15B
GBJ15D	GBJ15D
GBJ15G	GBJ15G
GBJ15J	GBJ15J
GBJ15K	GBJ15K
GBJ15M	GBJ15M

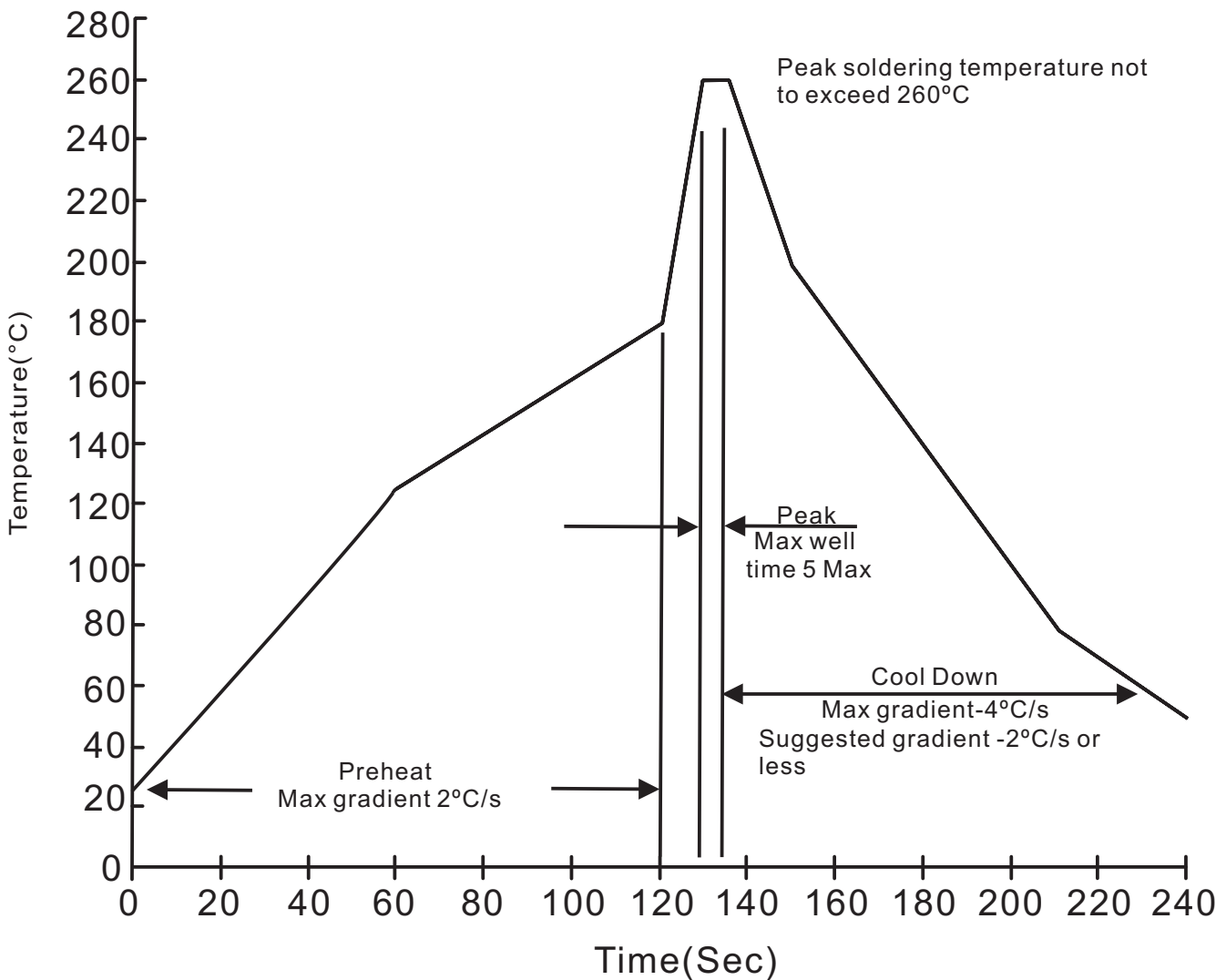
Tube packing

PACKAGE	TUBE (pcs)	TUBE SIZE (m/m)	CARTON SIZE (m/m)	CARTON (pcs)	APPROX. GROSS WEIGHT (kg)
GBJ	15	475*42.0*8.1	496*224*101	750	7.8

GBJ15A THRU GBJ15M

Suggested thermal profiles for soldering processes

1. Lead free temperature profile wave-soldering



GBJ15A THRU GBJ15M**High reliability test capabilities**

Item Test	Conditions	Reference
1. Solder Resistance	at $260\pm 5^{\circ}\text{C}$ for $10\pm 2\text{sec}$. immerse body into solder $1/16''\pm 1/32''$	MIL-STD-750D METHOD-2031
2. Solderability	at $245\pm 5^{\circ}\text{C}$ for 5 sec.	MIL-STD-202F METHOD-208
3. High Temperature Reverse Bias	$V_R=80\%$ rate at $T_J=150^{\circ}\text{C}$ for 168 hrs.	MIL-STD-750D METHOD-1038
4. Forward Operation Life	Rated average rectifier current at $T_A=25^{\circ}\text{C}$ for 500hrs.	MIL-STD-750D METHOD-1027
5. Intermittent Operation Life	$T_A = 25^{\circ}\text{C}$, $I_F = I_o$ On state: power on for 5 min. off state: power off for 5 min. on and off for 500 cycles.	MIL-STD-750D METHOD-1036
6. Pressure Cooker	$15P_{SIG}$ at $T_A=121^{\circ}\text{C}$ for 4 hrs.	JESD22-A102
7. Temperature Cycling	-55°C to $+125^{\circ}\text{C}$ dwelled for 30 min. and transferred for 5min. total 10 cycles.	MIL-STD-750D METHOD-1051
8. Forward Surge	8.3ms single half sine-wave , one surge.	MIL-STD-750D METHOD-4066-2
9. Humidity	at $T_A=85^{\circ}\text{C}$, RH=85% for 1000hrs.	MIL-STD-750D METHOD-1021
10. High Temperature Storage Life	at 175°C for 1000 hrs.	MIL-STD-750D METHOD-1031