

Single-Phase Glass Passivated Bridge Rectifier

Features

- Plastic package has Underwriters Laboratory Flammability Classification 94 V-0
- Glass passivated die construction
- High case dielectric strength of 1500 V_{RMS}
- Low reverse leakage current
- Ideal for printed circuit boards
- Surge overload rating to 240A Peak
- This series is UL recognized under component index, File number E194718
- RoHS Compliant



GBJ



Mechanical Data

Case:	Molded Plastic
Terminals:	Plated leads solderable per MIL-STD-202, method 208
Polarity:	Molded on Body
Mounting:	Through Hole for #6 Screw
Mounting Torque:	6.0 In-1bs Max.
Weight:	6.6 grams

Maximum Ratings ($T_{Ambient}=25^{\circ}C$ unless noted)

Symbol	Description	GBJ20005	GBJ2001	GBJ2002	GBJ2004	GBJ2006	GBJ2008	GBJ2010	Unit
V_{RRM}	Max. Repetitive Peak Reverse Voltage	50	100	200	400	600	800	1000	V
V_{RMS}	Max. RMS Voltage	35	70	140	280	420	560	700	V
V_{DC}	Max. DC Blocking Voltage	50	100	200	400	600	800	1000	V
I_(AV)	Max. Average Forward Rectified Output Current at T _c =100°C	20							A
I_{FSM}	Peak Forward Surge Current 8.3ms single half sine-wave superimposed on rated load(JEDEC method)	240							A
I_t	Rating for Fusing (t<8.3ms)	240							A ² s
T_J, T_{STG}	Operating and Storage Temperature Range	-65 to +150							°C

Single-Phase Glass Passivated Bridge Rectifier

GBJ20005 - GBJ2010

Electrical Characteristics ($T_{Ambient}=25^{\circ}C$ unless noted otherwise)

Symbol	Description	GBJ20 005	GBJ20 01	GBJ20 02	GBJ20 04	GBJ20 06	GBJ20 08	GBJ20 10	Unit	
V_F	Max. Instantaneous Forward Voltage Drop per leg at 10A DC	1.1							V	
I_R	Max. DC Reverse Current at Rated DC Blocking Voltage per leg	$T_A=25^{\circ}C$							10	μA
		$T_C=125^{\circ}C$							500	
C_J	Typical Junction Capacitance per leg (Note2)	60							pF	
$R_{\theta-JC}$	Typical Thermal Resistance Junction to case (Note3)	2.0							$^{\circ}C/W$	

Notes:

1. Non-repetitive: For $t > 1ms$ and $< 8.3ms$.
2. Measured at 1.0 MHz and applied reverse voltage of 4.0V DC.
3. Thermal resistance from junction to case per leg. Unit mounted 300 x 300 x 1.0mm aluminum plate heat sink.
4. Single phase, 60Hz, resistive or inductive load.
5. For capacitive load, derate current by 20%.

Typical Characteristics Curves

Fig.1- Derating Curve Output Rectified Current

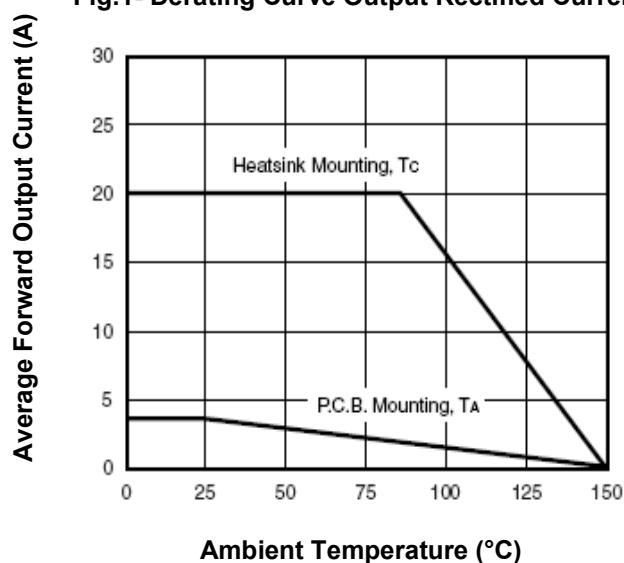
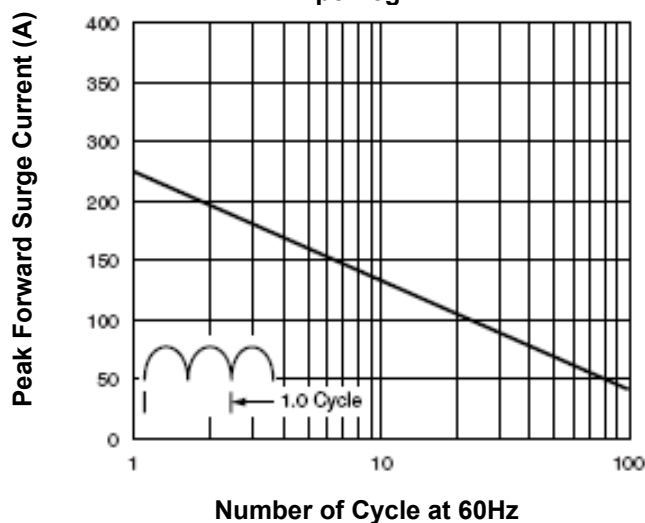


Fig.2- Max. Non-Repetitive Peak Forward Surge Current per leg



Single-Phase Glass Passivated Bridge Rectifier

GBJ20005 - GBJ2010

Fig.3- Typical Forward Characteristics per leg

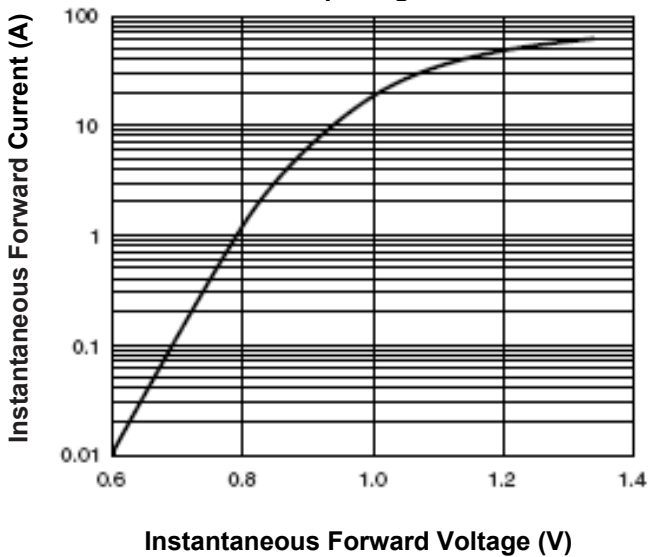


Fig.4- Typical Reverse Characteristics per leg

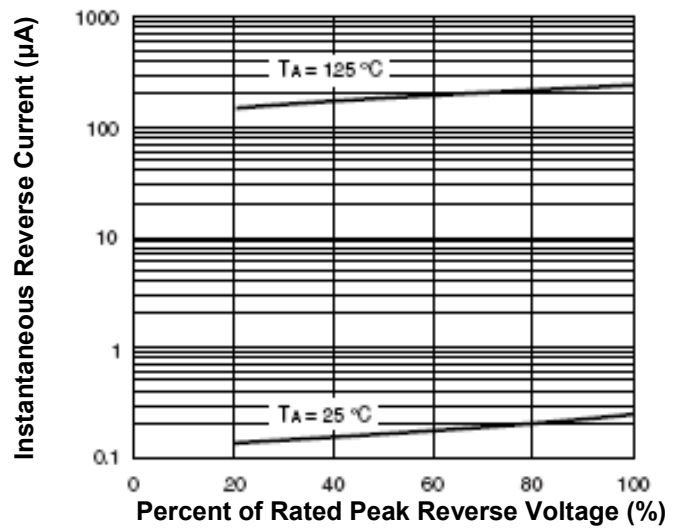


Fig.5- Typical Junction Capacitance per leg

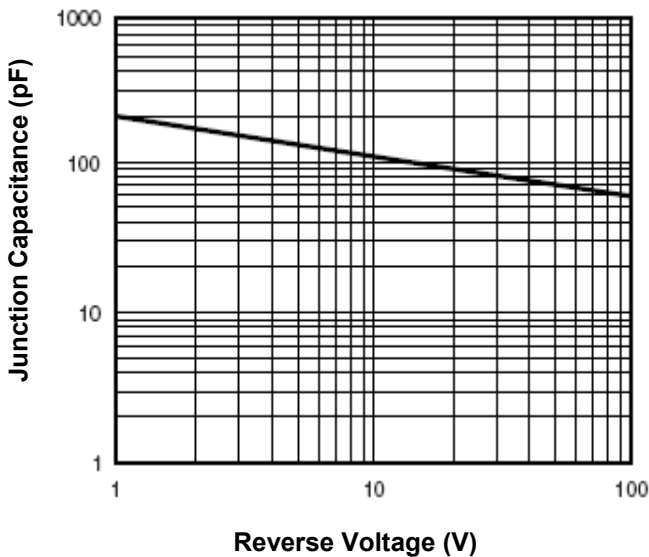
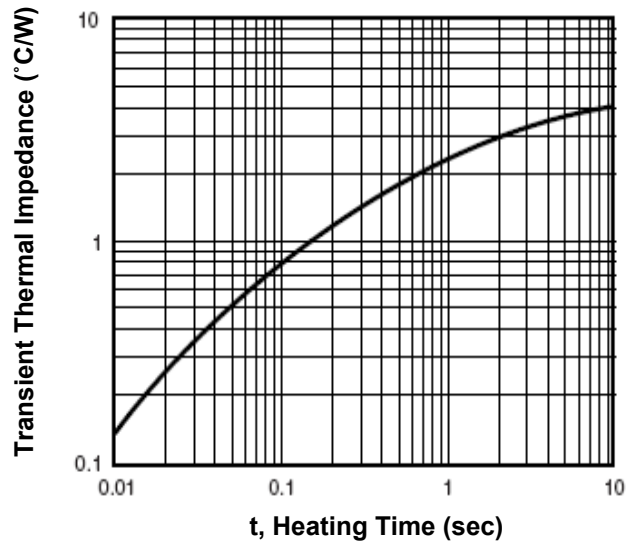


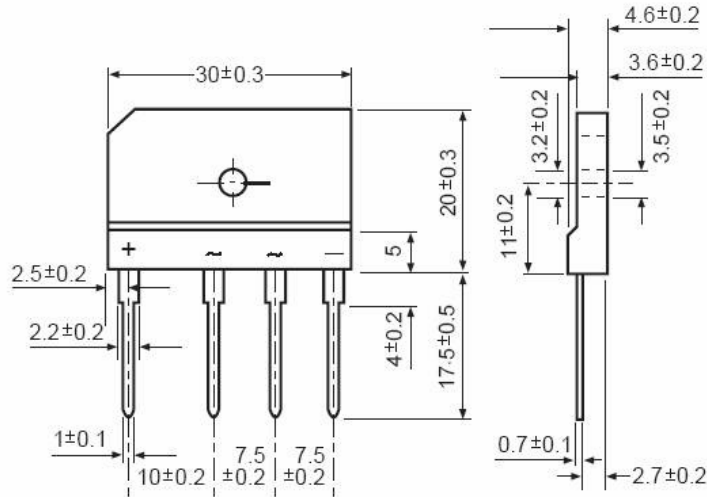
Fig.6- Typical Transient Thermal Impedance



Single-Phase Glass Passivated Bridge Rectifier

GBJ20005 - GBJ2010

Dimensions in mm



GBJ

How to contact us:

US HEADQUARTERS

28040 WEST HARRISON PARKWAY, VALENCIA, CA 91355-4162

Tel: (800) TAITRON (800) 824-8766 (661) 257-6060

Fax: (800) TAITFAX (800) 824-8329 (661) 257-6415

Email: taitron@taitroncomponents.com

Http://www.taitroncomponents.com

TAITRON COMPONENTS MEXICO, S.A .DE C.V.

BOULEVARD CENTRAL 5000 INTERIOR 5 PARQUE INDUSTRIAL ATITALAQUIA, HIDALGO C.P.
42970 MEXICO

Tel: +52-55-5560-1519

Fax: +52-55-5560-2190

TAITRON COMPONENTS INCORPORATED REPRESENTAÇÕES DO BRASIL LTDA

RUA DOMINGOS DE MORAIS, 2777, 2.ANDAR, SALA 24 SAÚDE - SÃO PAULO-SP 04035-001 BRAZIL

Tel: +55-11-5574-7949

Fax: +55-11-5572-0052

TAITRON COMPONENTS INCORPORATED, SHANGHAI REPRESENTATIVE OFFICE

CROSS REGION PLAZA, 899 LINGLING ROAD, SUITE 18C, SHANGHAI, 200030, CHINA

Tel: +86-21-5424-9942

Fax: +86-21-5424-9931