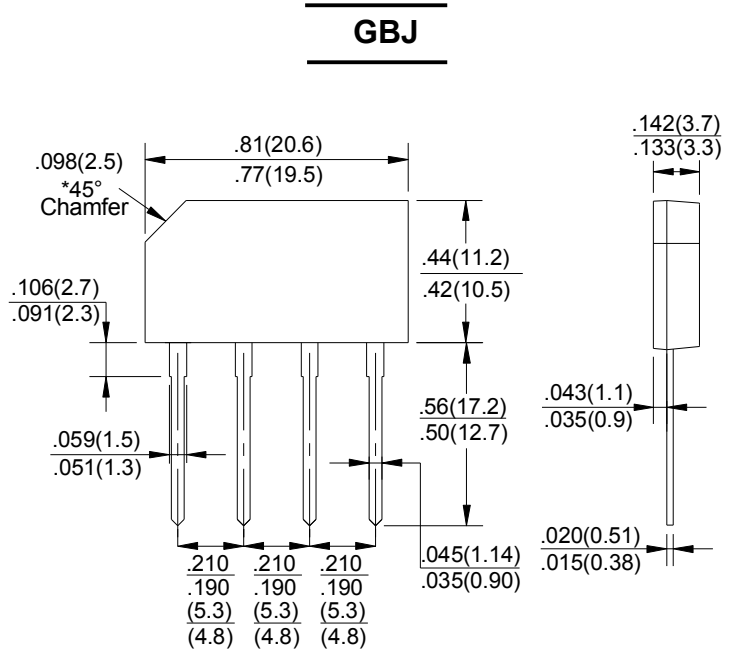


## FEATURES

- Surge overload rating -60amperes peak
- Ideal for printed circuit board
- Plastic material has U/L flammability classification 94V-0
- Mounting position:Any



## MAXIMUM RATINGS AND ELECTRICAL CHARACTERISTICS

Rating at 25°C ambient temperature unless otherwise specified.

Resistive or inductive load,60HZ.

For capacitive load, derate current by 20%

CHARACTERISTICS	SYMBOL	GBJ 205	GBJ 201	GBJ 202	GBJ 204	GBJ 206	GBJ 208	GBJ 210	UNIT
Maximum Recurrent Peak Reverse Voltage	V <sub>RRM</sub>	50	100	200	400	600	800	1000	V
Maximum RMS Bridge Input Voltage	V <sub>RMS</sub>	35	70	140	280	420	560	700	V
Maximum DC Blocking Voltage	V <sub>DC</sub>	50	100	200	400	600	800	1000	V
Maximum Average Forward Rectified Output Current @ T <sub>A</sub> =50°C	I <sub(av)< sub=""></sub(av)<>	2.0							A
Peak Forward Surge Current 8.3ms Single Half Sine-Wave Super Imposed on Rated Load	I <sub>FSM</sub>	50							A
Maximum Forward Voltage Drop Per Bridge Element at 2.0A Peak	V <sub>F</sub>	1.1							V
Maximum Reverse Current at Rated DC Blocking Voltage Per Element	I <sub>R</sub>	10.0							μA
Maximum Reverse Current at Rated DC Blocking Voltage Per Element @ T <sub>J</sub> =100°C	I <sub>R</sub>	1.0							mA
Operating Temperature Range	T <sub>J</sub>	-55 to +150							°C
Storage Temperature Range	T <sub>STG</sub>	-55 to +150							°C

# RATING AND CHARACTERISTIC CURVES

FIG.1- DERATING CURVE  
OUTPUT RECTIFIED CURRENT

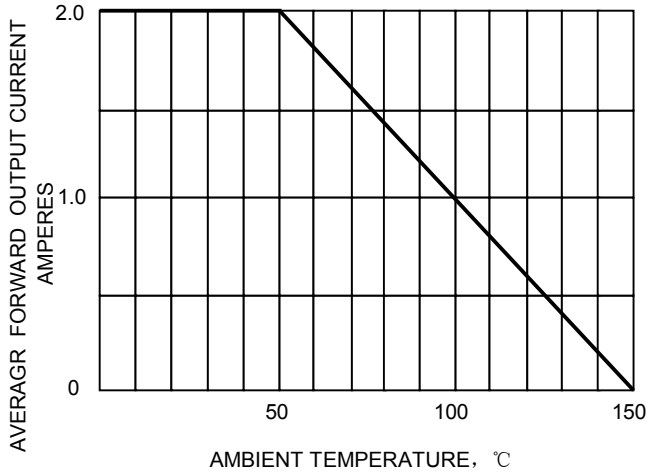


FIG.2-TYPICAL FORWARD CHARACTERISTICS

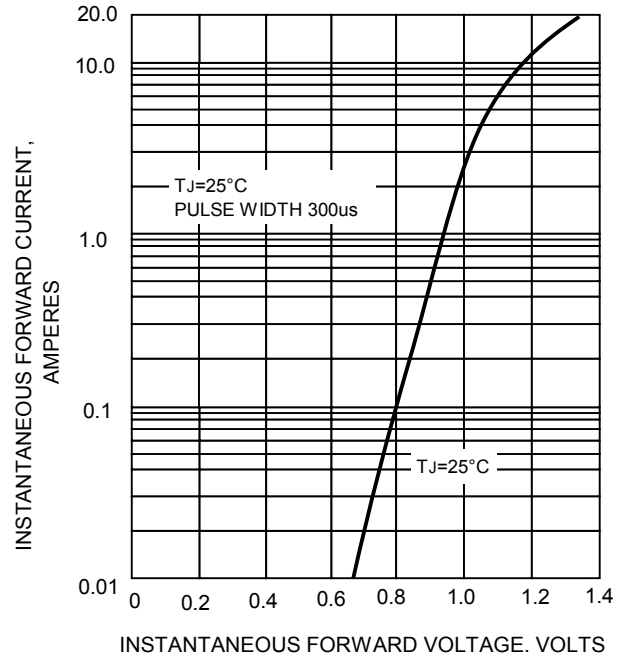


FIG.3-TYPICAL REVERSE CHARACTERISTICS

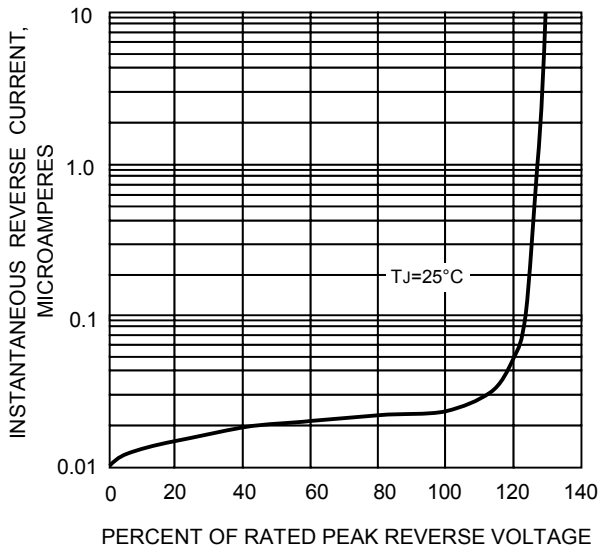


FIG.4-MAXIMUM FORWARD SURGE CURRENT

