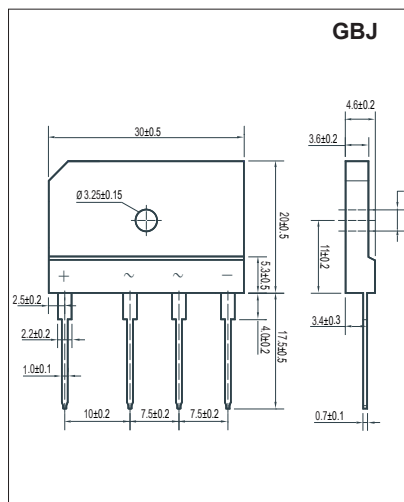


# GBJ2500 TO GBJ2510

## BRIDGE RECTIFIERS

*Reverse Voltage - 50 to 1000 Volts Forward Current - 25.0 Amperes*



Dimensions in millimeters

### FEATURES

- Glass passivated chip junctions
- Low reverse current operation
- High Junction Temperature
- High Forward Surge Capability
- Lead free in compliance with EU RoHS 2011/65/EU directive

### MECHANICAL DATA

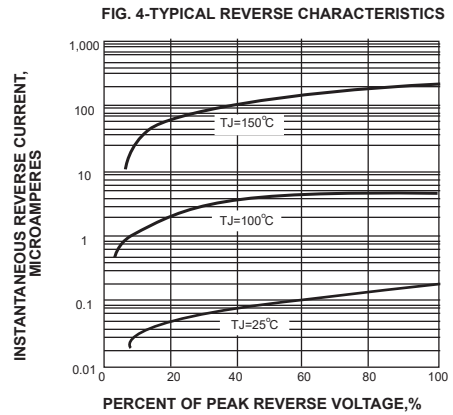
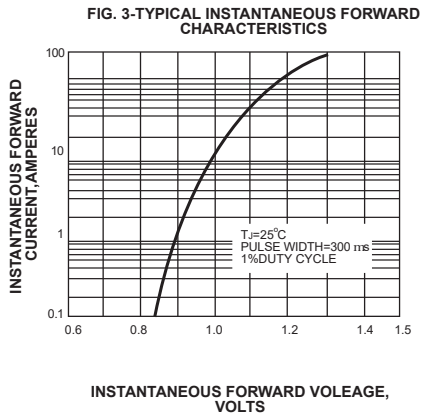
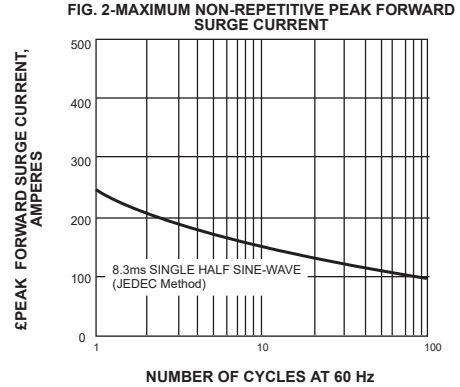
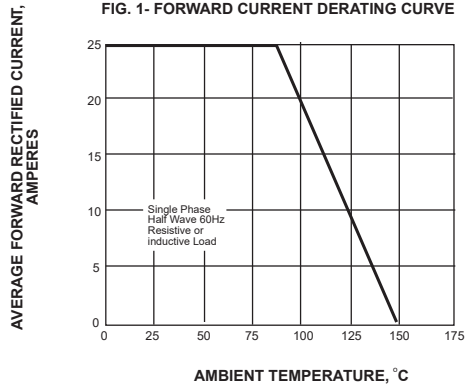
- Package: 6GBJ/6KBJ  
Molding compound meets UL 94 V-0 flammability rating, RoHS-compliant
- Terminals: Tin plated leads, solderable per J-STD-002 and JESD22-B102
- Polarity: As marked on body

### MAXIMUM RATINGS AND ELECTRICAL CHARACTERISTICS

Ratings at 25°C ambient temperature unless otherwise specified.  
 Single phase half-wave 60Hz, resistive or inductive load, for capacitive load current derate by 20%.

Characteristics	Symbol	GBJ 2500	GBJ 2501	GBJ 2502	GBJ 2504	GBJ 2506	GBJ 2508	GBJ 2510	Unit
Maximum Repetitive Peak Reverse Voltage	V <sub>RRM</sub>	50	100	200	400	600	800	1000	V
Maximum RMS Voltage	V <sub>RMS</sub>	35	70	140	280	420	560	700	V
Maximum DC Blocking Voltage	V <sub>DC</sub>	50	100	200	400	600	800	1000	V
Maximum Average Forward Rectified Current @T <sub>A</sub> =50 °C (Note1)	I <sub>(AV)</sub>	25.0							A
Peak Forward Surge Current, 8.3ms Single Half Sine-Wave, Superimposed on Rated Load (JEDEC Method)	I <sub>FSM</sub>	250							A
Peak Forward Voltage per Diode at 12.5A DC	V <sub>F</sub>	1.1							V
Maximum DC Reverse Current at Rated @T <sub>J</sub> =25°C DC Blocking Voltage per Diode @T <sub>J</sub> =100°C	I <sub>R</sub>	5.0 500							μA
Operating Junction Temperature Range	T <sub>J</sub>	-55 to +150							°C
Storage Temperature Range	T <sub>STG</sub>	-55 to +150							°C

Note: Mounting conditions, 0.5" lead length maximum.



## Disclaimer

Unauthorized copying and modification of technical documents from Powersi is prohibited.

Powersi is subject to change without notice. Please refer to our web site for the latest documents.

The application shown here is an example of standard use and operation. It is the responsibility of the customer to understand the specific purpose. Powersi makes no representations or warranties that it is suitable for the designated use, such as any application or life sustaining equipment, such as medical equipment, transportation equipment, aerospace equipment, etc., that is not designed and authorized for use with a high level of equipment reliability, or related to human life safety, and related to lifes-aving. Customers who use or sell these products for such applications are at their own risk and Powersi does not.