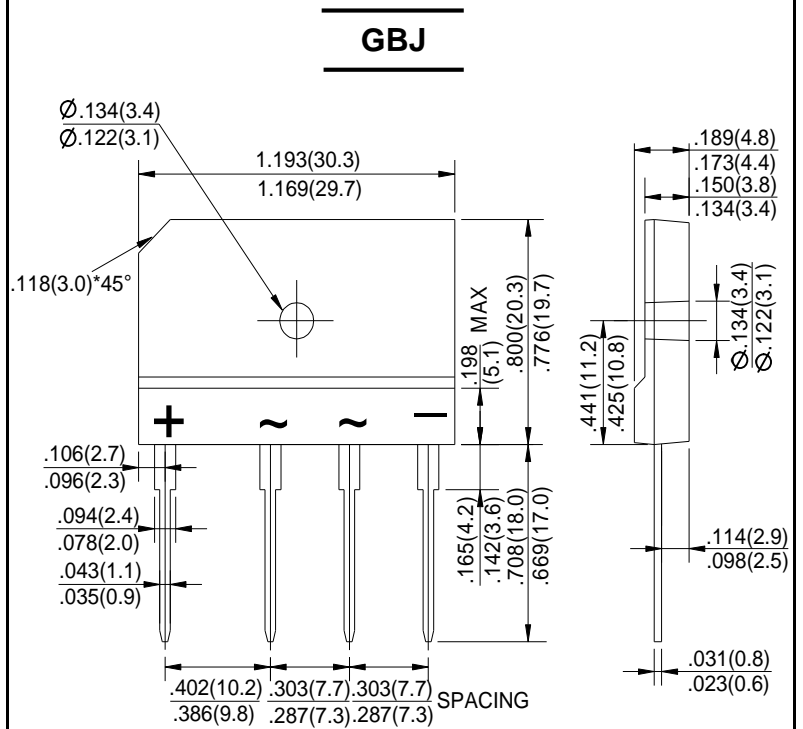


**GLASS PASSIVATED
BRIDGE RECTIFIERS**
REVERSE VOLTAGE - 600 Volts
FORWARD CURRENT - 6.0 Amperes
FEATURES

- Rating to 600V PRV
- Ideal for printed circuit board
- Low forward voltage drop, high current capability
- Reliable low cost construction utilizing molded plastic technique results in inexpensive product
- The plastic material has U/L flammability classification 94V-0


MAXIMUM RATINGS AND ELECTRICAL CHARACTERISTICS

Rating at 25°C ambient temperature unless otherwise specified.

Single phase, half wave, 60Hz, resistive or inductive load.

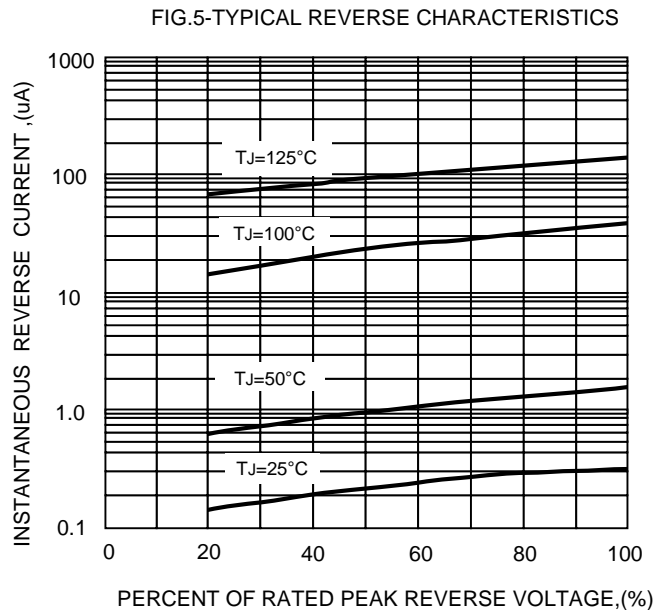
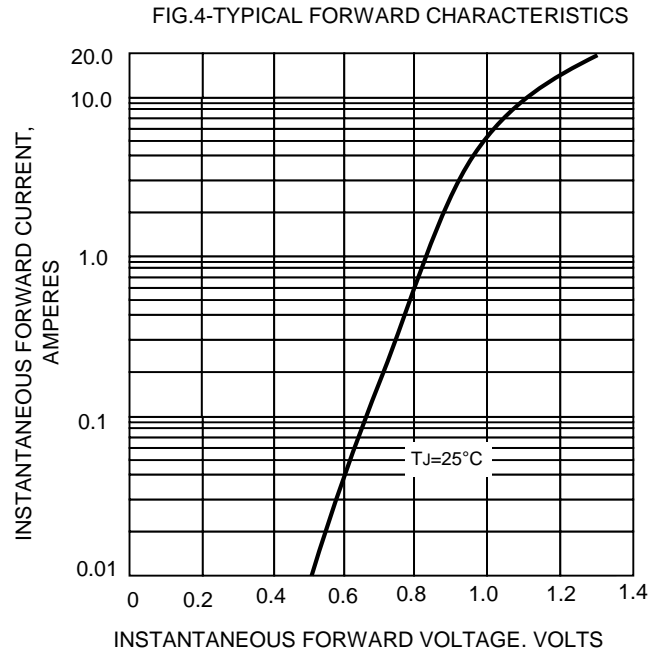
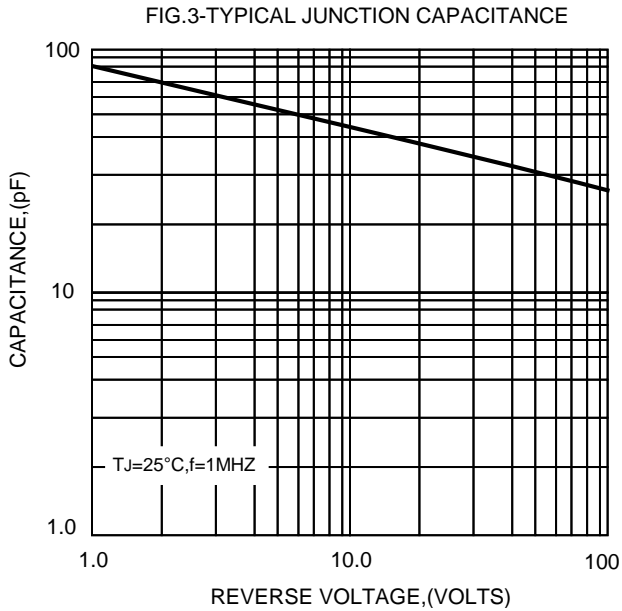
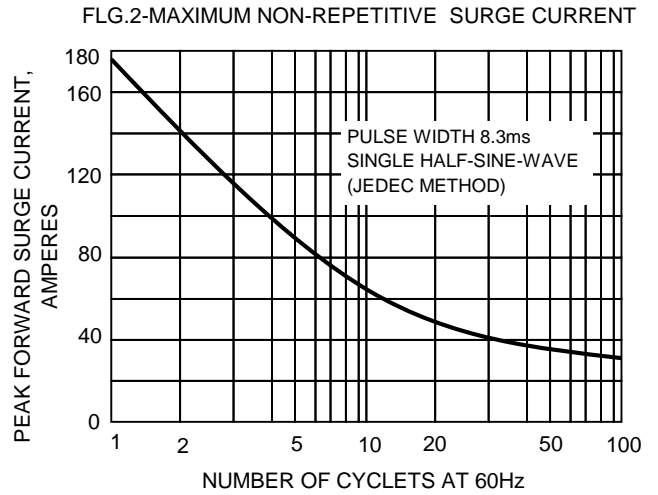
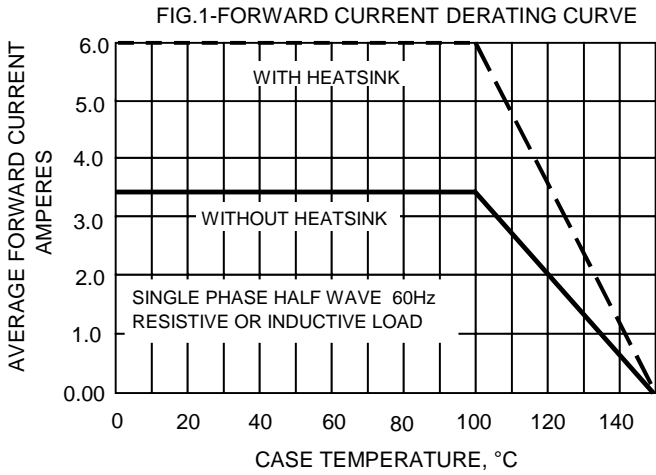
For capacitive load, derate current by 20%

CHARACTERISTICS	SYMBOL	GBJ606L	UNIT
Maximum Recurrent Peak Reverse Voltage	V _{RRM}	600	V
Maximum RMS Voltage	V _{RMS}	420	V
Maximum DC Blocking Voltage	V _{DC}	600	V
Maximum Average Forward (with heatsink Note 2) Rectified Current @ T _c =100°C (without heatsink)	I _(AV)	6.0 3.3	A
Peak Forward Surge Current 8.3ms Single Half Sine-Wave Super Imposed on Rated Load (JEDEC Method)	I _{FSM}	175	A
Maximum Forward Voltage at 3.0A DC	V _F	0.92	V
Maximum DC Reverse Current @ T _J =25°C at Rated DC Blocking Voltage @ T _J =125°C	I _R	10.0 500	μA
I ² t Rating for Fusing (t<8.3ms)	I ² t	127	A ² s
Typical Junction Capacitance Per Element (Note1)	C _J	55	pF
Typical Thermal Resistance	R _{θJC}	1.8	°C/W
Operating Temperature Range	T _J	-55 to +150	°C
Storage Temperature Range	T _{STG}	-55 to +150	°C

NOTES: 1.Measured at 1.0MHz and applied reverse voltage of 4.0V DC.

2.Device mounted on 75mm*75mm*1.6mm Cu plate heatsink.

3.The typical data above is for reference only(典型值仅供参考).



The curve graph is for reference only, can't be the basis for judgment(曲线图仅供参考)!