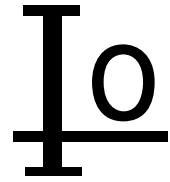


GBL4005 THRU GBL410



SINGLE PHASE 4.0 AMP BRIDGE RECTIFIERS

VOLTAGE RANGE

50 to 1000 Volts

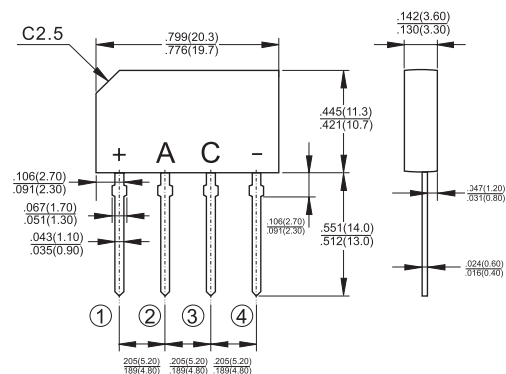
CURRENT

4.0 Ampere

FEATURES

- * Ideal for printed circuit board
- * Low forward voltage
- * Low leakage current
- * Polarity: marked on body
- * Mounting position: Any
- * Weight: 2.16 grams
- * Lead Free Finish/RoHS Compliant

2GBJ



Dimensions in inches and (millimeters)

MAXIMUM RATINGS AND ELECTRICAL CHARACTERISTICS

Rating at 25°C ambient temperature unless otherwise specified.
Single phase half wave, 60Hz, resistive or inductive load.
For capacitive load, derate current by 20%.

TYPE NUMBER	GBL4005	GBL401	GBL402	GBL404	GBL406	GBL408	GBL410	UNITS	
Maximum Recurrent Peak Reverse Voltage	50	100	200	400	600	800	1000	V	
Maximum RMS Voltage	35	70	140	280	420	560	700	V	
Maximum DC Blocking Voltage	50	100	200	400	600	800	1000	V	
Maximum Average Forward Rectified Current .375" (9.5mm) Lead Length at Ta=50°C								4.0	A
Peak Forward Surge Current, 8.3ms single half sine-wave superimposed on rated load (JEDEC method)								135	A
Maximum Forward Voltage Dropper Bridge Element at 2.0A D.C.								1.1	V
Maximum DC Reverse Current at Rated DC Blocking Voltage								10	μA
Rating for fusing (t < 8.3ms)								93.0	A ² sec
Storage Temperature Range, TSTG								-65 — +150	°C



高昇電子股份有限公司

KAUSHENG ELECTRONICS CO., LTD
TEL: 886-2-85227008 www.ks-elect.com

RATING AND CHARACTERISTIC CURVES (GBL4005 THRU GBL410)

FIG.1-TYPICAL FORWARD CURRENT DERATING CURVE

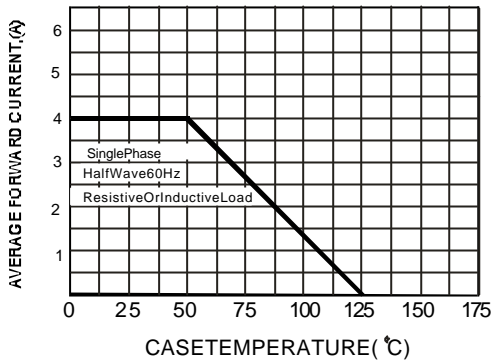


FIG.2-MAXIMUM NON-REPETITIVE FORWARD SURGE CURRENT

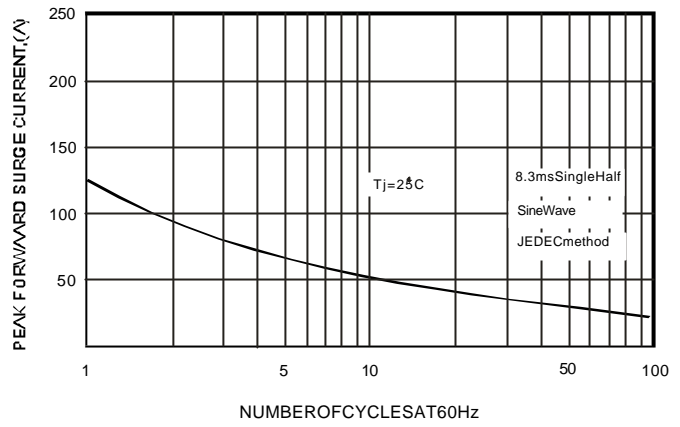


FIG.3-TYPICAL FORWARD CHARACTERISTICS

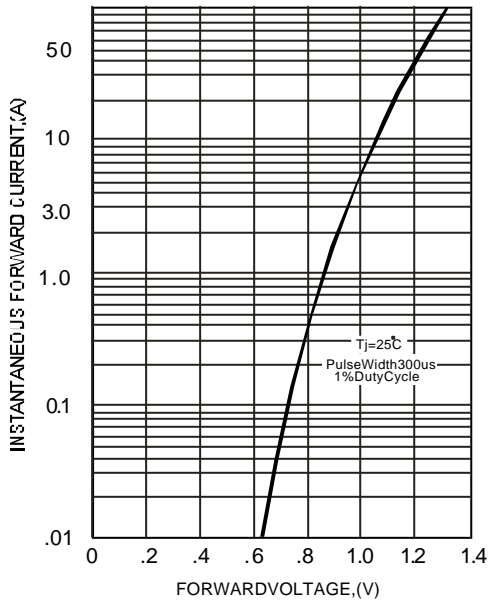


FIG.4-TYPICAL REVERSE CHARACTERISTICS

