


GBP2005 thru GBP210

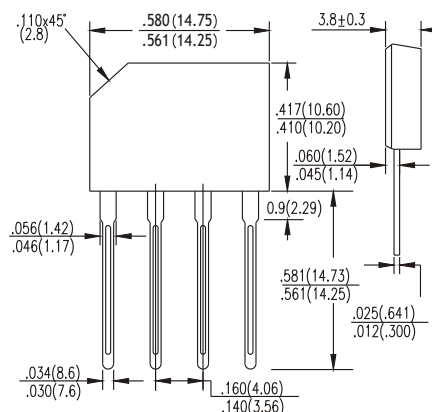
SURFACE MOUNT GLASS PASSIVATED BRIDGE RECTIFIERS



FEATURES

- Surge overload rating - 50 amperes peak
- Ideal for printed circuit board
- The plastic material has Underwriters Laboratory Flammability Classification 94V-0
- Mounting Position: Any

REVERSE VOLTAGE -50 to 1000 Volts
FORWARD CURRENT -2.0 Amperes



Dimensions in inches and (millimeters)

MAXIMUM RATINGS AND ELECTRICAL CHARACTERISTICS

Ratings at 25°C ambient temperature unless otherwise specified.

Single phase, half wave, 60Hz, resistive or inductive load.

For capacitive load, derate current by 20%.

	GBP2005	GBP201	GBP202	GBP204	GBP206	GBP208	GBP210	UNITS
Maximum Recurrent Peak Reverse Voltage	50	100	200	400	600	800	1000	V
Maximum RMS Bridge Input Voltage	35	70	140	280	420	560	700	V
Maximum DC Blocking Voltage	50	100	200	400	600	800	1000	V
Maximum Average Forward Rectified Output Current @ T _A =50°C	2.0							A
Peak Forward Surge Current 8.3 ms single half sine-wave super imposed on rated load	50.0							A
Maximum Forward Voltage Drop per Bridge Element at 2.0A Peak	1.1							V
Maximum Reverse Current at Rated DC Blocking Voltage per Element	10.0							μA
Maximum Reverse Current at Rated DC Blocking Voltage per Element T _A =100°C	1.0							mA
Operating Temperature Range	-55 to +125							°C
Storage Temperature Range	-55 to +150							°C

GBP2005 thru GBP210

SURFACE MOUNT GLASS PASSIVATED BRIDGE RECTIFIERS



RATING AND CHARACTERISTICS CURVES GBP2005 THRU GBP210

FIG. 1 - FORWAED CURRENT DERATING CURVE

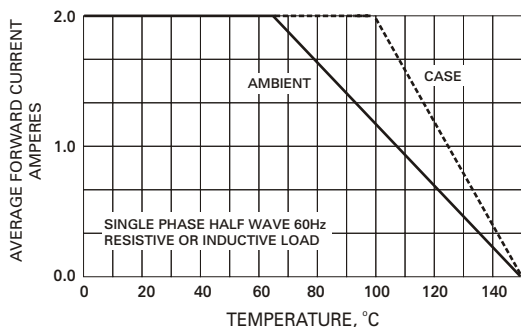


FIG. 2 - MAXIMUM NON-REPETITIVE SURGE CURRENT

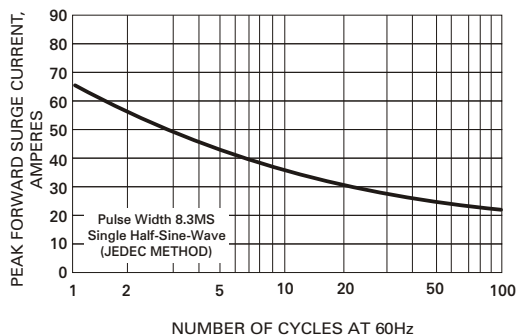


FIG. 3 - TYPICAL JUNCTION CAPACITANCE

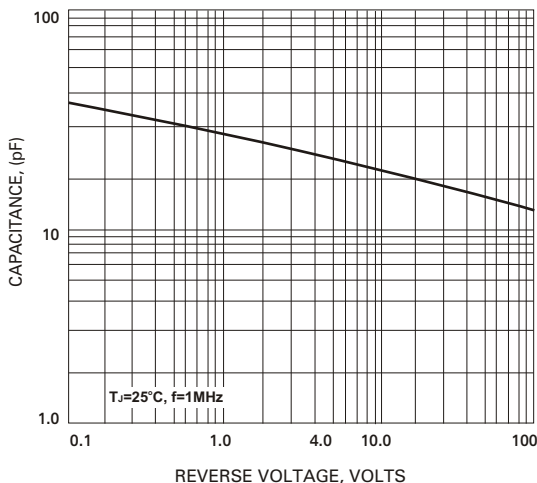


FIG. 4 - TYPICAL FORWARD CHARACTERISTICS

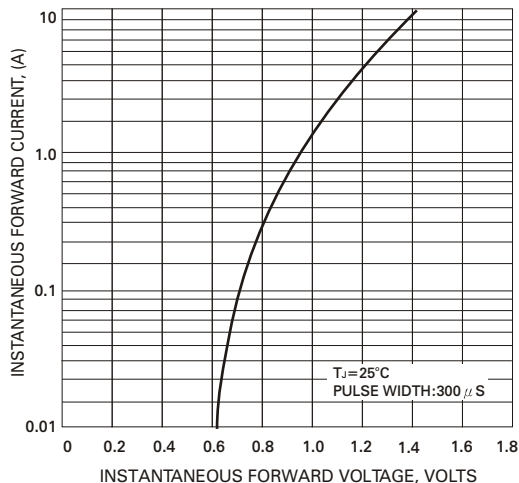


FIG. 5 - TYPICAL REVERSE CHARACTERISTICS

