



GBP2005 THRU GBP210

GLASS PASSIVATED BRIDGE RECTIFIER

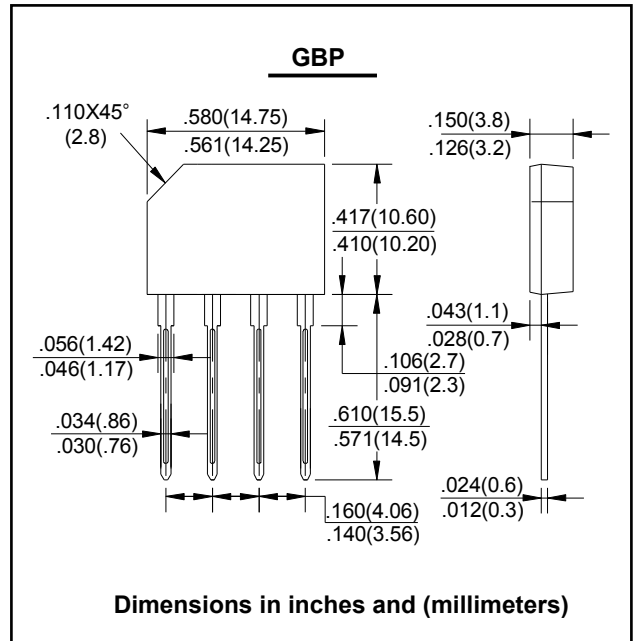
Reverse Voltage - 50 to 1000 Volts Forward Current - 2.0 Ampere

FEATURES

- Glass passivated chip junction
- Reliable low cost construction utilizing molded plastic technique
- Ideal for printed circuit board
- Low reverse leakage current
- Low forward voltage drop
- High surge current capability

MECHANICAL DATA

- Case: Molded plastic, GBP
- Terminals: Terminals: Leads solderable per MIL-STD-202 method 208 guaranteed
- Epoxy: UL 94V-0 rate flame retardant
- Mounting Position: Any



Maximum Ratings and Electrical Characteristics @T_A=25°C unless otherwise specified

Single Phase, half wave, 60Hz, resistive or inductive load.
For capacitive load, derate current by 20%.

Characteristic	Symbol	GBP 2005	GBP 201	GBP 202	GBP 204	GBP 206	GBP 208	GBP 210	Unit	
Peak Repetitive Reverse Voltage	V _{RRM}									
Working Peak Reverse Voltage	V _{RWM}	50	100	200	400	600	800	1000	V	
DC Blocking Voltage	V _R									
RMS Reverse Voltage	V _{R(RMS)}	35	70	140	280	420	560	700	V	
Average Rectified Output Current @T _C = 105 °C	I _O	2.0								A
Non-Repetitive Peak Forward Surge Current 8.3ms Single half sine-wave superimposed on rated load (JEDEC Method)	I _{FSM}	60								A
Forward Voltage per leg @I _F = 2.0A	V _{FM}	1.1								V
Peak Reverse Current @T _A = 25°C At Rated DC Blocking Voltage @T _A = 125°C	I _R	5.0 500								μA
Typical Thermal Resistance per leg (Note 1)	R _{θJA}	38								°C/W
Typical Thermal Resistance per leg (Note 2)	R _{θJL}	13								°C/W
Operating and Storage Temperature Range	T _J , T _{STG}	-65 to +150								°C

Note: 1. Mounted on 75 x 75 x 3.0mm Al. plate.
2. Mounted on PCB at 9.5mm lead length with 12mm² copper pad.



GBP2005 THRU GBP210

RATINGS AND CHARACTERISTIC CURVES

FIG.1-FORWARD CURRENT DERATING CURVE

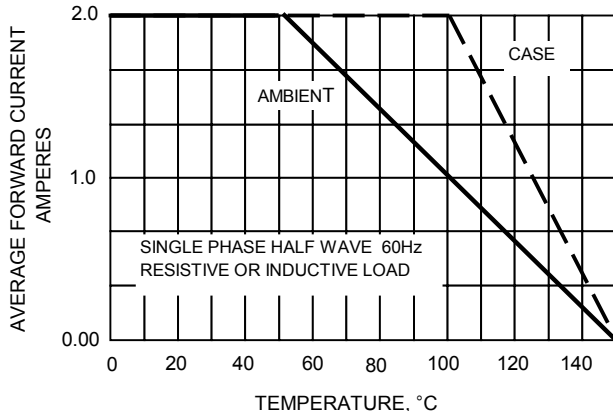


FIG.2-MAXIMUM NON-REPETITIVE SURGE CURRENT

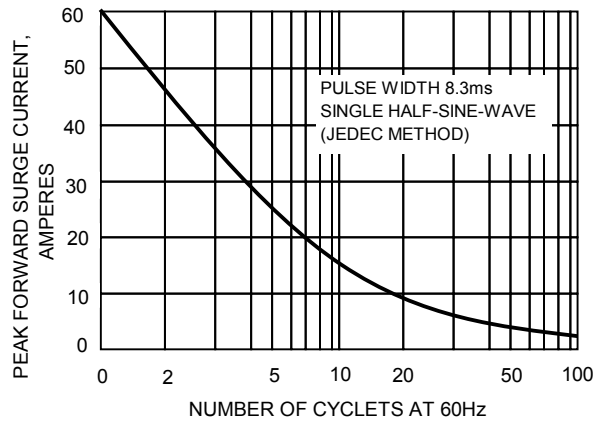


FIG.3-TYPICAL JUNCTION CAPACITANCE

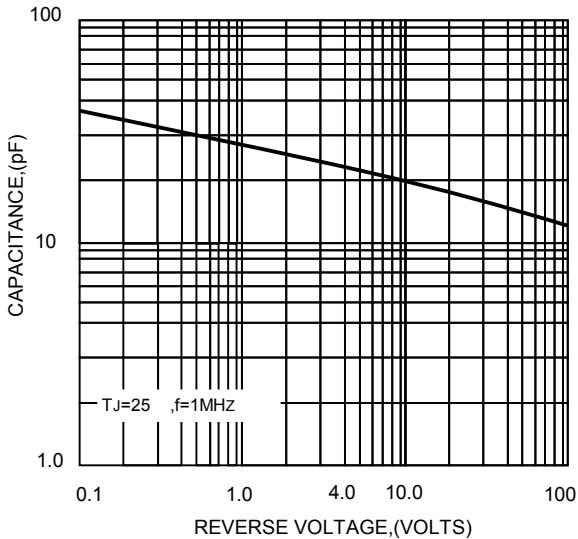


FIG.4-TYPICAL FORWARD CHARACTERISTICS

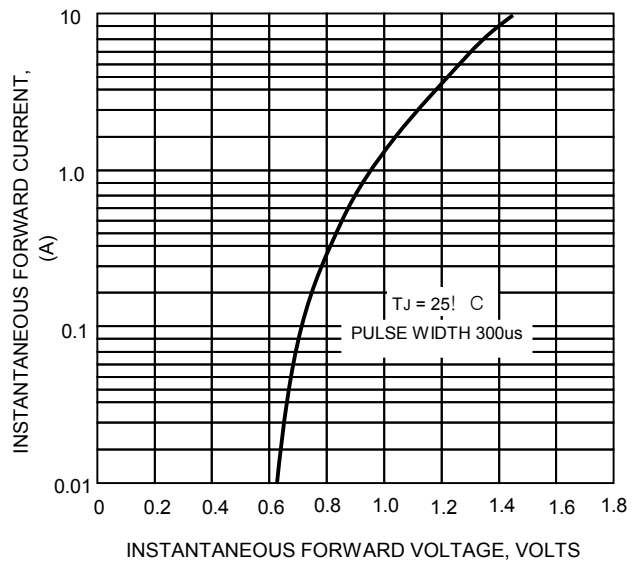


FIG.5-TYPICAL REVERSE CHARACTERISTICS

