



# GBPC15005 thru GBPC1510



## Glass Passivated Bridge Rectifiers



**GBPC**

Features
• Surge overload 300 amperes peak
• Low forward voltage drop
• Mounting position :Any
• Electrically isolated base-2000 Vlots
• Solderable 0.25" FAST ON terminals
• Materials used carries U/L recognition

Ordering Information		
Part No.	Package	Packing
GBPC15005 THRU GBPC1510	GBPC	50/Box

Maximum Ratings (TA=25°C unless otherwise noted)									
PARAMETER	SYMBOL	GBPC	GBP	GBP	GBP	GBPC	GBP	GBPC	UNIT
		15005	1501	1502	1504	1506	1508	1510	
Maximum repetitive peak reverse voltage	$V_{RRM}$	50	100	200	400	600	800	1000	V
Maximum RMS Bridge Input Voltage	$V_{RMS}$	35	70	140	280	420	560	700	V
Maximum Average Forward Rectified Output Current @ Tc=55°C	$I_{(AV)}$	15							V
Peak Forward Surge Current,8.3ms Single Half Sine-Wave,Super Imposed on Rated Load	$I_{FSM}$	300							A
Maximum Forward Voltage Drop Per Element at 7.5A Peak	$V_F$	1.1							V
Maximum Reverse Current at Rated DC Blocking Voltage Per Element @ Tj=25°C	$I_R$	10							uA
Operating Temperature Range	$T_J$	-55 to +150							°C
Storage Temperature Range	$T_{STG}$	-55 to +150							°C



### Rating and Characteristics Curvers

FIG.1-MAXIMUM FORWARD SURGE CURRENT

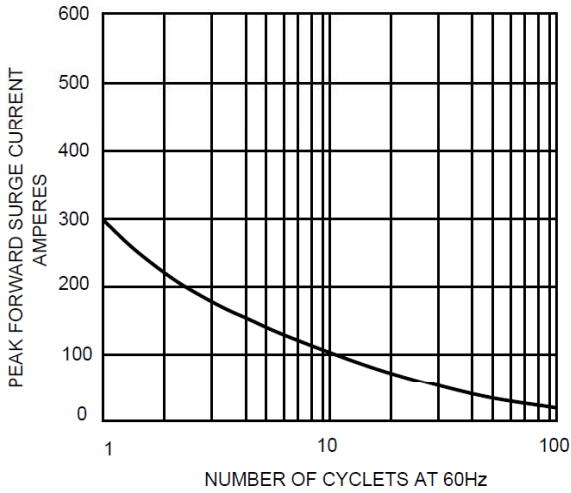


FIG.2- DERATING CURVE OUTPUT RECTIFIED CURRENT

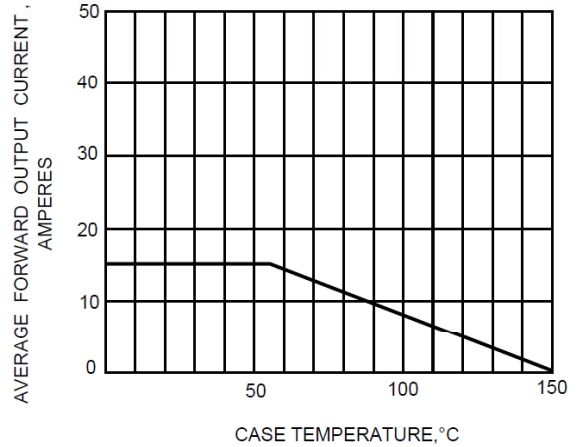


FIG.3-TYPICAL FORWARD CHARACTERISTICS

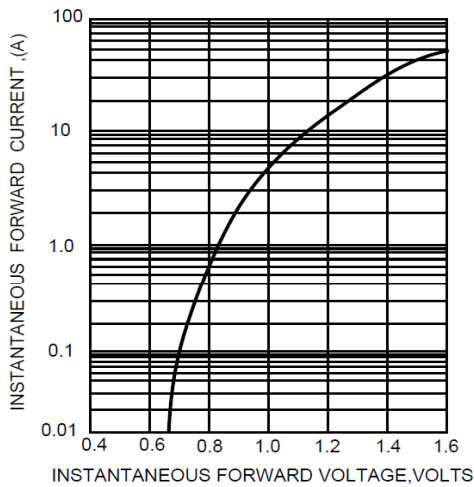
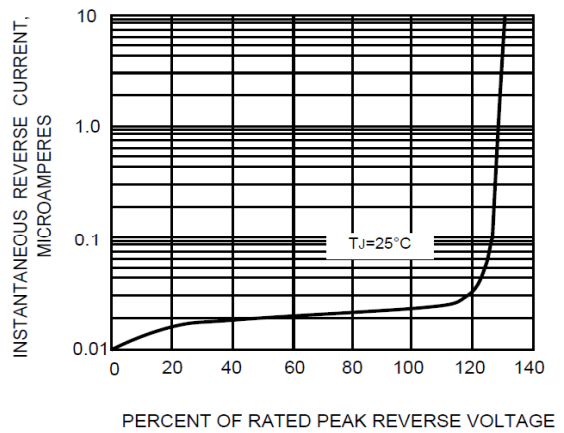
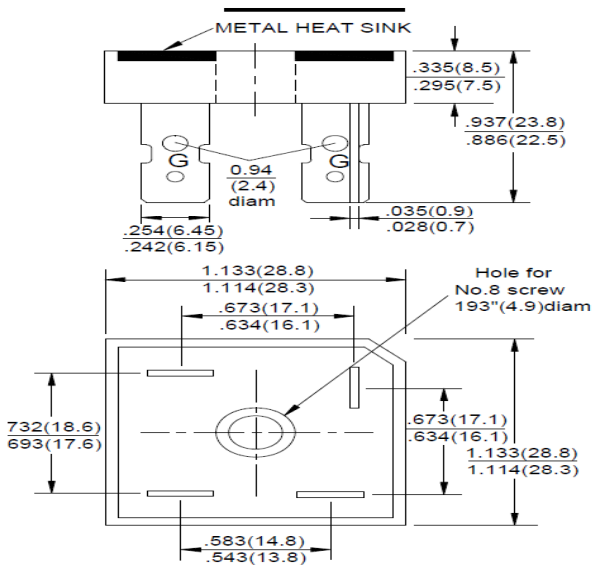


FIG.4-TYPICAL REVERSE CHARACTERISTICS





### Package Outline Dimensions



### GBPC

Dimensions in inches and (millimeters)

### Bulk Packing

Package	Inner	Inner Box	Inner Box	Carton	Carton Size	Gross Weight
	Pack	(EA)	(mm)	(EA)	(mm)	(Kg)-Approx.
GBPC	BOX	50	203*203*44	500	435*215*260	9.2