

GLASS PASSIVATED BRIDGE RECTIFIERS

REVERSE VOLTAGE - **50 to 1000** Volts
FORWARD CURRENT - **15** Amperes

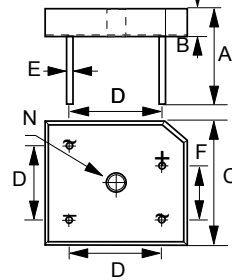
FEATURES

- Rating to 1000V PRV
- High efficiency
- Glass passivated chip junction
- Electrically isolated metal case for maximum heat dissipation
- The plastic material has UL flammability classification 94V-0
- UL Recognition File # E95060

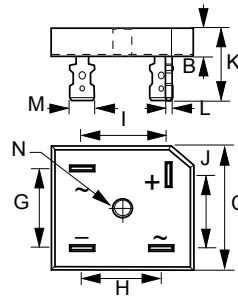
MECHANICAL DATA

- Case : Molded plastic with Heatsink internally mounted in the bridge encapsulation
- Polarity : As marked on Body
- Mounting : Hole for # 10 screw
- Weight : 0.63 ounces , 18.0 grams (terminal)
: 0.51 ounces , 14.5 grams (wire)

GBPC-W (Wire)



GBPC (Terminal)



GBPC/GBPC-W		
DIM.	MIN.	MAX.
A	31.80	-
B	7.40	8.00
C	28.30	28.80
D	17.60	18.60
E	0.97	1.07
F	10.90	11.90
G	17.60	18.60
H	13.80	14.80
I	16.10	17.10
J	16.10	17.10
K	18.80	21.30
L	0.76	0.86
M	6.30	6.50
N	HOLE FOR NO. 10 SCREW	
	5.08	5.59

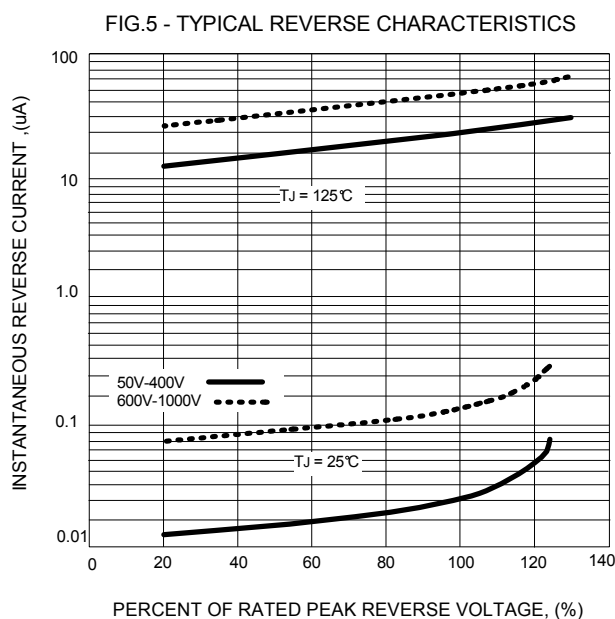
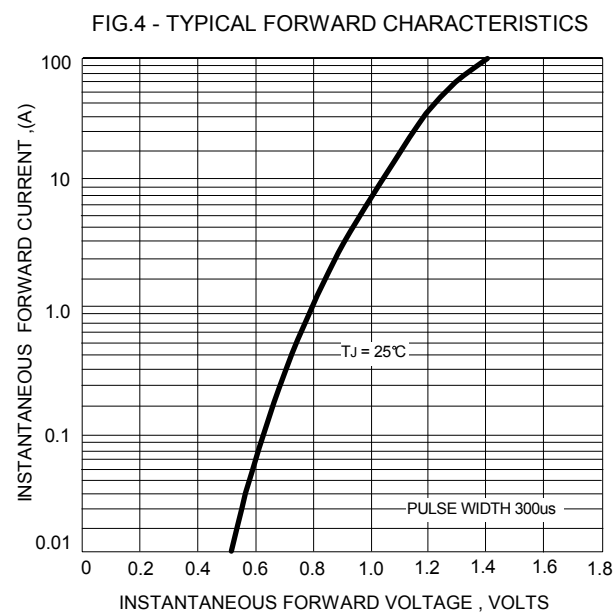
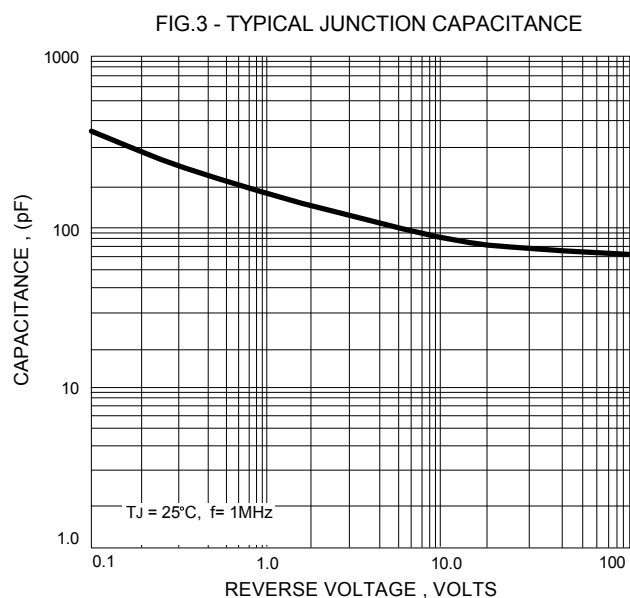
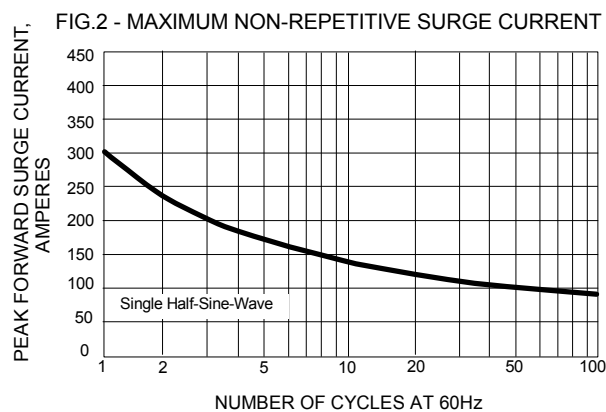
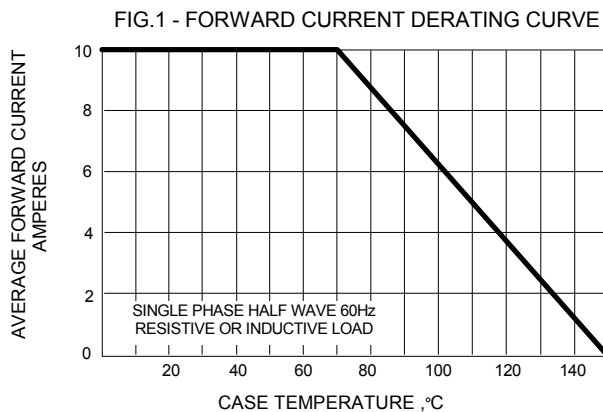
All Dimensions in millimeter

MAXIMUM RATINGS AND ELECTRICAL CHARACTERISTICS

Ratings at 25°C ambient temperature unless otherwise specified.

CHARACTERISTICS	SYMBOL	GBPC 15005/W	GBPC 1501/W	GBPC 1502/W	GBPC 1504/W	GBPC 1506/W	GBPC 1508/W	GBPC 1510/W	UNIT
Maximum Recurrent Peak Reverse Voltage	VRRM	50	100	200	400	600	800	1000	V
Maximum RMS Voltage	VRMS	35	70	140	280	420	560	700	V
Maximum DC Blocking Voltage	VDC	50	100	200	400	600	800	1000	V
Maximum Average Forward Rectified Current @Tc = Ta	I(AV)	15.0							A
Peak Forward Surge Current 8.3ms single half sine-wave superimposed on rated load	IFSM	300							A
Maximum forward Voltage at 7.5A DC	VF	1.1							V
Maximum DC Reverse Current at Rated DC Blocking Voltage @TJ =25°C @TJ =125°C	IR	5.0 500							uA
Typical Junction Capacitance per element (Note1)	CJ	110							pF
I ² t Rating for fusing (t < 8.3ms), (Note 2)	I ² t	374							A ² S
Typical Thermal Resistance (Note 3)	RθJC	5.0							°C/W
Operating Temperature Range	TJ	-55 to +150							°C
Storage Temperature Range	TSTG	-55 to +150							°C

- NOTES : 1.Measured at 1.0MHz and applied reverse voltage of 4.0V DC.
2.Measured at non-repetitive, for greater than 1ms and less than 8.3ms
3.Device mounted on 300mm x 300mm x 1.6mm Cu Plate Heatsink.



Important Notice and Disclaimer

LSC reserves the right to make changes to this document and its products and specifications at any time without notice. Customers should obtain and confirm the latest product information and specifications before final design, purchase or use.

LSC makes no warranty, representation or guarantee regarding the suitability of its products for any particular purpose, nor does LSC assume any liability for application assistance or customer product design. LSC does not warrant or accept any liability with products which are purchased or used for any unintended or unauthorized application.

No license is granted by implication or otherwise under any intellectual property rights of LSC.

LSC products are not authorized for use as critical components in life support devices or systems without express written approval of LSC.