



# GBPC35005 THRU GBPC3510



## Glass Passivated Bridge Rectifiers



**GBPC**

Features
• Surge overload 400 amperes peak
• Low forward voltage drop
• Mounting position :Any
• Electrically isolated base-2000 Vlots
• Solderable 0.25" FAST ON terminals
• Materials used carries U/L recognition

Ordering Information		
Part No.	Package	Packing
GBPC35005 THRU GBPC3510	GBPC	50/Box

Maximum Ratings (TA=25°C unless otherwise noted)									
PARAMETER	SYMBOL	GBPC	GBP	GBP	GBP	GBPC	GBP	GBPC	UNIT
		35005	3501	3502	3504	3506	3508	3510	
Maximum repetitive peak reverse voltage	$V_{RRM}$	50	100	200	400	600	800	1000	V
Maximum RMS Bridge Input Voltage	$V_{RMS}$	35	70	140	280	420	560	700	V
Maximum Average Forward Rectified Output Current @ Tc=55°C	I(AV)	35							V
Peak Forward Surge Current,8.3ms Single Half Sine-Wave,Super Imposed on Rated Load	$I_{FSM}$	400							A
Maximum Forward Voltage Drop Per Element at 17.5A Peak	$V_F$	1.1							V
Maximum Reverse Current at Rated DC Blocking Voltage Per Element @ Tj=25°C	$I_R$	10							uA
Operating Temperature Range	$T_J$	-55 to +150							°C
Storage Temperature Range	$T_{STG}$	-55 to +150							°C



### Rating and Characteristics Curvers

FIG.1-MAXIMUM FORWARD SURGE CURRENT

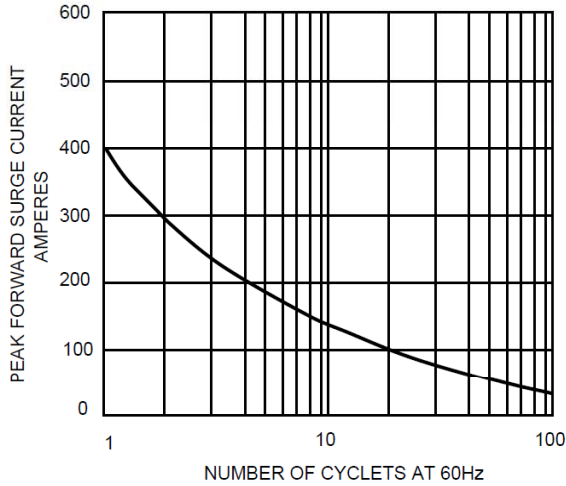


FIG.2- DERATING CURVE OUTPUT RECTIFIED CURRENT

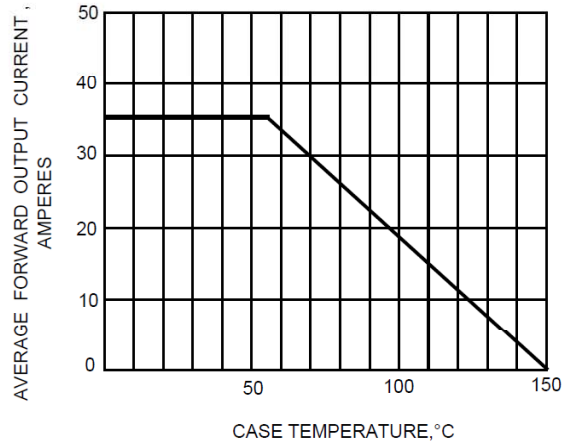


FIG.3-TYPICAL FORWARD CHARACTERISTICS

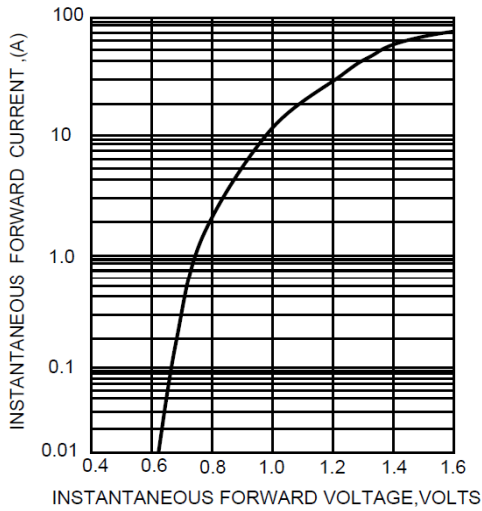
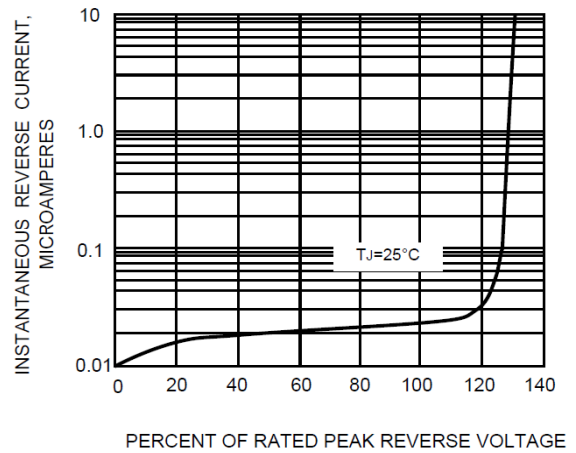


FIG.4-TYPICAL REVERSE CHARACTERISTICS



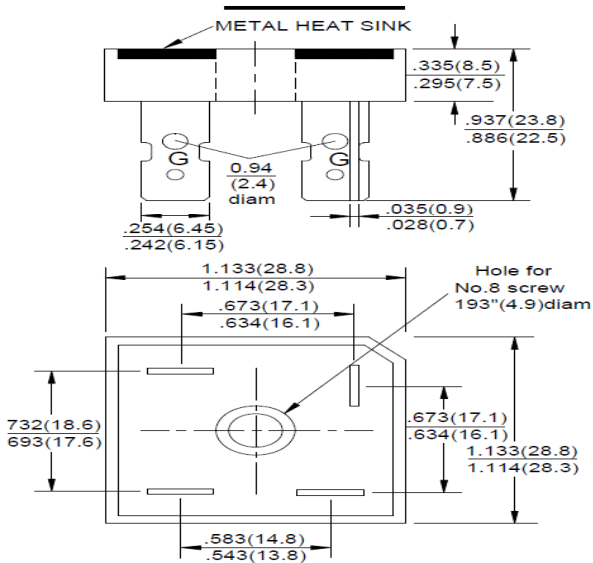


# GBPC35005 THRU GBPC3510



## Glass Passivated Bridge Rectifiers

### Package Outline Dimensions



### GBPC

Dimensions in inches and (millimeters)

### Bulk Packing

Package	Inner Pack	Inner Box (EA)	Inner Box (mm)	Carton (EA)	Carton Size (mm)	Gross Weight (Kg)-Approx.
GBPC	BOX	50	203*203*44	500	435*215*260	9.2