


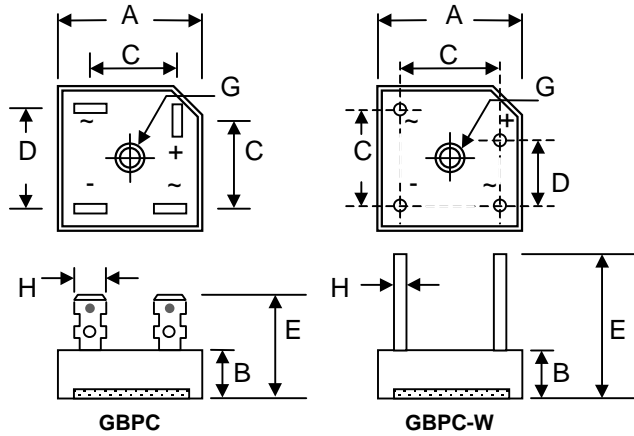
35A GLASS PASSIVATED SINGLE-PHASE BRIDGE RECTIFIER

Features

- Glass Passivated Die Construction
- Low Reverse Leakage Current
- Low Power Loss, High Efficiency
- Electrically Isolated Epoxy Case for Maximum Heat Dissipation
- Case to Terminal Isolation Voltage 2500V
-  Recognized File # E157705

Mechanical Data

- Case: Molded Plastic with Heatsink, Available in Both Low Profile and Standard Case
- Terminals: Plated Faston Lugs or Wire Leads, Add "W" Suffix to Indicate Wire Leads
- Polarity: As Marked on Case
- Mounting: Through Hole with #10 Screw
- Mounting Torque: 23 cm·kg (20 in·lbs) Max.
- Weight: 21 grams (GBPC); 18 grams (GBPC-W)
- Marking: Type Number
- **Lead Free: For RoHS / Lead Free Version, Add "-LF" Suffix to Part Number, See Page 4**



| Dim | GBPC Low Profile / Standard | | GBPC-W Low Profile / Standard | |
|-----|-----------------------------------|---------------|----------------------------------|--------------|
| | Min | Max | Min | Max |
| A | 28.40 | 28.70 | 28.40 | 28.70 |
| B | 7.50 / 10.97 | 8.50 / 11.23 | 7.50 / 10.97 | 8.50 / 11.23 |
| C | 15.70 | 16.70 | 17.10 | 19.10 |
| D | 17.50 | 18.50 | 10.90 | 11.90 |
| E | 19.08 / 22.86 | 21.58 / 25.40 | 30.50 | — |
| G | Hole for #10 screw, 5.08Ø Nominal | | | |
| H | 6.35 Typical | | 0.97Ø | 1.07Ø |

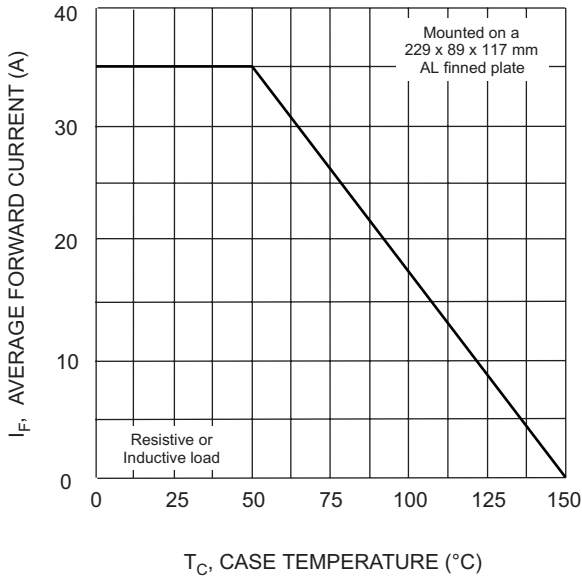
All Dimension in mm

Maximum Ratings and Electrical Characteristics @ $T_A=25^\circ\text{C}$ unless otherwise specified

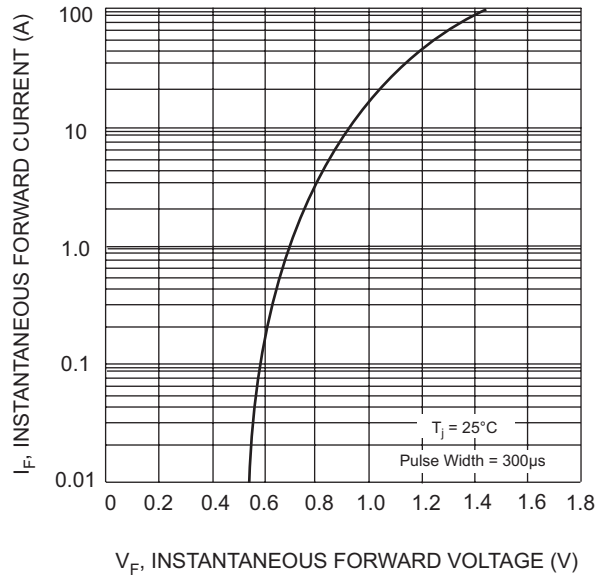
Single Phase, half wave, 60Hz, resistive or inductive load. For capacitive load, derate current by 20%.

| Characteristic | Symbol | GBPC35 | | | | | | | | | | Unit |
|---|---------------------------------|-------------|-----|-----|-----|-----|-----|------|------|------|------|---------------------------|
| | | 00 | 01 | 02 | 04 | 06 | 08 | 10 | 12 | 14 | 16 | |
| Peak Repetitive Reverse Voltage Working Peak Reverse Voltage DC Blocking Voltage | V_{RRM} V_{RWM} V_R | 50 | 100 | 200 | 400 | 600 | 800 | 1000 | 1200 | 1400 | 1600 | V |
| RMS Reverse Voltage | $V_{R(RMS)}$ | 35 | 70 | 140 | 280 | 420 | 560 | 700 | 840 | 980 | 1120 | V |
| Average Rectified Output Current @ $T_C = 50^\circ\text{C}$ | I_O | 35 | | | | | | | | | | A |
| Non-Repetitive Peak Forward Surge Current 8.3ms Single half sine-wave superimposed on rated load (JEDEC Method) | I_{FSM} | 400 | | | | | | | | | | A |
| Forward Voltage per leg @ $I_F = 17.5\text{A}$ | V_{FM} | 1.1 | | | | | | | | | | V |
| Peak Reverse Current @ $T_C = 25^\circ\text{C}$ At Rated DC Blocking Voltage @ $T_C = 125^\circ\text{C}$ | I_{RM} | 5.0 500 | | | | | | | | | | μA |
| I^2t Rating for Fusing ($t < 8.3\text{ms}$) | I^2t | 660 | | | | | | | | | | A^2s |
| Typical Junction Capacitance (Note 1) | C_j | 300 | | | | | | | | | | pF |
| Typical Thermal Resistance per leg (Note 2) | $R_{\theta JC}$ | 1.4 | | | | | | | | | | $^\circ\text{C}/\text{W}$ |
| RMS Isolation Voltage from Case to Leads | V_{ISO} | 2500 | | | | | | | | | | V |
| Operating and Storage Temperature Range | T_j, T_{STG} | -65 to +150 | | | | | | | | | | $^\circ\text{C}$ |

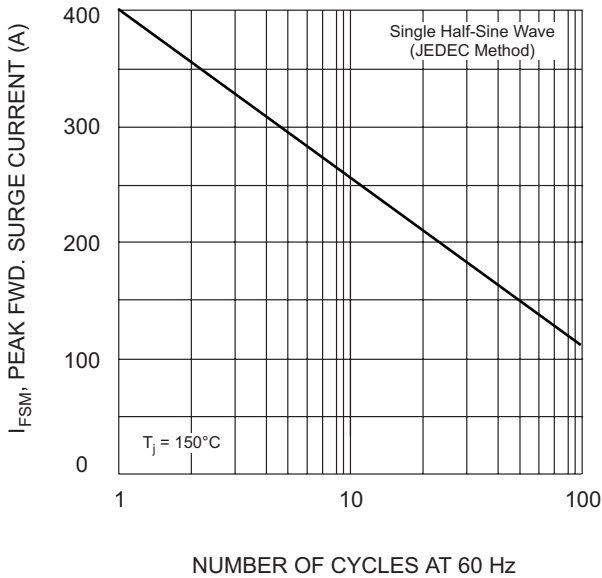
Note: 1. Measured at 1.0 MHz and applied reverse voltage of 4.0V D.C.
2. Mounted on 229 x 89 x 117mm Al. finned plate.



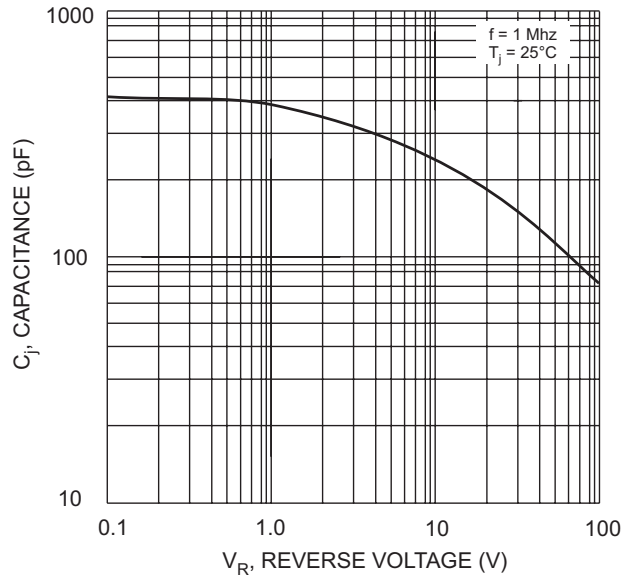
T_C , CASE TEMPERATURE (°C)
Fig. 1 Forward Current Derating Curve



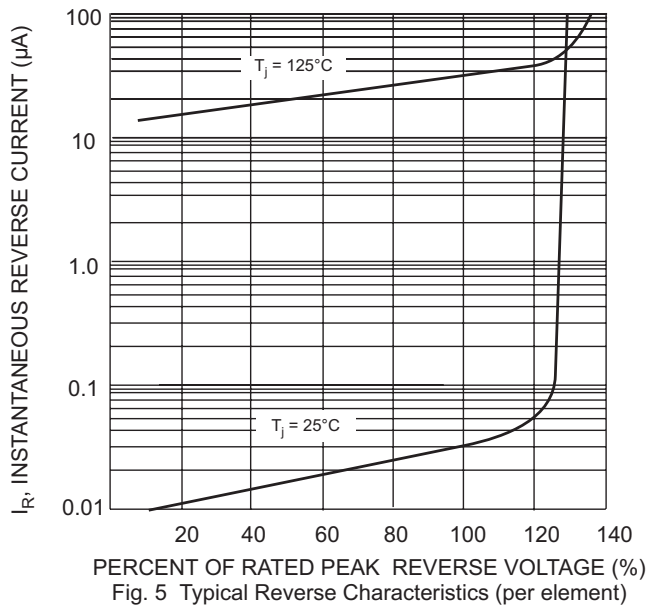
V_F , INSTANTANEOUS FORWARD VOLTAGE (V)
Fig. 2 Typical Forward Characteristics (per element)



NUMBER OF CYCLES AT 60 Hz
Fig. 3 Max Non-Repetitive Surge Current

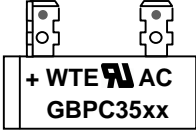



V_R , REVERSE VOLTAGE (V)
Fig. 4 Typical Junction Capacitance (per element)



PERCENT OF RATED PEAK REVERSE VOLTAGE (%)
Fig. 5 Typical Reverse Characteristics (per element)

MARKING INFORMATION

| | |
|--|---|
| <p>GBPC</p>  <p>WTE = Manufacturer's Logo GBPC35xx = Device Number xx = 00, 01, 02, 04, 06, 08, 10, 12, 14 or 16 Polarity = As Marked on Body</p> | <p>GBPC-W</p>  <p>WTE = Manufacturer's Logo GBPC35xxW = Device Number xx = 00, 01, 02, 04, 06, 08, 10, 12, 14 or 16 Polarity = As Marked on Body</p> |
|--|---|

PACKAGING INFORMATION

BULK

| Case Style | Inner Box Size L x W x H (mm) | Quantity (PCS) | Carton Size L x W x H (mm) | Quantity (PCS) | Approx. Gross Weight (KG) |
|---------------|----------------------------------|-------------------|-------------------------------|-------------------|------------------------------|
| GBPC | 195 x 195 x 40 | 50 | 405 x 205 x 240 | 500 | 12.0 |
| GBPC-W | 195 x 195 x 40 | 50 | 405 x 205 x 240 | 500 | 11.0 |

Note: 1. Paper box, white or brown color.

ORDERING INFORMATION

| Product No. | Package Type | Shipping Quantity |
|-------------|---------------|-------------------|
| GBPC3500 | Square Bridge | 50 Units/Box |
| GBPC3500W | Square Bridge | 50 Units/Box |
| GBPC3501 | Square Bridge | 50 Units/Box |
| GBPC3501W | Square Bridge | 50 Units/Box |
| GBPC3502 | Square Bridge | 50 Units/Box |
| GBPC3502W | Square Bridge | 50 Units/Box |
| GBPC3504 | Square Bridge | 50 Units/Box |
| GBPC3504W | Square Bridge | 50 Units/Box |
| GBPC3506 | Square Bridge | 50 Units/Box |
| GBPC3506W | Square Bridge | 50 Units/Box |
| GBPC3508 | Square Bridge | 50 Units/Box |
| GBPC3508W | Square Bridge | 50 Units/Box |
| GBPC3510 | Square Bridge | 50 Units/Box |
| GBPC3510W | Square Bridge | 50 Units/Box |
| GBPC3512 | Square Bridge | 50 Units/Box |
| GBPC3512W | Square Bridge | 50 Units/Box |
| GBPC3514 | Square Bridge | 50 Units/Box |
| GBPC3514W | Square Bridge | 50 Units/Box |
| GBPC3516 | Square Bridge | 50 Units/Box |
| GBPC3516W | Square Bridge | 50 Units/Box |

1. Shipping quantity given is for minimum packing quantity only. For minimum order quantity, please consult the Sales Department.
2. **To order Lead Free version (with Lead Free finish), add "-LF" suffix to part number above. For example, GBPC3500-LF.**

Won-Top Electronics Co., Ltd (WTE) has checked all information carefully and believes it to be correct and accurate. However, WTE cannot assume any responsibility for inaccuracies. Furthermore, this information does not give the purchaser of semiconductor devices any license under patent rights to manufacturer. WTE reserves the right to change any or all information herein without further notice.

WARNING: DO NOT USE IN LIFE SUPPORT EQUIPMENT. WTE power semiconductor products are not authorized for use as critical components in life support devices or systems without the express written approval.

Won-Top Electronics Co., Ltd.

No. 44 Yu Kang North 3rd Road, Chine Chen Dist., Kaohsiung, Taiwan

Phone: 886-7-822-5408 or 886-7-822-5410

Fax: 886-7-822-5417

Email: sales@wontop.com

Internet: <http://www.wontop.com>

We power your everyday.