


## GBU10005-G Thru. GBU1010-G

Reverse Voltage: 50 to 1000V

Forward Current: 10A

RoHS Device

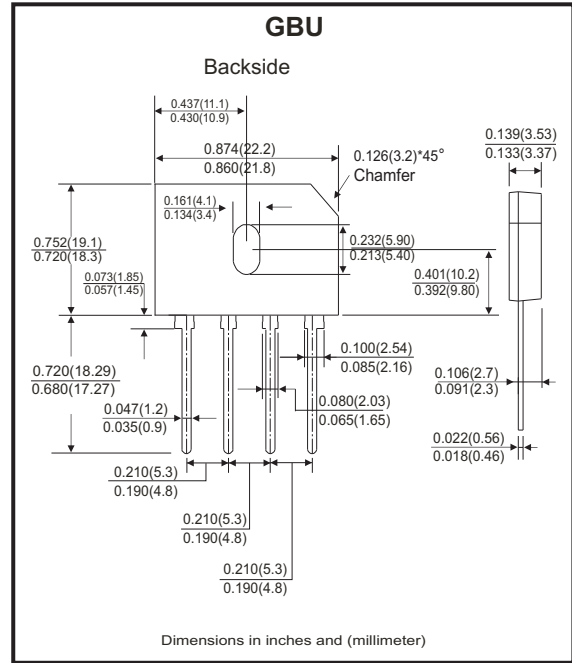


### Features

- Surge overload rating -220 amperes peak.
- Ideal for printed circuit board.
- UL recognized file # E349301

### Mechanical Data

- Epoxy: UL 94V-0 rate flame retardant.
- Case: Molded plastic, GBU
- Mounting position: Any
- Weight: 3.91 grams (approx.).



### Maximum ratings and electrical characteristics

Rating at 25°C ambient temperature unless otherwise specified.  
Single phase, half wave, 60Hz, resistive or inductive load.  
For capacitive load, derate current by 20%

Parameter	Symbol	GBU 10005-G	GBU 1001-G	GBU 1002-G	GBU 1004-G	GBU 1006-G	GBU 1008-G	GBU 1010-G	Unit	
Maximum Recurrent Peak Reverse Voltage	$V_{RRM}$	50	100	200	400	600	800	1000	V	
Maximum RMS Voltage	$V_{RMS}$	35	70	140	280	420	560	700	V	
Maximum DC Blocking Voltage	$V_{DC}$	50	100	200	400	600	800	1000	V	
Maximum Average Forward (With heatsink Note2) Rectified Current @ $T_c=100^\circ\text{C}$ (without heatsink)	$I_{(AV)}$					10.0				A
Peak Forward Surge Current, 8.3ms Single Half Sine-Wave Super Imposed On Rated Load (JEDEC Method)	$I_{FSM}$					220				A
Maximum Forward Voltage at 5.0A DC	$V_F$					1.0				V
Maximum DC Reverse Current @ $T_J=25^\circ\text{C}$ At Rate DC Blocking Voltage @ $T_J=125^\circ\text{C}$	$I_R$					10.0				$\mu\text{A}$
$I^2 T$ Rating for Fusing( $t<8.3\text{ms}$ )	$I^2 t$					200				$\text{A}^2\text{s}$
Typical Junction Capacitance Per Element (Note 1)	$C_J$					70				pF
Typical Thermal Resistance	$R_{\theta JC}$					2.2				$^\circ\text{C/W}$
Operating Temperature Range	$T_J$					-55 to +150				$^\circ\text{C}$
Storage Temperature Range	$T_{STG}$					-55 to +150				$^\circ\text{C}$

Notes:

1. Measured at 1.0MHz and applied reverse voltage of 4.0V DC.
2. Device mounted on 100mm\*100mm\*1.6mm Cu plate heatsink.

Company reserves the right to improve product design , functions and reliability without notice.

REV: C

## Rating and Characteristics Curves (GBU10005-G Thru. GBU1010-G)

Fig.1 - Derating Curve Output Rectified Current

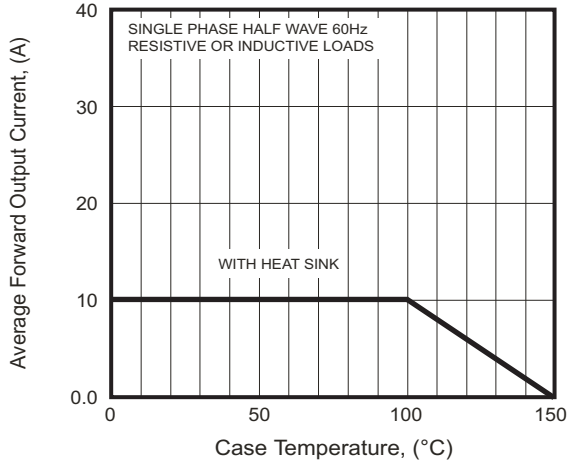


Fig.2 - Maximum Forward Surge Current

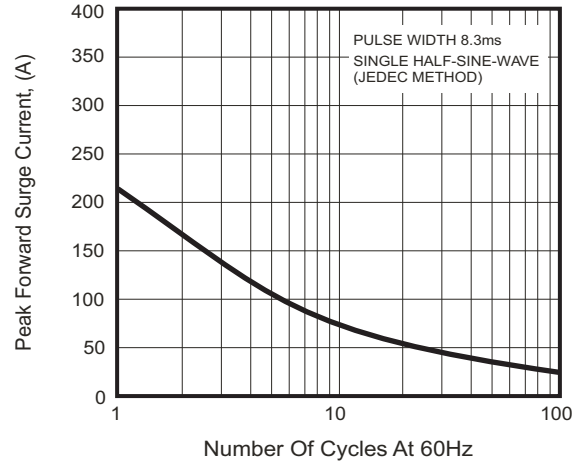


Fig.3 - Typical Forward Characteristics

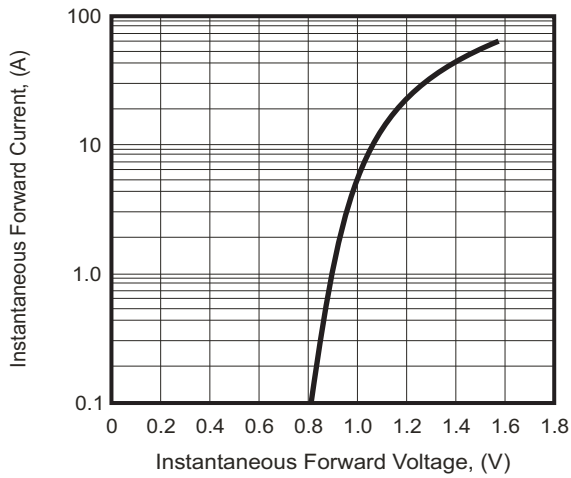
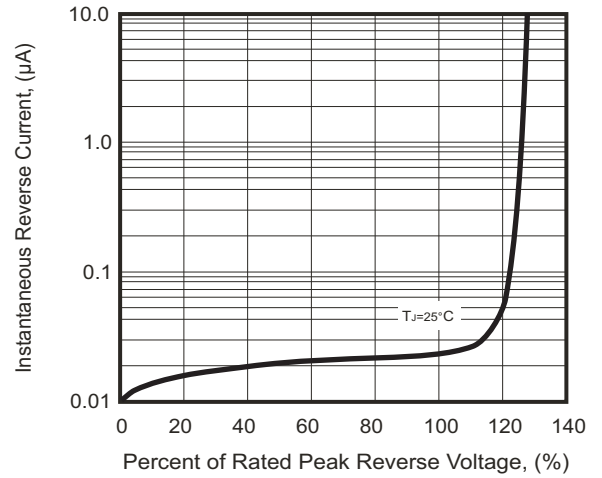
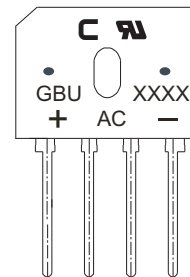


Fig.4 - Typical Reverse Characteristics



## Marking Code

Part Number	Marking code
GBU10005-G	GBU10005
GBU1001-G	GBU1001
GBU1002-G	GBU1002
GBU1004-G	GBU1004
GBU1006-G	GBU1006
GBU1008-G	GBU1008
GBU1010-G	GBU1010



XXXX / XXXXX = Product type marking code  
**C** = Compchip Logo

## Standard Packaging

Case Type	TUBE PACK	
	TUBE ( pcs )	Carton ( pcs )
GBU	20	1,000