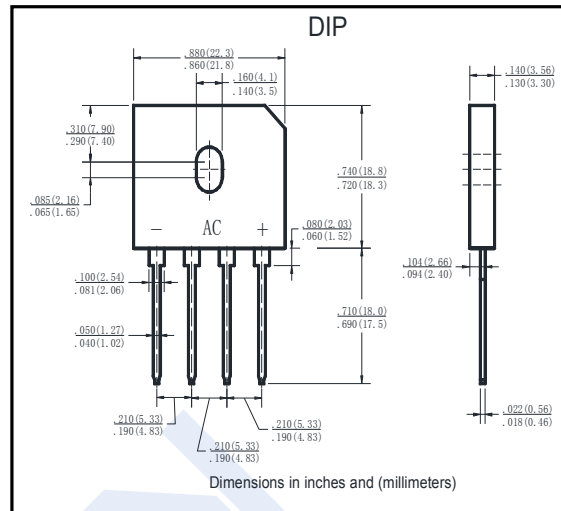


Bridge Rectifier

GBU10005 ~ GBU1010

■ Features

- $I_o=10A$
- V_{RRM} 50V-1000V
- Glass passivated chip
- High surge forward current capability



■ Absolute Maximum Ratings $T_a = 25^\circ C$

Item	Symbol	GBU10							Unit
		005	01	02	04	06	08	10	
Repetitive peak Reverse Voltage	V_{RRM}	50	100	200	400	600	800	1000	V
Dielectric Strength	V_{dis}	2							KV
Average Rectified Output Current 60Hz sine wave, R-load $T_a=80^\circ C$	I_o	3.6							A
		10							
Surge(Non-repetitive) Forward Current	I_{FSM}	200							
Current Squared Time 1ms $\leq t < 8.3$ ms Rating of per diode	I^2t	166							$A^2 S$
Thermal Resistance Junction to Ambient	R_{thJA}	25							$^\circ C / W$
Thermal Resistance Junction to Case	R_{thJC}	2.3							
Junction Temperature	T_j	150							$^\circ C$
Storage Temperature	T_{stg}	-55 to 150							

■ Electrical Characteristics $T_a = 25^\circ C$

Parameter	Symbol	Test Conditions	GBU10	Min	Typ	Max	Unit
Reverse breakdown voltage	V_R	$I_R=100\mu A$	005	50			V
			01	100			
			02	200			
			04	400			
			06	600			
			08	800			
			10	1000			
Forward voltage	V_{FM}	$I_F=5A$				1.1	
Reverse voltage leakage current	I_{RRM}	$V_{RM}=V_{RRM} d$				10	μA

Bridge Rectifier

GBU10005 ~ GBU1010

■ Typical Characteristics

FIG1: I_o - T_c Curve

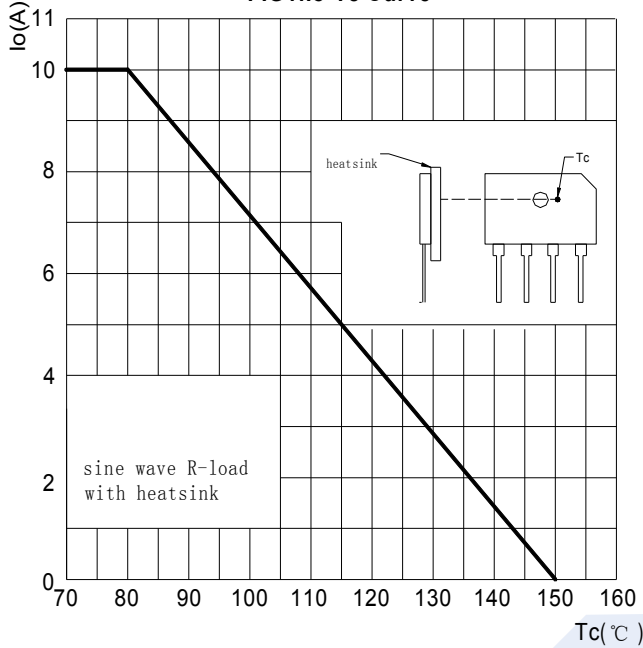


FIG2: Surge Forward Current Capacity

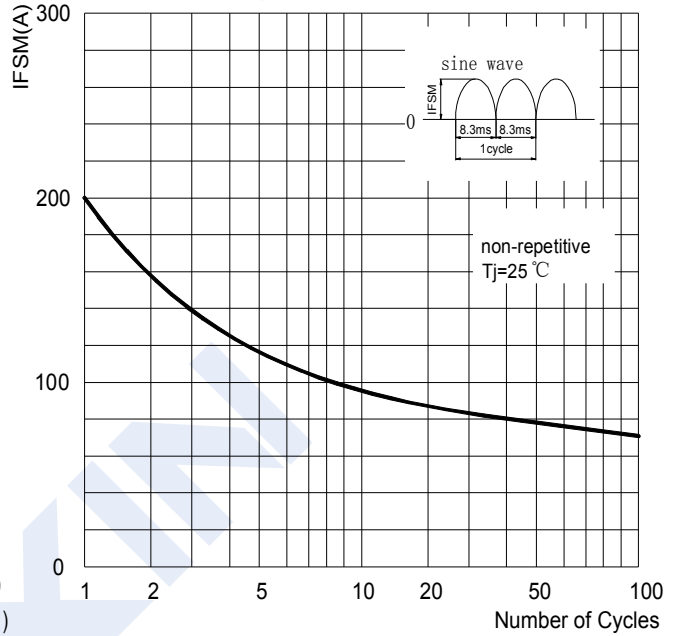


FIG3: Forward Voltage

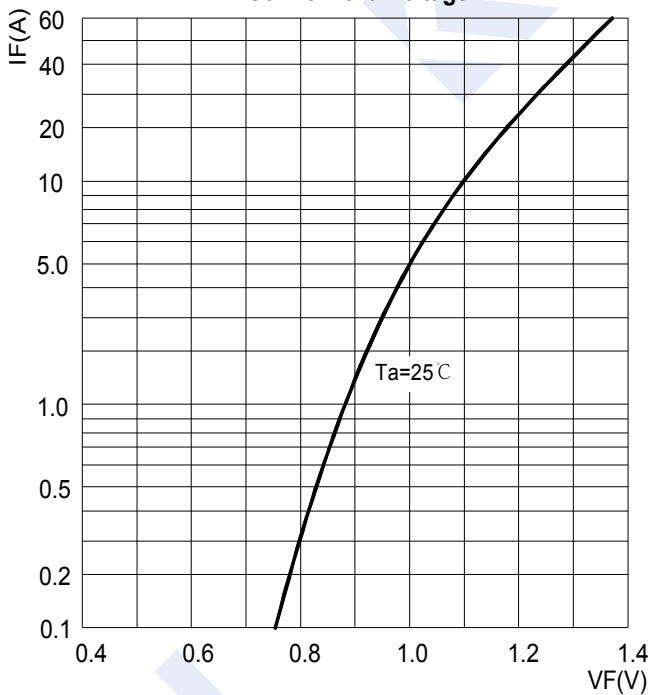


FIG4: Typical Reverse Characteristics

