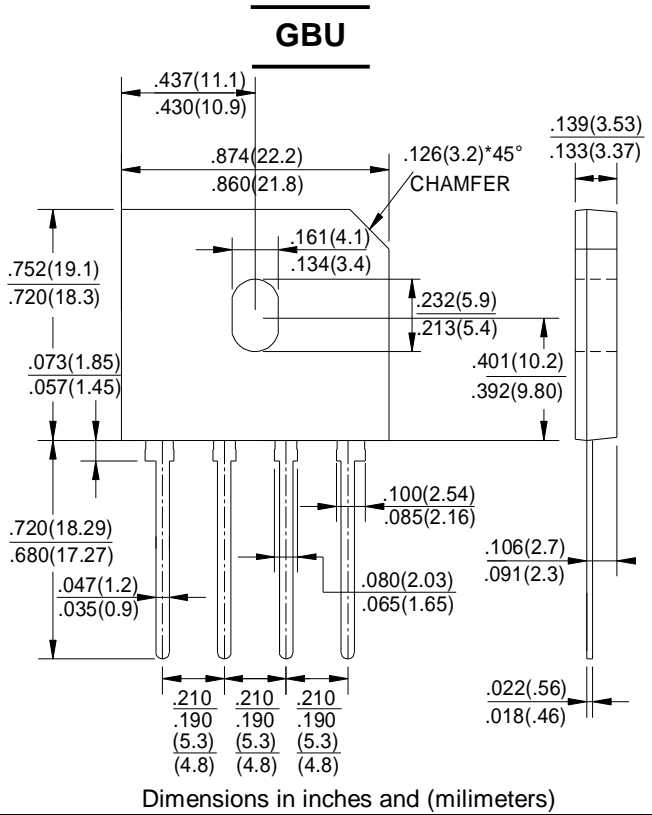


GLASS PASSIVATED BRIDGE RECTIFIERS

REVERSE VOLTAGE - **600**Volts
FORWARD CURRENT - **15.0** Amperes

FEATURES

- Surge overload rating -240 amperes peak
- Ideal for printed circuit board
- Reliable low cost construction utilizing molded plastic technique
- Plastic material has U/L flammability classification 94V-0
- Mounting position: Any



MAXIMUM RATINGS AND ELECTRICAL CHARACTERISTICS

Rating at 25°C ambient temperature unless otherwise specified.

Single phase, half wave, 60Hz, resistive or inductive load.

For capacitive load, derate current by 20%

CHARACTERISTICS	SYMBOL	GBU1506F	UNIT
Maximum Recurrent Peak Reverse Voltage	V _{RRM}	600	V
Maximum RMS Voltage	V _{RMS}	420	V
Maximum DC Blocking Voltage	V _{DC}	600	V
Maximum Average Forward (with heatsink Note 2) Rectified Current @ T _C =100°C (without heatsink)	I _(AV)	15.0 3.2	A
Peak Forward Surge Current 8.3ms Single Half Sine-Wave Super Imposed on Rated Load (JEDEC Method)	I _{FSM}	240	A
Maximum Forward Voltage at 7.5A DC	V _F	0.95	V
Maximum DC Reverse Current @ T _J =25°C at Rated DC Blocking Voltage @ T _J =125°C	I _R	10.0 500	μA
I ² t Rating for Fusing (t<8.3ms)	I ² t	200	A ² s
Typical Junction Capacitance Per Element (Note1)	C _J	70	pF
Operating Temperature Range	T _J	-55 to +150	°C
Storage Temperature Range	T _{STG}	-55 to +150	°C

NOTES: 1. Measured at 1.0MHz and applied reverse voltage of 4.0V DC.
2. Device mounted on 100mm*100mm*1.6mm Cu plate heatsink.

FIG.1-MAXIMUM FORWARD SURGE CURRENT

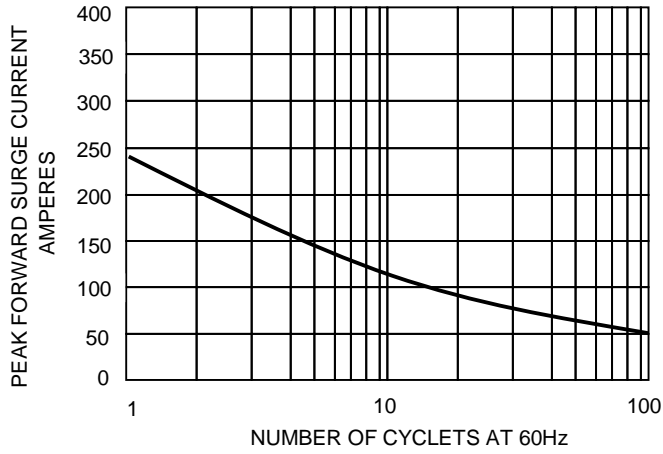


FIG.2- DERATING CURVE
 OUTPUT RECTIFIED CURRENT

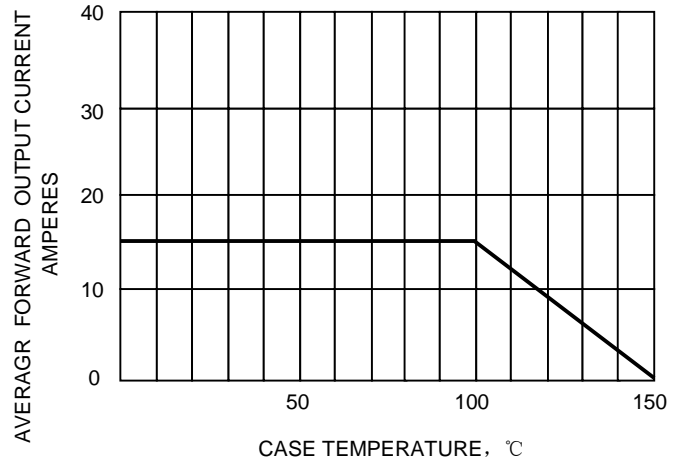


FIG.3-TYPICAL FORWARD
 CHARACTERISTICS

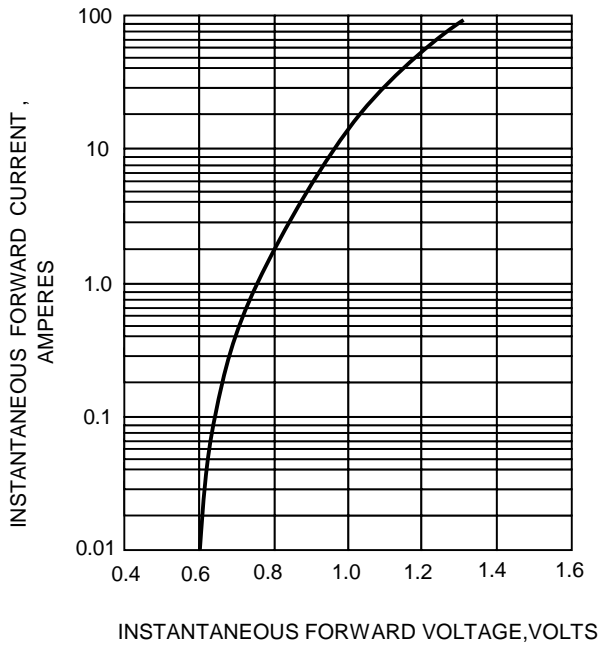


FIG.4-TYPICAL REVERSE
 CHARACTERISTICS

