

■ Features

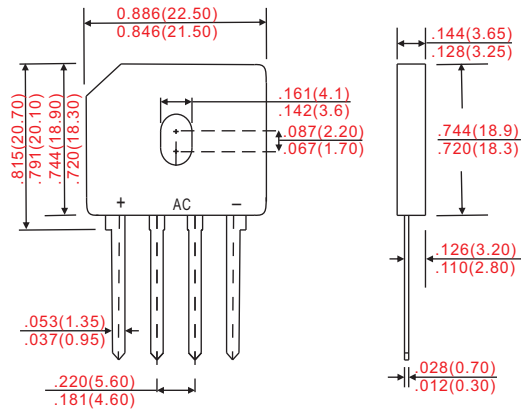
- Surge overload ratings to 175 amperes peak.
- Recommended for non-automatic applications.
- Ideal for & save space on printed circuit board.
- Applicable for automatic insertion.
- Reliable low cost construction utilizing molded plastic technology results in inexpensive product.
- Glass passivated chip junctions.
- Suffix "G" indicates Halogen-free part, ex. GBU6005G.
- Lead-free parts meet RoHS requirements.

■ Mechanical data

- Epoxy: UL94-V0 rated flame retardant
- Case : Molded plastic, GBU
- Terminals : Solder plated, solderable per MIL-STD-750, Method 2026
- Polarity : marked on body
- Weight : Approximated 4.0 gram

■ Outline

GBU



Dimensions in inches and (millimeters)

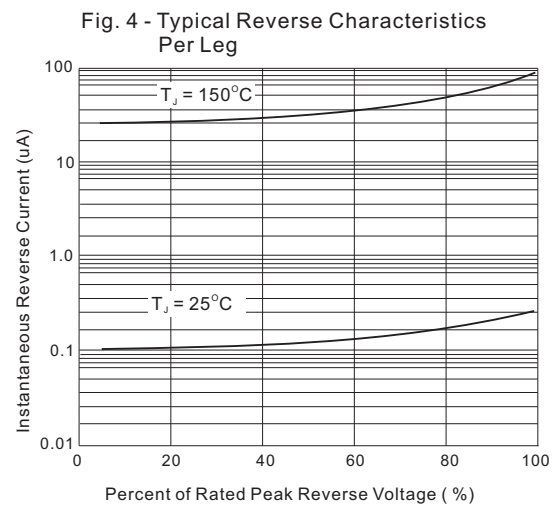
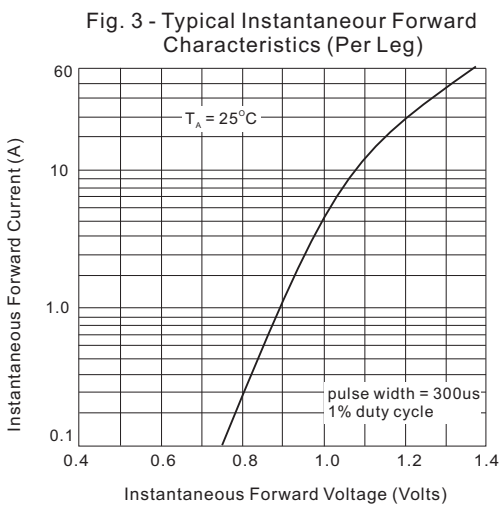
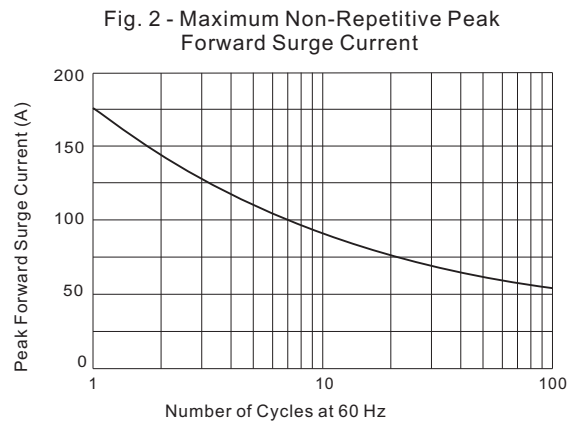
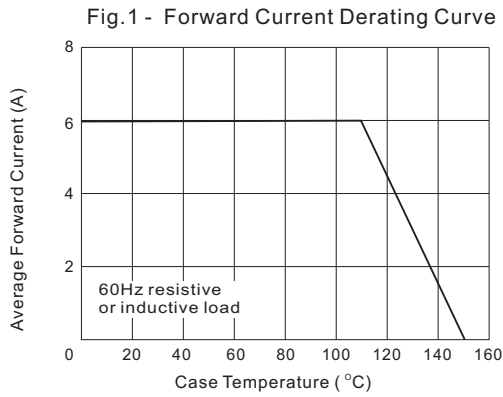
■ Maximum ratings and electrical characteristics

Rating at 25°C ambient temperature unless otherwise specified. Single phase, half wave, 60Hz, resistive or inductive load. For capacitive load, derate current by 20%.

Parameter	Conditions	Symbol	MIN.	TYP.	MAX.	UNIT
Forward rectified current	with heatsink $T_A = 110^\circ\text{C}$	I_O			6.0	A
Forward surge current	8.3ms single half sine-wave superimposed on rate load (JEDEC method)	I_{FSM}			175	A
Reverse current	$V_R = V_{RRM}$, $T_A = 25^\circ\text{C}$	I_R			10	uA
	$V_R = V_{RRM}$, $T_A = 125^\circ\text{C}$				500	
Current squared time	$t < 8.3\text{ms}$, $T_J = 25^\circ\text{C}$	I^2t			127	A ² S
Thermal resistance	junction to ambient	R_{BJA}			26	°C/W
Storage temperature		T_{STG}	-55		+150	°C

Symbol	Marking code	Max. repetitive peak reverse voltage V_{RRM} (V)	Max. RMS voltage V_{RMS} (V)	Max. DC blocking voltage V_R (V)	Max. forward voltage @3A, $T_A = 25^\circ\text{C}$ V_F (V)	Operating temperature T_J (°C)
GBU6005	GBU6005	50	35	50	1.05	-55 ~ +150
GBU601	GBU601	100	70	100		
GBU602	GBU602	200	140	200		
GBU604	GBU604	400	280	400		
GBU606	GBU606	600	420	600		
GBU608	GBU608	800	560	800		
GBU610	GBU610	1000	700	1000		

■ Rating and characteristic curves



- CITC reserves the right to make changes to this document and its products and specifications at any time without notice.
- Customers should obtain and confirm the latest product information and specifications before final design, purchase or use.
- CITC makes no warranty, representation or guarantee regarding the suitability of its products for any particular purpose, nor does CITC assume any liability for application assistance or customer product design.
- CITC does not warrant or accept any liability with products which are purchased or used for any unintended or unauthorized application.
- No license is granted by implication or otherwise under any intellectual property rights of CITC.
- CITC products are not authorized for use as critical components in life support devices or systems without express written approval of CITC.